

The background of the cover features the Pittsburgh Steelers logo, which consists of three interlocking stars. The stars are colored yellow and black, and they are set against a dark, textured background. The logo is positioned in the upper half of the cover.

PITTSBURGH STEELERS

2010

TWO AMAZING WAYS TO HELP YOU SAVE!



Earn 10¢ OFF
per gallon of fuel for every \$50
you spend with your 



Pump gas at GetGo®
Save up to
20%
at GIANT EAGLE®

Restrictions apply. Visit GiantEagle.com for details.



Table of Contents

Media Information 2-20



2010 Steelers Schedule	2
2009 NFL Final Standings	3
2010 NFL Week-by-Week Schedule	4-5
Steelers Staff Directory	6-7
Important Dates	7
Steelers Ownership Group	8-9
Training Camp History	10
Heinz Field Fun Facts	11
Heinz Field Diagram	12
Steelers Media Guidelines	13-16
Steelers Community Relations Programs	17-21
Steelers Youth Football Programs	21-22

Football Staff 23-46



Mike Tomlin Bio	24-26
Coaches/Scouts/Staff bios	27-52

2010 Players 53-332



Veteran Bios	54-318
2010 Draft Picks	319-328
Rookie Free Agents	329-331
Alphabetical Roster	332

2009 Season in Review 333-356



Final Regular Season Statistics	334-335
Attendance Figures	336-337
Regular Season Game Summaries	338-353
Starting Lineups	354-355
Season Highs	356

Steelers History 357-442



History of the Steelers/Timeline	358-365
Steelers Superbowl Recaps	366-372
Steelers in the Hall of Fame	373-375
Steelers All-Time Uniforms	376-377
Steelers Postseason Experience	378
Steelers in the Postseason	379
Steelers/Opponent Longest Plays	380-381
Coldest/Warmest Games—Records at Heinz Field	382
Records/Attendance at Three Rivers Stadium	383
Monday/Thursday/Saturday/Sunday Night Results	384
Regular Season Streaks	385
When the Steelers Rush for 200-Yards	385
Steelers in Overtime	386
Year-by-Year Home/Away Records	386
Biggest/Worst Losses	387
Scoring Highs	387
Steelers in Tie Games	387
The Last Time	388-389
AFC Central/North Division Races	390-392
Steelers Quarterback Records/Steelers MVPs	393
Steelers Attendance Figures	394-395
77 Years with the Steelers	396-403
Steelers in the Pro Bowl	404-405
Preseason Results	406-407
Steelers vs. Opponents	408-416
Steelers vs. AFC/NFC	416
Steelers Honors & Awards (2000-Present)	417-419
All-Time Roster	420-427
All-Time Head/Assistant Coaches	427
All-Time Jersey Numbers	428-433
All-Time Draft Picks	434-442

Steelers Records 443-522




All-Time Leaders	444-455
Opponent Records	455
Team Records	456-458
Year-by-Year First Downs	459
Year-by-Year Offensive/Defensive Statistics	460-461
Year-by-Year Leaders	462-468
100/300-Yard Performances	469-480
All-Time Cumulative Statistics	481-521
Notes	522

Steelers 2010 Schedule

Preseason

GAME 1		Saturday, Aug. 14, 7:30 p.m. (KDKA) Detroit Lions
GAME 2		Saturday, Aug. 21, 7 p.m. (KDKA) at New York Giants
GAME 3		Sunday, Aug. 29, 8 p.m. (FOX) at Denver Broncos
GAME 4		Thursday, Sept. 2, 7:30 p.m. (KDKA) Carolina Panthers



Regular Season

WEEK 1		Sunday, Sept. 12, 1 p.m. (FOX) Atlanta Falcons
WEEK 2		Sunday, Sept. 19, 1 p.m. (CBS) at Tennessee Titans
WEEK 3		Sunday, Sept. 26, 1 p.m. (CBS) at Tampa Bay Buccaneers
WEEK 4		Sunday, Oct. 3, 1 p.m. (CBS) Baltimore Ravens
WEEK 5		Sunday, Oct. 10 Bye Week
WEEK 6		Sunday, Oct. 17, 1 p.m. (CBS) Cleveland Browns
WEEK 7		Sunday, Oct. 24, 1 p.m. (CBS) at Miami Dolphins
WEEK 8		Sunday, Oct. 31, 8:20 p.m. (NBC) at New Orleans Saints
WEEK 9		Monday, Nov. 8, 8:30 p.m. (ESPN) at Cincinnati Bengals

WEEK 10		Sunday, Nov. 14, 8:20 p.m. (NBC) New England Patriots
WEEK 11		Sunday, Nov. 21, 1 p.m. (CBS)* Oakland Raiders
WEEK 12		Sunday, Nov. 28, 1 p.m. (CBS)* at Buffalo Bills
WEEK 13		Sunday, Dec. 5, 8:20 p.m. (NBC)* at Baltimore Ravens
WEEK 14		Sunday, Dec. 12, 1 p.m. (CBS)* Cincinnati Bengals
WEEK 15		Sunday, Dec. 19, 4:15 p.m. (CBS)* New York Jets
WEEK 16		Thursday, Dec. 23, 8:20 p.m. (NFL Network) Carolina Panthers
WEEK 17		Sunday, Jan. 2, 1 p.m. (CBS)* at Cleveland Browns

* Game times are subject to change.



2009 Final Standings

American Football Conference

EAST DIVISION

	W	L	T	Pct.	Pts	OP
y- New England Patriots	10	6	0	.625	427	285
x- New York Jets	9	7	0	.563	348	236
Miami Dolphins	7	9	0	.438	360	390
Buffalo Bills	6	10	0	.375	258	326

NORTH DIVISION

	W	L	T	Pct.	Pts	OP
y- Cincinnati Bengals	10	6	0	.625	305	291
x- Baltimore Ravens	9	7	0	.563	391	261
Pittsburgh Steelers	9	7	0	.563	368	324
Cleveland Browns	5	11	0	.313	245	375

SOUTH DIVISION

	W	L	T	Pct.	Pts	OP
*- Indianapolis Colts	14	2	0	.875	416	307
Houston Texans	9	7	0	.563	388	333
Tennessee Titans	8	8	0	.500	354	402
Jacksonville Jaguars	7	9	0	.438	290	380

WEST DIVISION

	W	L	T	Pct.	Pts	OP
z- San Diego Chargers	13	3	0	.813	454	320
Denver Broncos	8	8	0	.500	326	324
Oakland Raiders	5	11	0	.313	197	379
Kansas City Chiefs	4	12	0	.250	294	424

*-Clinched home-field advantage

y-Clinched division title

x-Clinched playoff berth

z-Clinched first round bye

National Football Conference

EAST DIVISION

	W	L	T	Pct.	Pts	OP
y- Dallas Cowboys	11	5	0	.688	361	250
x- Philadelphia Eagles	11	5	0	.688	429	337
New York Giants	8	8	0	.500	402	427
Washington Redskins	4	12	0	.250	266	336

NORTH DIVISION


	W	L	T	Pct.	Pts	OP
z- Minnesota Vikings	12	4	0	.750	470	312
x- Green Bay Packers	11	5	0	.688	461	297
Chicago Bears	7	9	0	.438	327	375
Detroit Lions	2	14	0	.125	262	494

SOUTH DIVISION

	W	L	T	Pct.	Pts	OP
*- New Orleans Saints	13	3	0	.813	510	341
Atlanta Falcons	9	7	0	.563	363	325
Carolina Panthers	8	8	0	.500	315	308
Tampa Bay Buccaneers	3	13	0	.188	244	400

WEST DIVISION

	W	L	T	Pct.	Pts	OP
y- Arizona Cardinals	10	6	0	.625	375	325
San Francisco 49ers	8	8	0	.500	330	281
Seattle Seahawks	5	11	0	.313	280	390
St. Louis Rams	1	15	0	.063	175	436



Wild Card Weekend

SATURDAY, JAN. 9, 2010

NFC: Dallas 34, Philadelphia 14

AFC: New York 24, Cincinnati 14

SUNDAY, JAN. 10, 2010

NFC: Arizona 51, Green Bay 45

AFC: Baltimore 33, New England 14

Divisional Playoffs

SATURDAY, JAN. 16, 2010

NFC: New Orleans 45, Arizona 33

AFC: Indianapolis 20, Baltimore 3

SUNDAY, JAN. 17, 2010

NFC: Minnesota 34, Dallas 3

AFC: New York 17, San Diego 14

Conference Championships

SUNDAY, JAN. 24, 2010

NFC: New Orleans 31, Minnesota 28

AFC: Indianapolis 30, New York 17

AFC-NFC Pro Bowl

SUNDAY, JAN. 31, 2010 AT SUN LIFE STADIUM, MIAMI, FLORIDA

AFC 41, NFC 34

Super Bowl XLIII

SUNDAY, FEB. 7, 2010 AT SUN LIFE STADIUM, MIAMI, FLORIDA

New Orleans 31, Indianapolis 17

2010 National Football League Schedule

Week 1

Thursday, September 9

1. Minnesota at New Orleans 8:30

Sunday, September 12

2. Miami at Buffalo 1:00

3. Detroit at Chicago 1:00

4. Indianapolis at Houston 1:00

5. Denver at Jacksonville 1:00

6. Cincinnati at New England 1:00

7. Carolina at New York 1:00

8. Atlanta at Pittsburgh 1:00

9. Cleveland at Tampa Bay 1:00

10. Oakland at Tennessee 1:00

11. Green Bay at Philadelphia 4:15

12. Arizona at St. Louis 4:15

13. San Francisco at Seattle 4:15

14. Dallas at Washington 8:20

Monday, September 13

15. Baltimore at New York 7:00

16. San Diego at Kansas City 10:15

Week 2

Sunday, September 19

17. Arizona at Atlanta 1:00

18. Tampa Bay at Carolina 1:00

19. Baltimore at Cincinnati 1:00

20. Kansas City at Cleveland 1:00

21. Chicago at Dallas 1:00

22. Philadelphia at Detroit 1:00

23. Buffalo at Green Bay 1:00

24. Miami at Minnesota 1:00

25. Pittsburgh at Tennessee 1:00

26. Seattle at Denver 4:05

27. St. Louis at Oakland 4:05

28. New England at New York 4:15

29. Jacksonville at San Diego 4:15

30. Houston at Washington 4:15

31. New York at Indianapolis 8:20

Monday, September 20

32. New Orleans at San Francisco 8:30

Week 3

Sunday, September 26

33. Cleveland at Baltimore 1:00

34. Cincinnati at Carolina 1:00

35. Dallas at Houston 1:00

36. San Francisco at Kansas City 1:00

37. Detroit at Minnesota 1:00

38. Buffalo at New England 1:00

39. Atlanta at New Orleans 1:00

40. Tennessee at New York 1:00

41. Pittsburgh at Tampa Bay 1:00

42. Philadelphia at Jacksonville 4:05

43. Washington at St. Louis 4:05

44. Oakland at Arizona 4:15

45. Indianapolis at Denver 4:15

46. San Diego at Seattle 4:15

47. New York at Miami 8:20

Monday, September 27

48. Green Bay at Chicago 8:30

Week 4

Sunday, October 3

Byes: Dallas, Kansas City, Minnesota, Tampa Bay

49. San Francisco at Atlanta 1:00

50. New York at Buffalo 1:00

51. Cincinnati at Cleveland 1:00

52. Detroit at Green Bay 1:00

53. Carolina at New Orleans 1:00

54. Baltimore at Pittsburgh 1:00

55. Seattle at St. Louis 1:00

56. Denver at Tennessee 1:00

57. Indianapolis at Jacksonville 4:05

58. Houston at Oakland 4:05

59. Washington at Philadelphia 4:15

60. Arizona at San Diego 4:15

61. Chicago at New York 8:20

Monday, October 4

62. New England at Miami 8:30

Week 5

Sunday, October 10

Byes: Miami, New England, Pittsburgh, Seattle

63. Denver at Baltimore 1:00

64. Jacksonville at Buffalo 1:00

65. Chicago at Carolina 1:00

66. Tampa Bay at Cincinnati 1:00

67. Atlanta at Cleveland 1:00

68. St. Louis at Detroit 1:00

69. Kansas City at Indianapolis 1:00

70. New York at Houston 1:00

71. Green Bay at Washington 1:00

72. New Orleans at Arizona 4:05

73. Tennessee at Dallas 4:15

74. San Diego at Oakland 4:15

75. Philadelphia at San Francisco 8:20

Monday, October 11

76. Minnesota at New York 8:30

Week 6

Sunday, October 17

Byes: Arizona, Buffalo, Carolina, Cincinnati

77. Seattle at Chicago 1:00

78. Miami at Green Bay 1:00

79. Kansas City at Houston 1:00

80. Baltimore at New England 1:00

81. Detroit at New York 1:00

82. Atlanta at Philadelphia 1:00

83. Cleveland at Pittsburgh 1:00

84. San Diego at St. Louis 1:00

85. New Orleans at Tampa Bay 1:00

86. New York at Denver 4:05

87. Oakland at San Francisco 4:05

88. Dallas at Minnesota 4:15

89. Indianapolis at Washington 8:20

Monday, October 18

90. Tennessee at Jacksonville 8:30

Week 7

Sunday, October 24

Byes: Detroit, Houston, Indianapolis, New York

91. Cincinnati at Atlanta 1:00

92. Buffalo at Baltimore 1:00

93. San Francisco at Carolina 1:00

94. Washington at Chicago 1:00

95. Jacksonville at Kansas City 1:00

96. Pittsburgh at Miami 1:00

97. Cleveland at New Orleans 1:00

98. St. Louis at Tampa Bay 1:00

99. Philadelphia at Tennessee 1:00

100. Arizona at Seattle 4:05

101. New England at San Diego 4:15

102. Oakland at Denver 4:15

103. Minnesota at Green Bay 8:20

Monday, October 25

104. New York at Dallas 8:30

Week 8

Sunday, October 31

Byes: Atlanta, Baltimore, Chicago, Cleveland,

New York, Philadelphia

105. Miami at Cincinnati 1:00

106. Jacksonville at Dallas 1:00

107. Washington at Detroit 1:00

108. Buffalo at Kansas 1:00

109. Green Bay at New York 1:00

110. Carolina at St. Louis 1:00

111. Denver at San Francisco 1:00

112. Tennessee at San Diego 4:05

113. Minnesota at New England 4:15

114. Seattle at Oakland 4:15

115. Tampa Bay at Arizona 4:15

116. Pittsburgh at New Orleans 8:20

Monday, November 2

117. Houston at Indianapolis 8:30

Week 9

Sunday, November 7

Byes: Denver, Jacksonville, St. Louis, San

Francisco, Tennessee, Washington

118. Tampa Bay at Atlanta 1:00

119. Miami at Baltimore 1:00

120. Chicago at Buffalo 1:00

121. New Orleans at Carolina 1:00

122. New England at Cleveland 1:00

123. New York at Detroit 1:00

124. San Diego at Houston 1:00

125. Arizona at Minnesota 1:00

126. New York at Seattle 4:05

127. Indianapolis at Philadelphia 4:15

128. Kansas City at Oakland 4:15

129. Dallas at Green Bay 8:20

Monday, November 8

130. Pittsburgh at Cincinnati 8:30



2010 National Football League Schedule

Week 10

Thursday, November 11

Byes: Green Bay, New Orleans, Oakland, San Diego

131. Baltimore at Atlanta	8:20
Sunday, November 14	
132. Detroit at Buffalo	1:00
133. Minnesota at Chicago	1:00
134. New York at Cleveland	1:00
135. Cincinnati at Indianapolis	1:00
136. Houston at Jacksonville	1:00
137. Tennessee at Miami	1:00
138. Carolina at Tampa Bay	1:00
139. Kansas City at Denver	4:05
140. Dallas at New York	4:15
141. Seattle at Arizona	4:15
142. St. Louis at San Francisco	4:15
143. New England at Pittsburgh	8:20
Monday, November 15	
144. Philadelphia at Washington	8:30

Week 11

Thursday, November 18

145. Chicago at Miami	8:20
Sunday, November 21	
146. Baltimore at Carolina	1:00
147. Buffalo at Cincinnati	1:00
148. Detroit at Dallas	1:00
149. Cleveland at Jacksonville	1:00
150. Arizona at Kansas City	1:00
151. Green Bay at Minnesota	1:00
152. Houston at New York	1:00
153. Oakland at Pittsburgh	1:00
154. Washington at Tennessee	1:00
155. Seattle at New Orleans	4:05
156. Atlanta at St. Louis	4:05
157. Tampa Bay at San Francisco	4:05
158. Indianapolis at New England	4:15
159. New York at Philadelphia	8:20
Monday, November 22	
160. Denver at San Diego	8:30

Week 12

Thursday, November 25

161. New England at Detroit	12:30
162. New Orleans at Dallas	4:15
163. Cincinnati at New York	8:20
Sunday, November 28	
164. Green Bay at Atlanta	1:00
165. Tampa Bay at Baltimore	1:00
166. Pittsburgh at Buffalo	1:00
167. Philadelphia at Chicago	1:00
168. Carolina at Cleveland	1:00
169. Tennessee at Houston	1:00
170. Jacksonville at New York	1:00
171. Minnesota at Washington	1:00
172. Kansas City at Seattle	4:05
173. Miami at Oakland	4:05
174. St. Louis at Denver	4:15
175. San Diego at Indianapolis	8:20
Monday, November 29	
176. San Francisco at Arizona	8:30

Week 13

Thursday, December 2

177. Houston at Philadelphia	8:20
Sunday, December 5	
178. New Orleans at Cincinnati	1:00
179. Chicago at Detroit	1:00
180. San Francisco at Green Bay	1:00
181. Denver at Kansas City	1:00
182. Cleveland at Miami	1:00
183. Buffalo at Minnesota	1:00
184. Washington at New York	1:00
185. Atlanta at Tampa Bay	1:00
186. Jacksonville at Tennessee	1:00
187. Oakland at San Diego	4:05
188. St. Louis at Arizona	4:15
189. Dallas at Indianapolis	4:15
190. Carolina at Seattle	4:15
191. Pittsburgh at Baltimore*	8:20
Monday, December 6	
192. New York at New England	8:30

Week 14

Thursday, December 9

193. Indianapolis at Tennessee	8:20
Sunday, December 12	
194. New England at Chicago	1:00
195. Cleveland at Buffalo	1:00
196. Cincinnati at Pittsburgh	1:00
197. Oakland at Jacksonville	1:00
198. Tampa Bay at Washington	1:00
199. Green Bay at Detroit	1:00
200. New York at Minnesota	1:00
201. Atlanta at Carolina	1:00
202. St. Louis at New Orleans	4:05
203. Seattle at San Francisco	4:05
204. Denver at Arizona	4:15
205. Miami at New York	4:15
206. Kansas City at San Diego	4:15
207. Philadelphia at Dallas*	8:20
Monday, December 13	
208. Baltimore at Houston	8:30

Week 15

Thursday, December 16

209. San Francisco at San Diego	8:20
Sunday, December 19	
210. New Orleans at Baltimore	1:00
211. Arizona at Carolina	1:00
212. Cleveland at Cincinnati	1:00
213. Washington at Dallas	1:00
214. Jacksonville at Indianapolis	1:00
215. Buffalo at Miami	1:00
216. Philadelphia at New York	1:00
217. Kansas City at St. Louis	1:00
218. Detroit at Tampa Bay	1:00
219. Houston at Tennessee	1:00
220. Atlanta at Seattle	4:05
221. Denver at Oakland	4:15
222. New York at Pittsburgh	4:15
223. Green Bay at New England*	8:20
Monday, December 20	
224. Chicago at Minnesota	8:30

Week 16

Thursday, December 23

225. Carolina at Pittsburgh	8:20
Saturday, December 25	
226. Dallas at Arizona	7:30
Sunday, December 26	
227. New England at Buffalo	1:00
228. New York at Chicago	1:00
229. Baltimore at Cleveland	1:00
230. Washington at Jacksonville	1:00
231. Tennessee at Kansas City	1:00
232. Detroit at Miami	1:00
233. Minnesota at Philadelphia	1:00
234. San Francisco at St. Louis	1:00
235. Seattle at Tampa Bay	1:00
236. Houston at Denver	4:05
237. Indianapolis at Oakland	4:05
238. New York at Green Bay	4:15
239. San Diego at Cincinnati	8:20
Monday, December 27	
240. New Orleans at Atlanta	8:30

Week 17

Sunday, January 2

241. Carolina at Atlanta	1:00
242. Cincinnati at Baltimore	1:00
243. Pittsburgh at Cleveland	1:00
244. Minnesota at Detroit	1:00
245. Chicago at Green Bay	1:00
246. Jacksonville at Houston	1:00
247. Tennessee at Indianapolis	1:00
248. Oakland at Kansas City	1:00
249. Miami at New England	1:00
250. Tampa Bay at New Orleans	1:00
251. Buffalo at New York	1:00
252. Dallas at Philadelphia	1:00
253. New York at Washington	1:00
254. San Diego at Denver	4:15
255. Arizona at San Francisco	4:15
256. St. Louis at Seattle	4:15

Postseason

Saturday, January 8

AFC and NFC Wild Card Playoffs (NBC)

Sunday, January 9

AFC and NFC Wild Card Playoffs (CBS & Fox)

Saturday, January 15

AFC and NFC Divisional Playoffs (CBS & Fox)

Sunday, January 16

AFC and NFC Divisional Playoffs (CBS & Fox)

Sunday, January 23

AFC and NFC Championship Games (CBS & Fox)

Sunday, January 30

AFC-NFC Pro Bowl

Aloha Stadium

Honolulu, Hawaii (Fox)

Sunday, February 7

Super Bowl XLV

Cowboys Stadium

Arlington, Texas (Fox)

* Sunday Night Games in Weeks 11-16 Subject To Change. Sunday Night game in Week 17 TBD.

Steelers Staff Directory



Administrative/Football Offices

UPMC SPORTS PERFORMANCE COMPLEX

3400 South Water Street
Pittsburgh, PA 15203
Phone: 412-432-7800

Administration

Daniel M. Rooney,
Chairman Emeritus
Arthur J. Rooney II, President
Arthur J. Rooney Jr., Vice President
Charles H. Noll,
Administration Advisor
Diane Lowe, Administrative Assistant

Business Office

Mark Hart, Director of Planning and Development
Bob Tyler, Director of Finance
Omar Khan, Director of Business and Administration
Dan Ferens, Business Administration
Geraldine Glenn, Human Relations/
Office Coordinator
Jodie Spagnoli, Assistant Controller
Kelly Serafin, Payroll/Benefits
Administrator
Rebecca Mihalcik,
Administrative Assistant
Colleen Kimmel,
Administrative Assistant

Media Relations

Dave Lockett,
Communications Coordinator
Burt Lauten, Public Relations/
Media Manager
Emily Scerba, Administrative Assistant
Ryan Scarpino, Intern

Community Relations

Michele Rosenthal, Community
Relations Manager
Stacie Lawrence,
Administrative Assistant

Information Technology

Scott Phelps, Information
Technology Manager
Jon Pugliano, IT/Network Support
Technician

Steelers.com/Steelers Digest

Bob Labriola, Editor
Teresa Varley,
Assistant Editor/Website

Photography

Mike Fabus, Team Photographer

Coaching Staff

Mike Tomlin, Head Coach
John Mitchell, Assistant Head Coach/
Defensive Line
Bruce Arians, Offensive Coordinator
Dick LeBeau, Defensive Coordinator
Al Everest, Special Teams Coordinator
Keith Butler, Linebackers Coach
James Daniel, Tight Ends Coach
Randy Fichtner, Quarterbacks Coach
Ray Horton, Defensive Backs Coach
Amos Jones, Assistant Special Teams
Coach
Sean Kugler, Offensive Line Coach
Scottie Montgomery, Wide Receivers
Coach
Kirby Wilson, Running Backs Coach
Harold Goodwin, Offensive Assistant
Jerry Olsavsky, Defensive Assistant
Garrett Glemont, Strength and
Conditioning Coach
Marcel Pastoor, Conditioning
Assistant
Ray Jackson, Player Development
Chrissy Bulger, Administrative
Assistant
Mia Daudet, Administrative Assistant

Football Operations

Kevin Colbert, Director of Football
Operations
Ron Hughes, College Scouting
Coordinator
Brandon Hunt, Pro Personnel
Coordinator
Joe Greene, Special Assistant/Pro
and College Personnel
Phil Kreidler, Pro/College Scout
Kelvin Fisher, College Scout
Mark Gorscak, College Scout
Bruce McNorton, College Scout
Dan Rooney, College Scout
Dave Petett, BLESTO Scout
Bill Nunn, College Personnel
Maureen Mannion,
Administrative Assistant
Karen Mercalde,
Administrative Assistant

Football Equipment Staff

Rodgers Freyvogel,
Equipment Manager
Rich Baker, Field Manager/Assistant
Equipment Manager
Patrick Noone, Field Manager/
Assistant Equipment Manager

Video Staff

Bob McCartney, Video Coordinator
Andy Lizanich, Video Assistant
Jason McMann, Video Assistant

Athletic Training Staff

John Norwig, Head Athletic Trainer
Ryan Grove,
Assistant Athletic Trainer
Ariko Iso, Assistant Athletic Trainer

Medical Staff

Dr. Mark Duca, Physician, Internal
Medicine
Dr. Tony Yates, Physician, Internal
Medicine
Dr. Joseph Maroon, Physician,
Neurosurgery
Dr. James Bradley, Physician,
Orthopedic Surgery

Office Staff

Tyrone Ryan, Receptionist



Steelers Staff Directory

Marketing/Merchandise/
Ticket Operations

HEINZ FIELD

100 Art Rooney Avenue
Pittsburgh, PA 15212
Main Switchboard: 412-697-7700
Ticket Office: 412-323-1200

Marketing Staff

Tony Quatrini, Director of Marketing
Rick Giugliano, Marketing Coordinator
John Wodarek, Entertainment/
Marketing Manager
Kathy Wallace, Corporate Sales/
Marketing Manager
Mike Marchinsky,
Youth Football/Marketing Manager
Lynne Molyneaux, Marketing/
Community Relations Manager
John Simpson, Events/Marketing
Manager
Rick Fairbend, Producer/
Broadcasting Manager
Brian Tirpak, Production Assistant
Breanne Mueller, Client Services
Amy Regan, Client Services
Constance M. Hoffman,
Administrative Assistant

Merchandising Staff

EXECUTIVE OFFICES

Tim Carey
Robb Gedrys
Kristen Weiland
Rena McNaab

HEINZ FIELD

Sam Rogiero
Janice O'Toole
Sheryl Speer
Danny Williamson

GROVE CITY OUTLETS

Brian Rogiero
Susan Kalafut
Debbi Gabler

MONROEVILLE MALL

Jim Moon
Stephanie Smith
Amanda Jendrzewski

PITTSBURGH MILLS

Courtney Duzyk
Mary Dattola
Michelle Redinger

SOUTH HILLS VILLAGE

Mimi Zabela
Sam DiMenno
Corey Flannagan

PETERSEN EVENTS CENTER

Scott Eafrazi
Kevin Kropf

Ticket Operations Staff

Ben Lentz, Ticket Manager
Libby Patcher,
Season Ticket Assistant
Chris McMurtrie, Ticket Office

PSSI Stadium Corporation

HEINZ FIELD

900 Art Rooney Avenue
Pittsburgh, PA 15212-5721
Phone: 412-697-7150

Stadium Operations Staff

Jim Sacco, Director of
Stadium Management
Rob Thompson,
Event Operations Coordinator
Greg Hoyer,
Event Operations Assistant
Andrew Heidenreich,
Event Operations Intern
Brian Opacic, Stadium Operations
Coordinator
Chris Ecton, Sports Turf Manager
John Fox, Playing Surface Staff
Andy Lipinski, Playing Surface Staff
Aaron Ramella, Playing Surface Staff
Jim Tabaka, Shipping and
Receiving/Operations
Heidi Edwards, Project Coordinator
Jody Lutes, Stadium Accounting
Manager
Barbara Snyder, Payroll/Benefits
Administrator
Bernie DeLuca, Suite Manager
Cayce Little Pastoor, Club Marketing/
Guest Services Manager
Nikkie Feroce Dvorchak, Club
Marketing Manager
Maria DeNunzio, Guest Services
Dave Steiner, Audio/Visual Technician
Geneva Jordan, Receptionist
Beth Kaniuff, Administrative
Assistant
Ken Fulton, Director of Security

Training Camp

SAINT VINCENT COLLEGE

Latrobe, PA 15650
Phone: 724-539-8515



Important Dates

July 30
Team Reports
Aug. 14
Preseason Game vs. Detroit
Aug. 20
Team Breaks Camp
Aug. 21
Preseason Game at New York
Aug. 29
Preseason Game at Denver
Sept. 2
Preseason Game vs. Carolina
Sept. 4
Roster cutdown to 53 players
Sept. 5
Club may establish a practice
squad of eight players.
Sept. 9-13
NFL Kickoff Weekend 2010
Sept. 12
Season Opener vs. Atlanta
Jan. 8-9
Wild Card Weekend
Jan. 15-16
Divisional Playoffs
Jan. 23
AFC/NFC Championships
Jan. 30
AFC/NFC Pro Bowl, Hawaii
Feb. 7
Super Bowl XLV, Dallas

Pittsburgh Steelers Ownership Group



Dan Rooney



Art Rooney II



Rob Citrone



Paul Evanson



James Haslam III



Jack McGinley



Jim McGinley



Mike McGinley



Rita McGinley



Larry Paul



Stephen Paul



Pittsburgh Steelers Ownership Group



Bruce Rauner



Art Rooney, Jr.




Brian Rooney




John Rooney



Paul Sams



John Stallworth



Benjamin Statler



David Tepper



Thomas Tull



Peter Varischetti



Mike Wilkins

Steelers Training Camp History

The Steelers have held their annual training camp at several locations throughout club history before settling on their current camp home at Saint Vincent College. The 2010 season marks the 45th consecutive year that the Steelers have held their preseason training camp in Latrobe, Pa. The Steelers' 45-year tenure at Saint Vincent College ranks second (tied with Minnesota) in the NFL for training camp longevity, trailing only the Green Bay Packers, who have held their preseason camp at St. Norbert College in DePere, Wisc., for 52 years. The final two weeks of the Steelers' 1966 training camp were held at St. Vincent College after beginning camp at the University of Rhode Island.

The Steelers first full camp at St. Vincent College took place in 1967.

The following is a complete list of places where the Pittsburgh Steelers have held their training camps, along with the years they were there:

Location	Years
Moore Field, Pittsburgh, Pa.	1933-37
St. Francis College	1938-40
Hershey, Pa.	1941-42, 1945-46
Philadelphia, Pa.	1943
Waukesha, Wisconsin	1944
Alliance College (Cambridge Springs, Pa.)	1947-51
St. Bonaventure College	1952-57
California State Teachers College	1958-60
Slippery Rock College	1961
West Liberty College (Wheeling, W.Va.)	1962-63
University of Rhode Island	1964-66
St. Vincent College	1966-Present





Heinz Field Fun Facts

Owner: Sports and Exhibition Authority of Pittsburgh and Allegheny County

Developer: Pittsburgh Steelers

Tenants: Pittsburgh Steelers, University of Pittsburgh, concerts, public assembly, etc.

Architect: HOK Sports

Construction Manager: Hunt Construction Group/Mascaro (A Joint Venture)

Ground Breaking: June 18, 1999

Square Footage: 1.49 million square feet

Seating Capacity: 65,050 seats (19-21 inch wide, all with cup holders)

Club Seating: 7,300 seats (20-21 inch wide)

Suites: 1,544 seats (129 suites totaling over 38,000 square feet)

Club Lounges: 3 — East & West Club approximately 45,000 square feet, North Club 20,000 square feet.

Restrooms: 24 women's, 24 men's and 8 family. Fixtures include 487 lavatories, 835 water closets and 204 urinals.

Concessions: 47 concession stands.

Merchandise: 15 novelty locations.

Locker Rooms: Steelers' locker room is 6,000 square feet, Panthers' locker room is 4,600 square feet and both visiting locker rooms are 2,600 square feet.

Scoreboard: 28 x 96 Daktronics Video Board. Two 16 x 9 or one 4 x 1 aspect ratio can be shown on the screen. The aspect ratio is two times wider than a widescreen TV.

Television Sets: 500 televisions linked to main scoreboard to automatically display special notifications about the game in progress.

Playing Surface: The turf is a blend of four varieties of Kentucky Bluegrass, covering just over two acres. The soil is a twelve inch, sand-based root zone, meeting USGA specifications for particle size. Under the root zone approximately 40 miles of ¾ inch piping heat the soil. Below the heating system there is a four inch layer of pea gravel that containing drain pipes that empty into a 22 inch collector pipe that surrounds the perimeter of the field.

Sight Lines: 60 feet from sideline to first row and 25 feet from end zone to first row.

Escalators: 5

Elevators: 7 Passenger and 2 Freight

Pedestrian Ramps: 4

Coca-Cola Great Hall: Located on the ground level of the East side of Heinz Field. The Coca-Cola Great Hall is home to Pittsburgh Steelers and University of Pittsburgh memorabilia, Hall of Fame artifacts, Benkovitz, Quaker Steak & Lube and Primanti Brothers.

High School Murals: Throughout Heinz Field there are 60 murals from area high schools that have won a WPIAL or City League Football Championship.

CONSTRUCTION DETAILS

Cast in Place Concrete: 48,000 cubic yards

Amount of Structural Steel: 12,000 tons

Augercast Piles: 10,442 lineal feet

Paint: 30,000 gallons (provided by PPG Industries)

Glass: 50,000 square feet (provided by PPG Industries)

Numbers of Doors: 1,100

Miles of Railings: 7

Drainage, Irrigation and Heating Pipes Under the Field: 1.85 miles

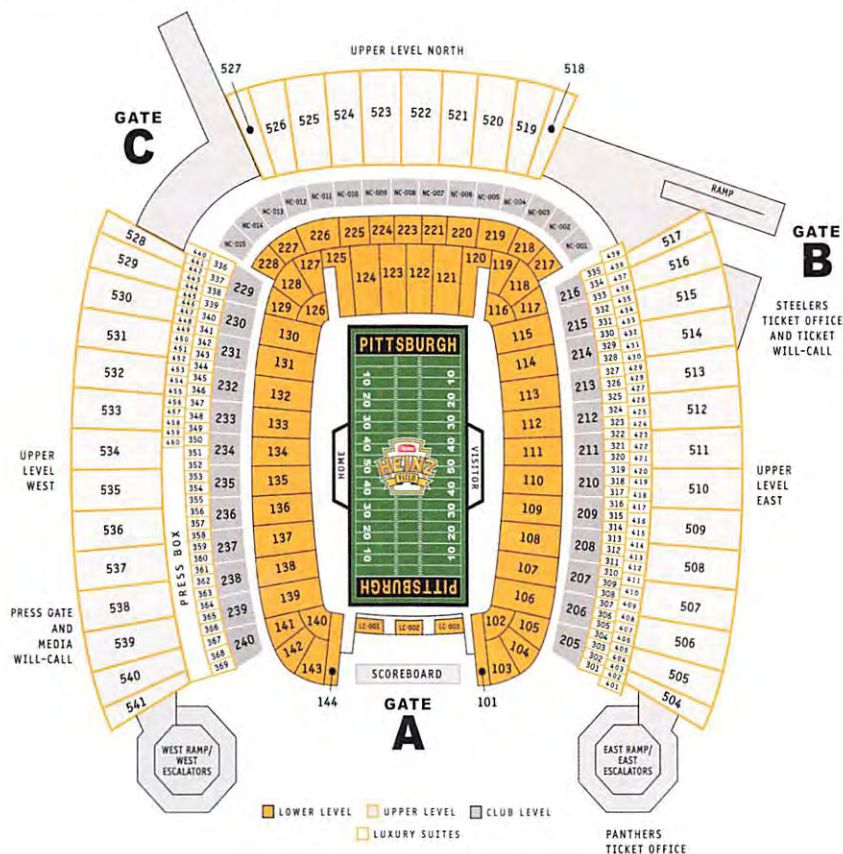


HEINZ KETCHUP

Bottles Facts: The bottles are exact replicas — down to the embossed "57" on the bottle's neck — of the Heinz Ketchup 14 ounce glass bottle. Each bottle includes 8,000 pounds of fiberglass, 375 feet of neon tubing and 20,500 light-emitting diodes (LEDs). Each Heinz Ketchup Bottle measures 35 feet X 9 feet and each weighs 8,000 pounds, both totaling 16,000 pounds, the equivalent of 53 — 300 pound NFL linemen. If the Heinz Ketchup bottles were filled with Heinz Ketchup, they would contain 1,664,000 fluid ounces each. That is enough to give each person seated at Heinz Field at least one 14-ounce bottle of ketchup to take home. If both bottles were emptied, the entire football field would be covered in 3/4 of an inch of ketchup. Approximately 4,500 footballs could fit into each scoreboard ketchup bottle.

MEDIA INFORMATION

Heinz Field Diagram





Pittsburgh Steelers Media Guidelines

Media Relations Staff

Dave Lockett, Communications Coordinator
Burt Lauten, Public Relations/Media Manager
Emily Scerba, Public Relations Assistant
Ryan Scarpino, Public Relations Intern

Media Relations Contact Information

DURING THE WEEK:

Direct – (412) 432-7820

Main – (412) 432-7800

Fax – (412) 432-7878

GAME DAY (HEINZ FIELD):

Press Box – (412) 697-7198

Media Workroom – (412) 697-7700, x-6530

Press Box Fax – (412) 697-7125

MEDIA-ONLY SITE

The Steelers' Media Relations department offers a "Media Only" section on the team's website, www.steelers.com. This service enables registered media to view the media guide, necessary game releases, stats, rosters, injury reports, quotes and much more, including media policies and information about Heinz Field. To register for this service:

Go to www.steelers.com and click on News on the top navigation bar. Media Only Access will be the last option on the drop down bar. Click on it and register. Once your registration is approved you will receive an automated email. You can also go directly to members.steelers.com to register. Please email steelers_digest@yahoo.com with any questions or problems.

The Steelers reserve the right to deny access at the team's discretion to the Media-Only portion of the club's website.

Press Information

All Steelers press releases and weekly media packets are distributed via email and are posted on the team's Media-Only site, www.steelers.com/mediarelations/. Most general press releases are also posted on www.steelers.com. Please see the above guidelines to register for the Steelers' Media-Only site.

Please contact Steelers Media Relations to be added to the team's email distribution list for all press releases and media advisories.

Media can access the latest league press information by visiting the NFL's media site at www.nflmedia.com. The NFL's official website address is www.nfl.com.

Additional NFL news and labor-related information can be found at www.nflabor.com.

Driving Directions

DIRECTIONS TO HEINZ FIELD FROM AIRPORT:

- Merge onto I-376 E toward Pittsburgh/Turnpike East/I-79
- I-376 East becomes I-279 North
- Continue on I-279 and take exit 1B on the left toward North Shore
- Turn slight left onto Reedsdale Street.
- Left onto Allegheny Avenue, which become North Shore Drive
- Follow North Shore Drive, which circles Heinz Field.

DIRECTIONS TO AIRPORT FROM HEINZ FIELD:

- Head South on Art Rooney Avenue toward W General Robinson Street.
- Turn Left onto W General Robinson Street.
- Turn Left onto Tony Dorsett Drive
- Turn left onto Reedsdale Street and merge onto I-279
- South toward I-376 East/Fort Pitt Bridge/Airport/Monroeville.
- Continue on I-279 South and it becomes I-376 West.
- Take PA-576-TPKE E exit, EXIT 6, toward US-22/Airport
- Take exit, US 22 West toward Airport.

DIRECTIONS TO STEELERS PRACTICE FACILITY FROM AIRPORT

- Take Route 60 South toward Pittsburgh, which turns into I-279 North.
- Follow I-279 North through Fort Pitt Tunnel. Get in right lane before entering tunnel.
- Exit tunnel and follow sign toward 376 East/Monroeville.
- Get in left lane and exit left at Grant Street exit (it will be your first exit).
- Go through light and make first right turn at next light onto First Avenue.
- Make second left turn onto "B" Street.
- Make first right turn onto Second Avenue.
- Follow Second Avenue past Tenth Street Bridge, and all the way to the Hot Metal Bridge (29th Street).
- Turn right onto Hot Metal Street/29th Street and cross the Hot Metal Bridge.
- At the end of the bridge make an immediate left at the first light onto South Water Street.
- The Steelers offices are located in the fourth building on the right.

DIRECTIONS TO AIRPORT FROM STEELERS PRACTICE FACILITY

- Turn left out of parking lot and go to first light.
- Turn right at light and cross Hot Metal Bridge.
- Turn left at light onto Second Avenue.
- Follow Second Avenue past 10th Street Bridge (on left) and Armstrong Tunnels (on right).
- Continue past next light and make a left on "B" Street.
- Make first right onto First Avenue and continue two blocks to light.
- Turn left onto Grant Street and stay in left lane.
- Follow signs toward I-279 South/Fort Pitt Tunnel/Airport.
- Go through Fort Pitt Tunnel and continue on I-279 South and it will turn into US 22 West/US 30 West.
- Take US 22 West toward Airport.

DIRECTIONS TO STEELERS TRAINING CAMP FROM PITTSBURGH (WEST)

- Follow I-376 East approximately 12-13 miles to the Pennsylvania Turnpike/I-76.
- Follow the Turnpike/I-76 East for approximately 11 miles.
- Take first exit (Exit #7 - Irwin) and follow signs for Route 30 East.

Pittsburgh Steelers Media Guidelines

- Continue on Route 30 East for approximately 18 miles.
- As you come down a long hill just before getting to Latrobe, you will see a sign on the right for St. Vincent College at a traffic light.
- Turn left onto the St. Vincent campus.
- Follow the road to the right and loop left to the guard gate.
- If you arrive at Arnold Palmer Airport (on right), you've gone too far on Route 30.

DIRECTIONS TO STEELERS TRAINING CAMP FROM EAST

- Follow Pennsylvania Turnpike/I-76 West to New Stanton.
- Follow Route 119 North to Route 30 East.
- Follow Route 30 East to Latrobe.
- As you come down a long hill just before getting to Latrobe, you will see a sign on the right for St. Vincent College at a traffic light.
- Turn left onto the St. Vincent campus.
- Turn left just prior to the practice fields.
- If you arrive at Arnold Palmer Airport (on right), you've gone too far.

Credentials

Home Games: Credential requests for Steelers home games must be submitted in writing to Emily Scerba at credentials@steelers.nfl.com.

Due to recommended security procedures, user names must be provided for every credential that is requested. Please specify which credential users need field access throughout the entire game and those who need pre-game field access only.

All parties should be aware that the names submitted for the credentials must be the names that show up to the stadium with valid government-issued photo identification. Once the credentialed members of the media arrive at Heinz Field, their credential number will be on a security list and matched with a name.

Credentials cannot be transferred or altered on game days or days leading up to the game to reflect a credential user other than the person the credential was issued to by the Steelers organization.

Media who are assigned to cover every Steelers' home game may apply for season credentials. Season-long credentials will be distributed prior to the team's first pre-season game.

Media who receive credentials on a game-by-game basis must pick up their credentials at Media Will Call located at Heinz Field next to the Steelers administrative offices entrance on Allegheny Avenue, across from the Carnegie Science Center. Government-issued photo identification is required to pick up credentials at Will Call.

Due to recommended security procedures, the Steelers do not mail out credentials.

Road Games: Pittsburgh media traveling to Steelers' road games must submit their credential & room requests to the attention of Emily Scerba at credentials@steelers.nfl.com no later than seven days prior to the road game.

Game Day

PARKING

Parking at and around Heinz Field is limited and not all credentialed media will receive a parking pass. Following are additional game day parking recommendations for media who do not receive parking passes:

Utilize parking areas Downtown, in Station Square, Rivers Casino garage or one of the Port Authority's Park and Ride Lots.

Downtown parking is available at eight (8) Pittsburgh Authority Garages, the Mon Wharf and the Convention Center. Recommended private garages include the Brunner Advertising Building, the PPG Building, Fifth Avenue Place and US Steel Building.

From Downtown parking lots, media can access Heinz Field via sidewalks on the Roberto Clemente Bridge and the Ft. Duquesne Bridge.

Reserved, pre-sold parking lots around the stadium open five hours before kickoff.

Satellite truck parking requests must be submitted by completing the satellite parking request form which can be obtained by emailing Emily Scerba at scerbae@steelers.nfl.com.

Television trucks will park in the satellite truck lot located on Allegheny Avenue, across from the Carnegie Science Center, adjacent to the stadium.

Questions regarding satellite truck parking should be directed to Emily Scerba.

WILL CALL

Media Will Call is located at Heinz Field next to the Steelers administrative offices entrance on Allegheny Avenue, across from the Carnegie Science Center.

All media picking up credentials on game day must do so at Media Will Call.

Media Will Call opens four hours prior to kickoff.

A valid form of government-issued photo identification is required to pick up credentials.

Media Will Call is not the same as the general ticket Will Call window, which is located between the Coca-Cola Great Hall and Gate B on the northeast side of Heinz Field.

PHONE LINES

Media interested in setting up a game day phone line at Heinz Field should log onto www.steelers.com/media-phones. Please contact Greg Hoyer with any questions at (412) 697-7147.

INTERNET

The press box and photo rooms at Heinz Field are equipped with wireless internet access. You will be supplied with this information in those areas.

DIRECTIONS TO HEINZ FIELD LOCKER ROOMS (FROM PRESS BOX)

Steelers: Exit press box to the left to elevator bank. Take elevator to ground level. Proceed straight through Steelers Administrative Offices lobby to rear doors. Walk through doors approximately 30 feet and Steelers locker room is on your right. For the Steelers interview room, make a sharp right prior to the rear doors of the Steelers lobby.



Pittsburgh Steelers Media Guidelines

Visitors: Exit press box to the left to elevator bank. Take elevator to ground level. Proceed straight through Steelers Administrative Offices lobby to rear doors. Proceed through the rear lobby doors and make a left. Follow corridor about 50 yards. The visiting locker room is on your right. The visiting interview room is inside the locker room entrance.

Training Camp

CREDENTIALS

Media seeking credentials to the Steelers training camp at Saint Vincent College (Latrobe, Pa.) must first contact the team's media relations department for approval. Guidelines will be provided at that time. The Steelers reserve the right to deny media credentials to the team's training camp. Requests will be reviewed on a case-by-case basis.

CHECK-IN

All media covering Steelers training camp must immediately check in at the team's media relations office located at St. Benedict Hall. All media must present a valid photo ID for a media credential.

Credentialed media will receive access to designated areas of the Steelers training camp facility, including the media workroom in Benedict Hall, practice fields and the cafeteria. Interviews are prohibited in the team's cafeteria. Media members are prohibited from entering the players' coaches' dormitory or locker room at any time.

PARKING

Upon check-in media will be provided with a parking pass and will be directed to park in the upper parking lot behind the team's dormitories. Parking passes are required for all media attending Steelers training camp.

INTERVIEWS

All interview requests must be approved by the Steelers' media relations department.

Players are generally available on the field after each practice as well as outside the team's cafeteria.

Coach Tomlin is generally available on the field on a daily basis after the team's final practice of the day. On the days when Coach Tomlin holds his weekly press conference, he will not be available to media after practice.

The team's Offensive, Defensive, and Special Teams Coordinators and assistant coaches are generally available after each practice with the approval of the Steelers' media relations department.

All interview requests for Steelers' owners, director of football operations or other football/non-football staff must first be approved by Steelers media relations. Live shots are allowed in designated areas at Steelers' training camp. Steelers' media relations must be notified in advance of any TV live shots.

TV/radio sit-down interviews must be approved in advance by Steelers' media relations.

Locker room access is prohibited during training camp. Interviews of any kind are prohibited in the team's cafeteria.

PRACTICE FIELD ACCESS

Credentialed print and electronic media are allowed to watch Steelers practices in their entirety. All media must be at field level. Media are prohibited from watching practice from the hillside without prior approval from the team's

media relations department. Videotaping any portion of practice from the hillside or other remote locations is strictly prohibited. All access guidelines will be explained to media upon arrival. All photographers are allowed to tape warm-ups and individual position drills. Photographers are prohibited from taping any one-on-one or team drills, including 7-on-7 drills or anytime the players are in a team formation. Media are allowed to tape stand-ups during the designated periods when video cameras may shoot practice. Any other exceptions must be cleared through Steelers media relations.

Media are prohibited from interacting with players and coaches during practice.

In the event of inclement weather, the team may be forced to practice indoors. Media may be allowed to attend indoor practices (at the team's discretion), but access will be limited.

Media are asked to silence cell phones and pagers before entering the practice area.

The Steelers reserve the right to change their access policy without prior notice.

In Season/Off Season

STEELERS PRACTICE FACILITY

All Steelers daily football operations take place at the team's headquarters at the UPMC Sports Performance Complex and not at Heinz Field. Coaches and players are at Heinz Field only on game days.

All media visiting Steelers headquarters must sign in at the front desk upon arrival.

All media must remain in the team's media workroom while at the team's headquarters.

Media are not permitted to wait in the team's lobby area.

Media are asked to access the practice fields from the first floor only and not the second floor balcony.

Media setting up for sit-down interviews must be chaperoned to designated areas by Steelers media relations.

Coaching offices and team meeting rooms are off limits to media. Interviews and any videotaping in the Steelers parking lot are prohibited. The team requires all interviews at the team's headquarters only be conducted in the team's locker room and other areas specifically designated by the team's media relations department.

While we understand the importance of breaking news, our expectation is that all media that cover the team will respect club policies that close walk-thru's and offseason workouts to the media, and that media will not resort to alternate means of recording those sessions even from a remote location. Media that continue to violate this request may have their access to the team's practice facility or on game days subject to review.

STEELERS SOUTH SIDE CAMERA CREDENTIAL POLICY

The Pittsburgh Steelers require all visiting media who intend to use any type of electronic recording device, to comply with the following policies when covering the team at club practices or events. The policies govern the online use of audio and video interviews and press conference content on non-game days and weekdays. These rules are designed to enable news organization websites to "illustrate" their coverage of the NFL with daily audio/video soundbites that supplement and complement the work of their reporters and columnists:

Pittsburgh Steelers Media Guidelines

- All camera operators are required to wear credentials when on-site covering the Steelers at team headquarters.
- Camera operators may shoot video and still photos only in designated areas inside of the Steelers headquarters. These areas include and are limited to the practice field, locker room, media workroom and areas designated by the club's media relations department only. Still photographers do not have access to the locker room.
- Up to 90 seconds per day of audio and/or video of interviews or press conferences with NFL employees (including, but not limited to, players and coaches) or of team practice footage may be used on the Internet by credentialed news organizations. The content may not be used live and may be archived for no more than 24 hours. This applies to both game days and non-game days.

Video/audio material comprised entirely of a credentialed media organization employee providing commentary or analysis, including stand-up video/audio material shot on the field or at other stadium or club facility locations (subject to generally applicable safety and venue management restrictions or shooting locations and times), may be distributed via media organizations' Internet sites.

The usage conditions are as follows:

- The page featuring the audio/video must provide links to NFL.com and the corresponding club site. For example: For more info, go to www.nfl.com and www.steelers.com.
- The content may be used only in an editorial context (such as in links that illustrate stories or in multimedia news sections) and may not be presented in stand alone multimedia entertainment sections of third party websites.
- No integrated advertising is permitted. Footage may appear on pages with banners and contextual ads, but the ads may not be specifically related to the NFL audio/video content.

PRACTICE FIELD ACCESS

Local Pittsburgh media only are allowed to watch Steelers practices. All access guidelines will be explained to media upon arrival.

Out of town media are prohibited from watching any portion of the team's practices.

All photographers are allowed to tape warm-ups and individual position drills. Photographers are prohibited from taping any one-on-one or team drills, including 7-on-7 drills or anytime the players are in a team formation.

Media are allowed to tape stand-ups during the designated periods when video cameras may shoot practice.

Media may not shoot video of the team leaving the field at the end of practice.

Any other exceptions must be cleared through Steelers media relations.

Media are prohibited from interacting with players and coaches during practice.

Media are asked to silence cell phones and pagers before entering the practice area.

The Steelers reserve the right to change their access policy without prior notice.

Media are asked to access the practice fields from the first floor only and not the second floor balcony.

INTERVIEWS

All interview requests must be approved by the Steelers' media relations department. The Steelers ask that media respect the privacy of players/coaches/staff and refrain from approaching any members of the organization or their families at their places of residence. Media that continue to violate this request may have their access to the team's practice facility or on game days subjected to review.

Players are generally available in the locker room only at lunchtime and after practice on Wednesdays and Thursdays. Players are available in the locker room after practice only on Fridays. Player interviews are not to be conducted on the practice field or in other areas outside of the locker room, including the parking lot area, without prior approval from the Steelers' media relations department. Still photographers are not allowed in the Steelers' locker room.

Coach Tomlin will hold a weekly press conference every Tuesday at noon in the Steelers' media workroom. He will also be available after practice on Wednesdays and Thursdays (upon request) in the media workroom.

The team's Offensive, Defensive, and Special Teams Coordinators will generally be available on Thursdays. Assistant coaches are available only with the approval of the Steelers' media relations department. The best time to interview assistant coaches is as they leave the field after practice.

Only Coach Tomlin will be available to media on game days. Assistant Coaches are not available for interviews on game days.

All interview requests for Steelers' owners, director of football operations or other football/non-football staff must first be approved by Steelers' media relations.

Live shots are allowed in designated areas at Steelers' headquarters. Steelers' media relations must be notified in advance of any TV live shots.

Satellite trucks are required to park on the side of the Steelers' practice facility (near the train tracks). Media must seek prior approval for any exceptions.

TV/radio sit-down interviews must be approved in advance by Steelers' media relations.

Interviews of any kind are prohibited in the team's cafeteria.

PARKING

All media are required to park on the opposite side of the Steelers' indoor practice facility from the team's offices.

Media with physical disabilities should make prior arrangements with Steelers media relations for access to handicapped parking.



Steelers Community Relations Programs

Mission Statement

The Pittsburgh Steelers are proud to be a part of the Western Pennsylvania community. The organization's strong commitment to this area dates back to 1933 when Arthur J. Rooney first founded the team. Steelers Chairman Emeritus Dan Rooney and President Art Rooney II are known as two of the most active NFL owners and are some of Pittsburgh's most involved executives in civic affairs. Steelers players, coaches and front office staff are involved in appearances, charitable donations and outreach programs with nonprofit and community groups. It's our way of giving back to the community that has given us so much for more than 75 years!

Community Outreach Programs

9TH GRADE NATION

The Steelers host the 9th Grade Nation Kick-Off event each year at Heinz Field. The program includes Pittsburgh Public Schools ninth grade students and symbolizes how all members of their graduating class are beginning an exciting and important phase of life — High School. Head Coach Mike Tomlin speaks to the students about the importance of working hard and succeeding in life.



ADAGIO HOT PINK PITTSBURGH

Offensive tackle Max Starks and his mother, Elleonor, an 18-year breast cancer survivor, annually chair the Hot Pink Pittsburgh benefit to support breast and cervical cancer screening for women without health insurance.

ALL-PRO DAD

Head Coach Mike Tomlin is a member of the All-Pro Dad Team, a program of Family First. The All-Pro Dad Team is a resource for men who want to become better fathers. Team members include active NFL players, coaches and alumni who speak to fathers about positive parenting through radio and TV spots, billboards and events.

AMERICAN HEART ASSOCIATION

The Steelers, the NFL and the American Heart Association (AHA) partner on the Play 60 initiative, a health and fitness program that incorporates physical activity for middle school students into daily classroom and after-school activities.

ANIMAL FRIENDS

Kicker Jeff Reed, long snapper Greg Warren and several of their teammates host an evening at the Hundred Acres Manor Haunted House each October, from which Animal Friends is a beneficiary.

ART ROONEY SCHOLARSHIP FUND

The Art Rooney Scholarship Fund annually provides college scholarships for a graduating senior at each of the three high schools located on Pittsburgh's North Side, where Art Rooney Sr. himself spent most of his life. The annual Gatorade/Steelers 5K Race, Fitness Walk and Kids' Kickoff Run is the major fundraiser for the scholarship fund. The competitive event is sanctioned by USA Track and Field with a 3.1-mile level course on the North Side highlighted by a spectacular finish on the warning track in Heinz Field.

ATLAS & ATHENA

The Steelers reach out to area high schools to promote healthy living and reduce the use of steroids and drugs among high school athletes as a part of the NFL's Atlas & Athena School Program. Student leaders are charged with sharing the message with their peers.

BOYS & GIRLS CLUB

The Steelers annually sponsor the Boys and Girls Club of Western Pennsylvania Dapper Dan Flag Football League and host the league championships at the UPMC Sports Performance Complex indoor practice facility. The team also participates in the annual Gridiron Taste and Talent fundraiser and players occasionally visit the different club sites.

BREAST CANCER AWARENESS

The Steelers participate in numerous breast cancer awareness initiatives each year including NFL Breast Cancer Awareness month, Susan G. Komen Race for the Cure, player hospital visits and special pink-logged merchandise sales.

At the breast cancer awareness game in October, the team recognized 20 local breast cancer survivors in a pregame ceremony. Many Steelers players wore pink uniform items to bring more awareness to this important cause.

MEDIA INFORMATION

Steelers Community Relations Programs



Steelers players with a connection to the disease visited Magee-Womens Hospital of UPMC to participate in a nutritional cooking class for breast cancer survivors and patients. The players spent time preparing healthy menu options then served the dishes to the ladies in attendance.

Tight end Heath Miller and his wife Katie chair the annual Bid for Hope to benefit A Glimmer of Hope Foundation.

Members of Zeta Tau Alpha sorority distribute breast cancer information at GameDay Live before the breast cancer awareness game.

CANCER CARING CENTER

A portion of the proceeds from the annual Steelers Style Fashion Show goes to the Cancer Caring Center. Safety Ryan Clark and his wife Yonka chair the annual Cancer Caring walk and have lunch with the top 10 fundraisers. The Cancer Caring Center is dedicated to helping people diagnosed with cancer, their families and friends cope with the emotional impact of cancer.

CENTRAL BLOOD BANK BLOOD DRIVE

The Steelers hold an annual blood drive in the team's locker room at Heinz Field around the holidays as well as a Draft Day drive at Fan Blitz. Please check www.steelers.com for information on the next blood drive.

CHILDREN'S HOSPITAL OF PITTSBURGH OF UPMC

Steelers' players and mascot Steely McBeam make frequent visits to Children's Hospital of Pittsburgh to bring a smile to kids who are battling health issues. Players participate in Fun in the Sun, the family holiday dinner and the WDVE Radiothon at the hospital. The team annually holds a monetary collection at a home game.

CYSTIC FIBROSIS

Defensive end Brett Keisel serves as honorary chair of the 65 Roses Sports Auction to benefit the Cystic Fibrosis Foundation. The foundation raises funds for research to discover a cure for Cystic Fibrosis.

EXTRA MILE EDUCATION FOUNDATION

Every time the Steelers score from the Red Zone at Heinz Field, H.J. Heinz Company and Giant Eagle make a donation to the Extra Mile Education Foundation. The foundation provides support for parochial elementary schools educating children of inner-city families. Extra Mile Education Foundation subsidies make tuition in the schools affordable for disadvantaged families seeking a quality, values-based education. Coach Mike Tomlin serves as honorary chair of the annual Extra Mile golf outing.

GREATER PITTSBURGH COMMUNITY FOOD BANK

The Steelers hold an annual food drive at a home game to encourage fans to help those less fortunate. Offensive Tackle Max Starks hosts an annual food drive and turkey giveaway the week of Thanksgiving. Several teammates help Max distribute food to nearly 200 needy families in the Pittsburgh area. Linebacker LaMarr Woodley donated and distributed more than 400 turkeys in several neighborhoods in the Pittsburgh area.

HEROES AT HEINZ FIELD

The Steelers open Heinz Field for a special evening for Operation Enduring Freedom and Operation Iraqi Freedom veterans. Participants, many injured in the war, try out their football skills with the help of Steelers players. Afterwards they are treated to a dinner to thank them for their service to ensure our continued freedom.

HIGHMARK CARING PLACE

The Steelers support the Highmark Caring Place, a center for grieving children. The annual Hoge/Starks/Ward golf outing is held at Southpointe Golf Club and is chaired by wide receiver Hines Ward and offensive tackle Max Starks, along with former Steelers running back Merrill Hoge. The players also attend a luncheon honoring students who have raised money for their peers.



Steelers Community Relations Programs

HOLY FAMILY INSTITUTE-PITTSBURGH STEELERS COURAGE HOUSE

Greta Rooney chairs the annual Courage House Awards luncheon. Each year a Steelers player is chosen as the Ed Block Courage Award winner for overcoming illness or injury. Defensive end Aaron Smith was presented with the 2009 award by Head Coach Mike Tomlin.

HOMELESS CHILDREN'S EDUCATION FUND

Defensive end Brett Keisel and his wife Sarah chair the annual fundraiser for the Homeless Children's Education Fund which serves as a voice for homeless children in Allegheny County to ensure they are afforded equal access to educational opportunities. Kicker Jeff Reed and long snapper Greg Warren also host an evening at the Hundred Acres Manor Haunted House each October, from which the Homeless Children's Education Fund is a beneficiary.



LIGHT THE NIGHT WALK

LEUKEMIA/LYMPHOMA SOCIETY LIGHT THE NIGHT WALK

The Steelers' defensive line and a dozen of their teammates and family members attended the annual Leukemia & Lymphoma Society Light the Night Walk at Heinz Field on Oct. 1 in support of Elijah Smith, son of defensive end Aaron Smith and his wife Jaimie, in his battle against leukemia. The players joined "Team Elijah" and sported t-shirts designed by Elijah. The event raised \$600,000 with Team Elijah as one of the top fundraising teams.

LUPUS FOUNDATION

Offensive tackle Willie Colon is the honorary chair of the annual Lupus Loop which takes place on the north shore next to Heinz Field. Colon chose to get involved with the Lupus Foundation because his mother suffers from the disease.

MAKE-A-WISH

The Steelers work closely with The Make-A-Wish Foundation to grant wishes for children with life-threatening medical conditions. The wishes include meeting favorite players, a behind the scenes look at the Steelers practice facility and tickets to a home game.



NFL PLAY 60

NFL PLAY 60

The NFL's program for an active generation encourages kids to be physically active for 60 minutes each day in an effort to combat childhood obesity. Many Steelers events incorporate the Play 60 message with players demonstrating the importance of fitness and activity. One of the major efforts is building a Steelers Youth Fitness Zone at a United Way agency as part of the annual Hometown Huddle Program.

PRO VS. GI JOE

Several Steelers' players competed against a group of American heroes in a game of 'Guitar Hero' as part of Pro vs. G.I. Joe. The challengers were members of the Army's 336th Military Police Company from Pittsburgh stationed in Baghdad, Iraq. Utilizing webcams, the players and soldiers were able to see each other compete and "trash talk" one another. Perhaps more special was the fact that family members of the soldiers attended and had an opportunity to talk with their loved ones after the game. Pro vs. G.I. Joe is a non-profit organization founded to bring the troops stationed overseas together with professional athletes and other celebrities in the states to play video games via the Internet and, when possible, reunite family members of the troops taking part via webcam.

Steelers Community Relations Programs

REBUILDING TOGETHER PITTSBURGH

The Steelers, along with 84 Lumber, serve as sponsors of Rebuilding Together Pittsburgh. This annual program renovates the homes of low-income elderly in the Pittsburgh area with a goal of safety for the homeowner. Long snapper Greg Warren has participated for the past two years and encourages his teammates to join him.



ROOKIE CLUB AT CHILDRENS HOSPITAL

ROOKIE CLUB

The Rookie Club enables rookies to work as a group in order to gain confidence in their ability to interact with the community as Pittsburgh Steelers. It is an introduction to community service and provides ongoing development during the player's first year with the team as well as providing a sense of camaraderie.

SALVATION ARMY - PROJECT BUNDLE-UP

Players and their families annually take disadvantaged children shopping for winter outerwear as part of the Salvation Army's Project Bundle-Up program. Patricia Rooney, wife of Steelers chairman emeritus Dan Rooney, and Joe DiNardo, retired WTAE-TV weatherman, are founders of the program. Tight End Heath Miller hosts the annual miniature golf classic in June.

SHOP WITH A STEELER



PROJECT BUNDLE-UP

The Steelers partner with American Eagle Outfitters (AEO) for the annual Shop with a Steeler event. Underprivileged kids from United Way of Allegheny County agencies receive an AEO gift card and have the chance to shop with Steelers players for holiday gifts for themselves and their families.

STEELERS STYLE FASHION SHOW/ TASTE OF THE STEELERS

The team annually holds two fundraisers as part of Steelers Style: Fashion, Food and Football. The annual fashion show features current players and their families modeling clothing from local retailers. The show is chaired by Greta & Art Rooney and Kiya & Mike Tomlin, with two current Steelers players serving as co-captains. Proceeds benefit the University of Pittsburgh Medical Center Thomas E. Starzl Transplantation Institute and the Cancer Caring Center. Taste of the Steelers is a part of alumni weekend and features a sampling of culinary delights, along with an exciting auction of unique, one-of-a-kind items.



STEELERS STYLE FASHION SHOW

STEELY MCBEAM

Mascot Steely McBeam makes appearances at training camp, home games, Children's Hospital and numerous charitable events. For information, visit www.steelers.com.

TAKE A PLAYER TO SCHOOL

Wide receiver Hines Ward accompanied eighth-grader David Grove to Freedom Area Middle School for the NFL Take a Player to School program, sponsored by J.C. Penney Afterschool program. David was the lucky winner in the Pittsburgh market and was picked up at home by Ward in a limousine and driven to school. While at the school, Ward participated in physical education classes to illustrate the importance of physical activity as part of the NFL's Play 60 initiative.

TOYS FOR TOTS-MARINE CORPS


Steelers fans generously brighten the lives of needy children during the holidays by donating to the annual Marine Corps Toys for Tots drive.



Steelers Community Relations Programs

UNITED WAY

Quarterback Charlie Batch serves as the team's United Way spokesman and makes several appearances at corporate United Way campaigns each year. The annual Hometown Huddle is a program throughout the NFL partnering players with local United Way agencies to encourage volunteerism and giving back to the community. The Steelers annually host the United Way's campaign kickoff at halftime of a preseason game, featuring three corporate participants in a field goal competition. The winner presents the United Way with its first campaign donation of the year.



STEELERS UNITED WAY SPOKESMAN CHARLIE BATCH

URBAN IMPACT FOUNDATION

The Urban Impact Foundation is a faith-based, non-profit corporation which fosters Christian community development on Pittsburgh's North Side. One of the outreaches is through athletic programs and events. Several Steelers players participate in a football clinic held by UIF on Pittsburgh's North Side each summer.



VETERANS AT HEINZ FIELD

VETERANS/MILITARY

Steelers' players visit the local VA Hospitals to spend time with the patients who have served our country. At several home games each year, veterans and active military personnel are honored for their service to the United States. For Veterans Day, the Steelers honor a veteran from each of the wars going back to World War II and Pearl Harbor. Color guards, representing all branches of the military, are present at each home game.

WESTMORELAND COUNTY FOOD BANK

Steelers' fans attending the night practice at Latrobe Memorial Stadium last August helped the less fortunate in Westmoreland County by donating 773 pounds of food and more than \$600 to the local food bank. Giant Eagle matched the food donation pound-for-pound which meant twice as many residents were fed. The Westmoreland County Food Bank serves nearly 15,000 area residents each month including 4,000 children and more than 2,000 seniors.

Steelers Youth Football Programs



GATORADE JUNIOR TRAINING CAMP

GATORADE JUNIOR TRAINING CAMP

The Steelers hold three Gatorade Junior Training Camp sessions each summer. More than 500 boys and girls participate in fun, non-contact football drills and learn about the importance and benefits of staying hydrated during sporting events at the team's practice facility each June/July. Another group of 250 enjoys the experience at Latrobe Stadium as part of Gatorade Days at NFL training camps.

HIGH SCHOOL FOOTBALL

High School Football Championships — Heinz Field annually hosts the WPIAL Championship games.

Champions — The Steelers annually host the City League and WPIAL Champion teams in the south end zone seats at late season games where they are introduced to the crowd at the beginning of halftime.

HIGH SCHOOL COACH OF THE WEEK

Each week during the local high school football season, the Steelers select a high school Coach of the Week. The coaches are honored with a ceremony during the two-minute warning at Steelers' home games. At the end of the high school football season, the High School Coach of the Year is announced.

Steelers Youth Football Programs



USA PLAY FOOTBALL CELEBRATION

LISC/NFL GRASS ROOTS INITIATIVE

Local Initiatives Support Corporation (LISC), the country's leading community development support organization, partners with the NFL and NFLPA to identify local non-profit, neighborhood-based agencies in each city, which are provided with financing and technical assistance to improve the quality and safety of football fields in their local schools, parks and neighborhoods. The local agencies will then oversee the construction, maintenance and programming of the fields. For information visit www.nflfyff.org.

NFL PUNT PASS & KICK

The Steelers annually host Punt, Pass & Kick team championships. Forty boys and girls from the tri-state area compete at Heinz Field. For information on local Punt, Pass & Kick competitions, visit www.nflfyff.org.

POP WARNER

The Steelers were named Pop Warner 2010 NFL Team of the Year for the team's commitment to youth football in Pittsburgh and the surrounding communities.

STEELERS/USA FOOTBALL COACHING SCHOOL

The Steelers hold an annual USA Football Coaching School geared toward youth football coaches. In the classroom they learn coaching philosophy, offensive, defensive and special teams skills, along with health and safety tips and communications with both players and parents. The afternoon features on-field instruction by high school Coach of the Week winners. Head Coach Mike Tomlin addressed the coaches in 2009.

USA FOOTBALL PLAY FOOTBALL CELEBRATION

The Steelers annually kick off the start of the youth football season by hosting the Play Football Celebration in conjunction with the NFL and USA Football. Youth football players from 50 local organizations are invited to be part of pregame festivities at a preseason game.

YOUTH FOOTBALL HALFTIME

The Steelers hold an annual Youth Football exhibition at halftime of a regular season home game, featuring two local youth football teams, with 8-10-year-olds at one end of the field and 12-14-year-olds at the other.

YOUTH FOOTBALL CAMPS

More than 500 kids attended the first-ever youth football clinic conducted by an NFL team in Mexico when the Steelers held a one-day camp in Mexico City in June. Four Steelers players taught the basics of the sport and had the chance to meet the First Lady of Mexico.

The Steelers offered instructional camps for 6-14-year-old football players at North Hills and West Allegheny high schools in the summer of 2009. These camps were instructed by the best local high school coaches, as well as current and former Steelers players.

YOUTH AND HIGH SCHOOL COACHES DAYS AT TRAINING CAMP


Area youth and high school football coaches were able to visit a closed morning practice at training camp to watch practice from the field and learn proper form-tackling to take back and teach their players. The coaches were able to learn from the Steelers coaches and players during the morning practice, and also listened to Coach Tomlin and Director of Football Operations Kevin Colbert talk about the importance of youth football and being a role model to kids.

YOUTH FOOTBALL IN STEELERS COUNTRY TV SHOW

The Steelers visit youth and high school games to showcase the area's passion for football. The show airs each Saturday morning during the football season on FSN Pittsburgh at 9:30 a.m. During the High School Game of the Week, a current player serves as a sideline reporter and interviews players, coaches and fans at some of the biggest rivalry games in Western Pennsylvania.



STAFF



Mike Tomlin

Head Coach



Tomlin's Coaching Experience

Total Coaching Experience

15 Seasons

NFL Coaching Experience

10 Seasons

Tomlin's Coaching Timeline

1995

Virginia Military Institute
Wide Receivers

1996

University of Memphis
Graduate Assistant

1997

Arkansas State
Wide Receivers

1998

Arkansas State
Defensive Backs

1999-2000

University of Cincinnati
Defensive Backs

2001-2005

Tampa Bay Buccaneers
Defensive Backs

2006

Minnesota Vikings
Defensive Coordinator

2007-2010

Pittsburgh Steelers
Head Coach

Mike Tomlin was named the 16th head coach in Pittsburgh Steelers history on Jan. 22, 2007. Hired at the age of 34, Tomlin became only the third head coach hired by the Steelers since 1969.

Tomlin became the youngest head coach in NFL history to both coach in and win a Super Bowl when he led the Steelers to a 27-23 victory over the Arizona Cardinals in Super Bowl XLIII. By winning the Super Bowl in only his second season as a head coach, he also became the fastest to win a Super Bowl title in Steelers history.

Tomlin is one of only seven coaches in league history to win a Super Bowl within his first two seasons as an NFL head coach.

Tomlin has compiled a 31-17 record in the regular season during his three-year head coaching career. His .646 winning percentage after three seasons is second-best in team history. By leading the Steelers to a 9-7 record in 2009, Tomlin became only the second Steelers' head coach to post winning records after each of his first three seasons.

The Steelers' offense ranked seventh in the NFL (ninth passing, 19th rushing) and became the first unit in team history to boast a 4,000-yard passer, two 1,000-yard receivers and a 1,000-yard rusher in the same season. Pittsburgh's defense ranked fifth in the NFL (third vs. run, 16th vs. pass) while leading the AFC and finishing one shy of the NFL lead with 47 quarterback sacks.

The Steelers continued to be dominant at Heinz Field under Tomlin in 2009. Pittsburgh finished with a 6-2 home record in 2009 after finishing 7-1 (2007) and 6-2 (2008) at home during Tomlin's first two seasons. Tomlin's 19-5 record and .792 winning percentage at home after three seasons ranks second in Steelers' history.

Tomlin finished the 2008 season with a 12-4 record and his second consecutive AFC North Division title, becoming the only Steelers head coach to win division crowns in each of his first two seasons. He also set a record with 22 regular-season wins in his first two years at the helm and is the only Steelers head coach to win at least 10 games in each of his first two seasons. Tomlin's .688 winning percentage (22-10) after two years is the best in Steelers history.

The Steelers' defense was dominant under Tomlin's guidance in 2008, leading the NFL in total defense (237.2), pass defense (156.9), points per game (13.9), total yards per play (3.9), rushing yards per attempt (3.3), passing yards per attempt (4.7) and third down efficiency (31.4), and finished second in league rushing defense (80.3).



MIKE TOMLIN

MEDIA INFORMATION

FOOTBALL STAFF

2010 PLAYERS

2009 IN REVIEW

STEELERS HISTORY

RECORDS

Tomlin led the Steelers to a 10-6 record in 2007, and became just the second coach in team history to post a winning record, win a division title and earn a playoff berth in his inaugural season.

Tomlin guided the Steelers to the NFL's top-ranked defense in 2007, yielding only 266.4 yards per game. The Steelers' defense ranked third in the NFL against both the run (89.9 avg.) and pass (176.5 avg.), and also finished third in the league in total yards allowed per play (4.6). Pittsburgh's defense led the NFL in passing yards per play (5.7) and first downs allowed per game (15.6), and finished second in the league in points allowed per game (16.8).

The Steelers' offense finished third in the NFL in rushing (135.5 avg.) during Tomlin's first season, sparked by RB Willie Parker who led the league in rushing before injuring his leg in Week 16. Steelers QB Ben Roethlisberger enjoyed a record-setting season during Tomlin's first year, establishing new team records for touchdown passes (32) and passer rating (104.1), while earning his first career Pro Bowl appearance. In 2007, the Steelers held the advantage in time of possession in 14-of-16 regular season games.

Tomlin was the NFL's second-youngest head coach in 2007, and he became only the second Steelers coach in team history to win at least 10 games during his first year at the helm. The Steelers posted a 7-1 record at home in 2007 and were 5-1 in the AFC North (3-0 at home).

Tomlin became only the second Steelers head coach to win his first three games. During 2007, the Steelers became just the fifth team in NFL history to win their first four home games by at least 20 points.

Tomlin spent the 2006 season as the Minnesota Vikings' defensive coordinator after spending the previous five seasons (2001-05) as defensive backs coach for the Tampa Bay Buccaneers.

Under Tomlin in 2006, the Vikings ranked eighth in the NFL in total defense and first against the run while not allowing a 100-yard rusher the entire season. They held the Detroit Lions to minus-three yards rushing while playing on the road (Dec. 10).

Prior to his one season in Minnesota, Tomlin was the defensive backs coach for five seasons for one of the NFL's top defenses in Tampa Bay. Tomlin's defensive backs earned numerous honors for their play during his coaching tenure. In 2005 Tampa Bay led the NFL in total defense, allowing 277.8 yards per game, and finished 6th in the league against the pass (183.1 avg.).

MIKE TOMLIN

In 2002 Tomlin guided one of the most productive defensive backfields in the NFL, culminating with its performance in Super Bowl XXXVII. The secondary recorded four of the team's five interceptions, returning two for touchdowns to help Tampa Bay capture the franchise's first Super Bowl title.

Before joining Tampa Bay's staff, Tomlin served two seasons as the defensive backs coach at the University of Cincinnati (1999-00). He took over a secondary that ranked 111th in the nation in pass defense in 1998 and helped them improve to 61st overall in his first season in '99. Under Tomlin's direction in 2000, the Bearcats ranked eighth in the nation in interceptions as well as fourth nationally in total turnovers.

Prior to joining the Cincinnati staff, Tomlin had a short stint on the coaching staff at Tennessee-Martin and then spent two seasons at Arkansas State where he coached wide receivers in 1997 before switching to defensive backs in 1998. Tomlin spent the 1996 season as a graduate assistant at the University of Memphis, where he worked with the Tiger defensive backs and special teams units. He began his coaching career in 1995 as wide receivers coach at Virginia Military Institute.

Tomlin was a three-year starter at wide receiver at William and Mary (1990-94) and finished his career with 101 receptions for 2,046 yards and a school-record 20 TD catches. A first-team All-Yankee Conference selection in 1994, he established a school record with a 20.2 yards-per-catch average.



John Mitchell

Assistant Head Coach/Defensive Line



Mitchell's Coaching Timeline

1973-1976

Alabama
Defensive Line

1977-1982

Arkansas
Defensive Line

1983-1985

Birmingham Stallions
Defensive Line (USFL)

1986

Temple
Defensive Ends

1987-1989

Louisiana State
Linebackers

1990

Louisiana State
Defensive Coordinator/
Linebackers

1991-1993

Cleveland Browns
Defensive Line

1994-2006

Pittsburgh Steelers
Defensive Line

2007-2010

Pittsburgh Steelers
Assistant Head Coach/
Defensive Line

John Mitchell is in his 17th season as the Steelers' defensive line coach, ranking him as the longest-tenured member of the Steelers' coaching staff. He remained with the team following Mike Tomlin's hiring in January, 2007, and was promoted to assistant head coach.

Mitchell, who joined the Steelers' coaching staff Jan. 31, 1994, is in his 38th season of coaching, including 16 years at the college level and two in the United States Football League. This is his 20th season as an NFL coach.

Mitchell has been instrumental in the development of the Steelers' defensive linemen, including five-time Pro Bowl nose tackle Casey Hampton and defensive end Aaron Smith, who earned his first Pro Bowl appearance in 2005. He also helped develop starting defensive end Brett Keisel and nose tackle Chris Hoke, who filled in sensationally for an injured Hampton during the 2004 season.

Under his guidance, Pittsburgh's defensive front helped the Steelers lead the NFL in run defense four times and finish in the top three on 11 separate occasions. The team did not allow a single 100-yard rusher for a stretch of 32 straight games from 2007-09 and allowed just 88.3 yards rushing in 2006. Strong play by Mitchell's line was a huge reason why the Steelers finished the 2008 regular season second overall in the NFL behind the Minnesota Vikings against the run (80.3 avg.) In 2009, Pittsburgh's defense ranked fifth in the NFL while leading the AFC and finishing one shy of the NFL lead with 47 sacks.

A former All-America defensive end for Alabama, Mitchell was the first African-American to play for the Crimson Tide. Mitchell's early years in coaching were spent studying under two of college football's greatest coaches. He began his coaching career in 1973 as defensive line coach under Paul "Bear" Bryant at Alabama (1973-76). He then spent six seasons as defensive line coach at Arkansas (1977-82) on Lou Holtz's staff.

In 1983, Mitchell made his first move to the professional level. From 1983-85 he served as defensive line coach for the USFL's Birmingham Stallions and returned to the college ranks in 1986 as defensive ends coach at Temple.

Mitchell began a four-year stint in 1987 as linebackers coach at Louisiana State (1987-90) under former Steelers' linebacker coach Mike Archer, who was the head coach. In 1990, Mitchell became the first African-American defensive coordinator in Southeastern Conference (SEC) history when he was named LSU's defensive coordinator. He also coached the Tigers' linebackers.

Mitchell, 57, joined the NFL ranks in 1991 with the Cleveland Browns, where he tutored two Pro Bowl defensive tackles, Michael Dean Perry and Rob Burnett. Mitchell accepted his current appointment following three seasons coaching the defensive line for the Browns.

A two-time Junior College All-American defensive end at Eastern Arizona Junior College in 1969-70, Mitchell then transferred to Alabama. A starter at defensive end from 1971-72, Mitchell earned All-America honors in 1972. He earned a bachelor's degree in social work in 1972. In 2009, Mitchell was elected into the Alabama Sports Hall of Fame.

Born in Mobile, Ala., Mitchell and his wife Joyce live in Pittsburgh.

Bruce Arians

Offensive Coordinator



Arians' Coaching Timeline

1975-1976

Virginia Tech
Graduate Assistant

1977

Virginia Tech
Running Backs

1978-1980

Mississippi State
Running Backs
and Wide Receivers

1981-1982

Alabama
Running Backs

1983-1988

Temple University
Head Coach

1989-1992

Kansas City Chiefs
Running backs

1993-1995

Mississippi State
Offensive Coordinator

1996

New Orleans Saints
Tight Ends

1997

Alabama
Offensive Coordinator

1998-2000

Indianapolis Colts
Quarterbacks

2001-2003

Cleveland Browns
Offensive Coordinator

2004-2006

Pittsburgh Steelers
Wide Receivers

2007-2010

Pittsburgh Steelers
Offensive Coordinator

Bruce Arians is in his fourth season as offensive coordinator under head coach Mike Tomlin, following three seasons as the Steelers' wide receivers coach. It marks the fifth time he is serving as an offensive coordinator in his coaching career, including one previous time in the NFL and twice at the collegiate ranks.

Named to the Steelers' coaching staff on Jan. 24, 2004, Arians has over 33 years of coaching experience, including 17 years in the NFL.

Arians has been instrumental in the development of quarterback Ben Roethlisberger. With 60 career wins, including a 22-9 mark during Arians' two seasons as offensive coordinator, Roethlisberger has a .698 winning percentage, fifth among active quarterbacks. Roethlisberger also became the second-youngest quarterback to win two Super Bowls (26 years, 336 days) when the Steelers defeated the Arizona Cardinals, 27-23, in Super Bowl XLIII.

Arians, 56, helped All-Pro wide receiver Hines Ward become one of the best wide-outs in the NFL over the past six seasons. During Arians' first six seasons with Pittsburgh, Ward has been to the Pro Bowl twice and was named Super Bowl XL MVP after finishing with 123 receiving yards and one touchdown. Ward also became the Steelers' all-time receptions leader, surpassing Hall of Famer John Stallworth, and in 2007 became the team's career leader in receiving yards and touchdown receptions.

Arians has also guided the Steelers to some of its most productive offensive years in the team's history. In his first year as offensive coordinator in 2007, Arians helped Roethlisberger get elected to his first Pro Bowl as he broke Terry Bradshaw's long-standing team record for most TD passes in a season with 32. Roethlisberger also finished with a career-best and team-record QB rating of 104.1. In 2009, the Steelers' offense became the first unit in team history to boast a 4,000-yard passer, two 1,000-yard receivers and a 1,000-yard rusher in the same season. Along the way the offense broke both of the team's records for passing first downs (210) and passes completed (351).

Prior to the Steelers, Arians spent three seasons (2001-2003) as the offensive coordinator for the Cleveland Browns. In 2002 under Arians' guidance, the Browns scored their most points since the 1987 season and also improved in virtually every major offensive category from the three years prior to his arrival.

Arians was instrumental in the development of Indianapolis Colts quarterback Peyton Manning while serving as the Colts' quarterbacks coach for three years (1998-2000). Under Arians' tutelage, Manning totaled 4,413 yards and 33 touchdowns in 2000 to break his own club season record. His 33 touchdown passes in 2000 established a Colts' franchise record previously held by John Unitas.

He began his coaching career in 1975 as a graduate assistant at Virginia Tech. A 1974 Hokie graduate, Arians played quarterback and was voted the team's most valuable player as a senior.

Arians then held an assistant coaching position at Mississippi State (running backs and wide receivers) from 1978-80 before heading to Alabama to coach the running backs from 1981-82 under the legendary Paul "Bear" Bryant.

He was also the head coach at Temple University from 1983-88. Arians also held positions with the Kansas City Chiefs (running backs, 1989-92), Mississippi State (offensive coordinator, 1993-95), New Orleans Saints (tight ends, 1996) and Alabama (offensive coordinator, 1997).

Arians was born in Paterson, N.J. He and his wife Christine have a son, Jake (31), and daughter, Kristi Anne (29).



Dick LeBeau

Defensive Coordinator



LeBeau's Coaching Timeline

1973-1975

Philadelphia Eagles
Special Teams Coach

1976-1979

Green Bay Packers
Defensive Backs Coach

1980-1983

Cincinnati Bengals
Defensive Backs Coach

1984-1991

Cincinnati Bengals
Defensive Coordinator/
Defensive Backs Coach

1992-1994

Pittsburgh Steelers
Secondary Coach

1995-1996

Pittsburgh Steelers
Defensive Coordinator

1997-2000

Cincinnati Bengals
Assistant Head Coach/
Defensive Coordinator*

2000-2002

Cincinnati Bengals
Head Coach*

2003

Buffalo Bills
Assistant Head Coach

2004-2010

Pittsburgh Steelers
Defensive Coordinator

* Named head coach
after three games in
2000 season.

Dick LeBeau is in the seventh year of his second tour of duty with the Steelers, for whom he experienced much success during the mid-1990s as both the team's defensive backs coach and defensive coordinator.

Considered the architect of the Steelers' famed "zone blitz," LeBeau was named the Steelers' defensive coordinator Jan. 16, 2004, after spending the 2003 season with the Buffalo Bills. He is one of six assistant coaches who remained on Pittsburgh's staff following Mike Tomlin's hiring in January, 2007.

In 2009, LeBeau was recognized for his outstanding football career, both as a coach and player. In September, he was inducted into the Varsity O Alumni Association's Hall of Fame, honoring his career at Ohio State University and over 50 years in the NFL. Then in February of 2010, LeBeau was honored with the highest individual award in professional football when the Pro Football Hall of Fame announced him as a member of its Class of 2010 for his 14-year playing career as a cornerback for the Detroit Lions. LeBeau was enshrined into the Pro Football Hall of Fame in Canton, Ohio, on Saturday, Aug. 7, at Fawcett Stadium.

The Steelers continued to showcase some of their best pass-rushing ability in 2009 with linebackers LaMarr Woodley and James Harrison, who together totaled 23.5 sacks and account for two of the top four sack totals by a Steelers' duo in team history.

LeBeau's defense had a season for the ages in 2008 as they led the league in a number of categories and wreaked havoc on a week-to-week basis on opposing offenses. The Steelers ended the season first in total yards (237.2 avg.), against the pass (156.9 avg.) and in points allowed per game (13.9), while finishing second against the rush (80.3 avg.). The defense was led by linebacker James Harrison, who won several major awards, including AP Defensive Player of the Year, after setting a franchise record with 16 sacks. LeBeau was named "Coordinator of the year" by *Sporting News* for the 2008 season.

LeBeau's impact on the coaching staff was profound as the Steelers returned to the top of the NFL in total defense and rushing defense in 2004. In 2005, his defensive game plans played an integral part in stopping four of the NFL's top five offenses in the AFC playoffs, including limiting Seattle to just 10 points in Super Bowl XL.

DICK LeBEAU

LeBeau, 72, is in the 52nd year of his NFL career, 14 as a player and the past 38 as a coach. Prior to his return to Pittsburgh, LeBeau served one year as the assistant head coach with the Buffalo Bills and the previous two-plus years as the head coach of the Cincinnati Bengals.

After five seasons in Pittsburgh from 1992-96, when he coached the secondary (1992-94) and then was defensive coordinator (1995-96), LeBeau returned to Cincinnati as the Bengals' assistant head coach/defensive coordinator (1997-2000). He was later promoted to head coach Sept. 25, 2000, (after three games) and served in that capacity for two more seasons.

LeBeau began his coaching career as a special teams coach for the Philadelphia Eagles from 1973-75. He also was an assistant coach at Green Bay (1976-79) and Cincinnati (1980-83), before serving his first term as the Bengals' defensive coordinator from 1984-91.

Prior to entering the coaching ranks, LeBeau produced an outstanding pro career from which he still holds the NFL all-time record of 171 consecutive games for a cornerback and currently is tied for seventh all-time in the NFL with 62 career interceptions. His nine interceptions in 1970 led the NFL and his 62 career interceptions ranked third in the NFL at the time of his retirement. LeBeau also appeared in three Pro Bowls.

LeBeau was born in London, Ohio. He and his wife Nancy have one son, Brandon Grant.



Al Everest

Special Teams Coordinator



Everest's Coaching Timeline

- 1972**
Southern Methodist
Graduate Assistant
- 1973-1974**
North Texas
Graduate Assistant
- 1974-1975**
Cameron University
Assistant
- 1976-1980**
American School (Mexico City
Foundation)
Head Coach/Athletic Director
- 1981-1987**
Legnano (Italy) Frogs
Defensive Coordinator
- 1991**
Pesaro (Italy) Ang
Tight Ends/Special
Teams Coordinator
- 1991**
Pro Sports Football League
Scout
- 1992**
Arkansas Miners
Secondary
- 1992**
San Antonio Force
Offensive Coordinator
- 1993**
Legnano (Italy) Frogs
Defensive Coordinator
- 1993-1994**
The Colony High School
Assistant
- 1995**
Birmingham Barracudas
Special Teams Coordinator
- 1996-1999**
Arizona Cardinals
Special Teams Coordinator
- 2000-2005**
New Orleans Saints
Special Teams Coordinator
- 2007-2009**
San Francisco 49ers
Special Teams Coordinator
- 2010-Current**
Pittsburgh Steelers
Special Teams Coordinator

Al Everest is in his first season as the special teams coordinator for the Pittsburgh Steelers. Everest, who was hired on January 21, 2010, enters his 14th NFL season as a special teams coordinator.

Prior to joining the Steelers, Everest most recently coached with the San Francisco 49ers (2007-09) and has also coached in the NFL with the New Orleans Saints (2000-05) and the Arizona Cardinals (1996-99). He has more than 37 years of coaching experience in the National Football League, European professional football, college football and baseball. He earned Special Teams Coach of the Year honors in 2007 from the Aguiar Kicking Academy and was named NFL Special Teams Coach of the Year in 2002 when his special teams units had three touchdown returns and blocked five kicks during the season.

Everest began his coaching career as a graduate assistant at Southern Methodist (1972) and North Texas (1973-74) before becoming an assistant coach at Cameron University (1974-75). He served as athletic director and head football coach at American School Foundation in Mexico City from 1976-80. From 1981-87, Everest coached baseball at U.S. International University.

Everest coached professional football in Italy for the Legnano Frogs (1988-90, '93) and the Pesaro Angels (1991). He coached the secondary for the Arkansas Minors of the Pro Spring Football League in 1992 and was special teams coordinator for the Canadian Football League's Birmingham Barracudas in 1995.

Prior to his first stint with the Legnano Frogs, Everest served as athletic director and football coach at the American School Foundation in Mexico City (1976-80). In 1981, he made the decision to return stateside and joined U.S. International University from 1981-87 where he earned a doctorate degree and at the same time was the school's head baseball coach.

Everest was a two-year starting safety for Southern Methodist University from 1970-71. In 1972, he started gaining coaching experience as a graduate assistant for SMU under Head Coach Hayden Fry. Everest then followed Fry to North Texas where he continued as a graduate assistant from 1973-74.

Everest's dad, Andy Everest, coached at Utah, Stanford, UCSB, SMU, North Texas and New Orleans Saints with Head Coach Bum Phillips. Together they won two Italian Super Bowls and one European Championship.

Everest and his wife, Mischelle, have two daughters, Kaycee (14) and Michelle (21), and live in Wexford, Pa.

Keith Butler

Linebackers Coach



Butler's Coaching Timeline

1990-97

Memphis
Linebackers

1995-1997

Memphis
Linebackers,
Defensive Ends
& Special Teams

1998

Arkansas State
Defensive Coordinator
and Linebackers

1999-2002

Cleveland Browns
Linebackers

2003-2010

Pittsburgh Steelers
Linebackers

Keith Butler is in his eighth year on the Steelers' coaching staff after joining the staff prior to the 2003 season. He remained on staff following Mike Tomlin's hiring in January, 2007.

Butler and Tomlin previously worked together at Memphis in 1996, where Butler was the linebackers/defensive ends/special teams coach and Tomlin served as the Tigers' defensive backs coach.

Butler was named the Steelers' linebackers coach Jan. 28, 2003, after serving the previous four seasons in a similar capacity with the Cleveland Browns (1999-02).

Butler has been instrumental in the development of the Steelers' highly touted linebacking corps which includes three Pro Bowl players, James Farrior, James Harrison and LaMarr Woodley. Under Butler's tutelage, Farrior, a second-team All-Pro in 2008, has led the Steelers' defense in tackles for the past three seasons. Butler has also helped groom Harrison into one of the league's elite performers. Harrison's 2008 season included winning AP Defensive Player of the Year, making his second straight Pro Bowl start, earning a second consecutive team MVP award and recording a 100-yard interception return for a touchdown in Super Bowl XLIII, the longest play in Super Bowl history. In 2009 LaMarr Woodley made his first appearance at the Pro Bowl while Harrison made his third consecutive Pro Bowl start.

Harrison and LaMarr Woodley teamed to produce the most sacks in a single-season by a duo in Steelers' history with a combined 27.5 sacks in 2008. The linebacker unit as a whole was a key reason behind the Steelers finishing the regular season first overall in total defense and against the pass, and second against the run. Butler was also named NFL Linebacker Coach of the Year by *Pro Football Weekly*.

Butler's linebacker core continued to put up the numbers in 2009 with Woodley and Harrison totaling 23.5 sacks, accounting for two of the top four sack totals by a Steelers' duo in team history. After a breakout season in 2008, Woodley went on to post 84 tackles along with a career-high and team-high 13.5 sacks in 2009.

In 2006, Butler's linebacking crew helped the Steelers rank second in the AFC and third in the NFL in rushing defense. The unit allowed just 88.3 rushing yards per game and helped the defense to not allow a 100-yard rusher the entire season.

In 2005, Butler's linebackers helped the Steelers lead the AFC and rank fourth in the NFL in total defense. The sack tandem of Joey Porter (10.5) and Clark Haggans (9.0) ranked as the best for a linebacker duo in the entire NFL.

Prior to joining the Browns' staff, Butler spent nine years coaching in the college ranks, beginning his coaching career at his alma mater, Memphis, where he coached linebackers from 1990-97 and also coached defensive ends and special teams (1995-97). He then served as defensive coordinator and linebackers coach at Arkansas State in 1998.

Butler, 52, was selected by the Seattle Seahawks in the second round of the 1978 NFL Draft and played linebacker for 10 seasons (1978-87) with Seattle. He started 132-of-146 games in his career and still ranks second on the club's all-time tackles list with 813.

A three-year starter at inside linebacker for Memphis, Butler led the school in tackles his junior and senior seasons. He finished his collegiate career with 384 tackles and seven interceptions. He was named a 1977 Associated Press All-American and played in the 1977 Senior Bowl and Blue-Gray All-Star Game.

Butler was born in Anniston, Ala. He and his wife Janet have three sons—Blake (27), Brandon (25) and Brett (23).



James Daniel

Tight Ends Coach



Daniel's Coaching Timeline

1974-1980

Enterprise (Ala.) H.S.
Offensive Line

1981-1992

Auburn
Offensive Line

1993-1996

New York Giants
Tight Ends

1997-2003

Atlanta Falcons
Tight Ends

2000

Atlanta Falcons
Offensive Line

2004-2010

Pittsburgh Steelers
Tight Ends

James Daniel is in his sixth season with Pittsburgh after remaining with the team following Mike Tomlin's hiring in January, 2007.

Named the Steelers' tight ends coach Jan. 24, 2004, Daniel, 56, spent the previous seven seasons (1997-2003) with the Atlanta Falcons, primarily as the Falcons' tight ends coach except for one year (2000) when he coached the offensive line.

Under Daniel's guidance, Heath Miller has become one of the top tight ends in franchise history after only five seasons. Miller has caught 26 post-season passes for 348 yards (13.4 avg.) with three touchdowns, all team post-season records for a tight end. With a total of 27 career touchdowns, Miller is second on the team's all-time list for touchdowns by a tight end.

In 2009 Miller broke the team's single-season record for receptions for a tight end as he upped his season total to 68. Miller posted his second career 100-yard receiving game, marking just the 11th 100-yard receiving game by a tight end in team history.

In 2007, Daniel groomed a young group of tight ends that finished the season with 11 TDs, which is the most combined TDs of any Steelers' tight end corps.

During his tenure at Atlanta, Daniel was instrumental in the development of Pro Bowl tight end Alge Crumpler, who set a team receptions mark for tight ends in 2002 and 2003 with 44 and 36, respectively.

Daniel began his NFL coaching career as the tight ends coach of the New York Giants from 1993-96. However, Daniel's first experience at the pro level occurred through the NFL's Fellowship Program in 1988 with the New Orleans Saints and in 1992 with the Denver Broncos and Head Coach Dan Reeves. He served under Reeves for his first 11 years in the NFL.

Daniel began his coaching career in the college ranks as the offensive line coach at Auburn (1981-92) for Head Coach Pat Dye. During Daniel's 12 years at Auburn, the Tigers appeared in nine postseason bowl games, four of his linemen earned All-America honors and several were selected All-Southeastern Conference.

Prior to Auburn, Daniel coached for seven years at Enterprise (Ala.) High School from 1974-80, during which 11 of his offensive linemen earned col-lege scholarships.

As a collegian, Daniel was a three-year starter and four-year letterwinner at Alabama State from 1970-73.

Daniel is married (Myrtis) with no children.

Randy Fichtner

Quarterbacks Coach



Fichtner's Coaching Timeline

1984-1985

Purdue
Student Assistant

1986-1987

Michigan
Graduate Assistant

1988

Southern California
Volunteer Coach

1989

UNLV
Tight Ends

1990-1993

Memphis
Wide Receivers/
Quarterbacks

1994-1996

Purdue
Wide Receivers/
Recruiting Coordinator

1997-2000

Arkansas State
Offensive Coordinator/
Quarterbacks

2001-2006

Memphis
Offensive Coordinator/
Quarterbacks

2007-2009

Pittsburgh Steelers
Wide Receivers

2010-

Pittsburgh Steelers
Quarterbacks

Randy Fichtner is in his first season coaching the Steelers' quarterbacks after spending three seasons as the team's wide receivers coach. He joined the Steelers after serving the previous six seasons at the University of Memphis. Fichtner was hired by Mike Tomlin on Jan. 29, 2007.

In 2009 the Steelers had two 1,000-yard receivers. Hines Ward posted his club-record sixth 1,000-yard receiving season while Santonio Holmes posted his first career 1,000 yard receiving season, leading the team with 1,248 yards on 79 receptions. Rookie Mike Wallace led all AFC rookies 756 receiving yards and added six touchdowns on the season.

Fichtner's receiving core had an excellent season in 2008 as Ward topped 1,000 yards (1,043) for the fifth time in his career, and Holmes was named MVP of Super Bowl XLIII after catching nine passes for 131 yards (14.6 avg.) including the game-winning touchdown reception with 35 seconds remaining in the fourth quarter.

Under the tutelage of Fichtner, Ward and Holmes matched their reception total from 2006 (123), while increasing their TD catches from eight in 2006 to 15 in 2007.

Fichtner, who instituted the spread offense at Memphis, was an integral part of the Tiger football team for six years. He was hired in 2001 to serve as the offensive coordinator and quarterbacks coach, and his offense re-wrote the Memphis record book for six seasons.

In 2004, All-American running back in DeAngelo Williams led an offense that finished the year ranked ninth nationally in total offense and 10th in the nation in scoring.

Fichtner was a part of unprecedented offensive success at Memphis that also contributed to the Tigers playing in three straight bowl games from 2003-05.

The 2002 squad set a record for total offense with 4,258 yards, and then the 2003 team shattered that mark with 5,779 yards of total offense. In 2004, the Tigers amassed 5,524 yards of total offense to rank second all-time. The 2004 Tigers also set school records in points scored with 430 and in passing touchdowns with 25.

Fichtner was no stranger to Memphis when he joined the staff in 2001. He had previously served as an assistant for the Tigers. Prior to his second stint at Memphis, Fichtner spent four years (1997-2000) at Arkansas State University. He arrived in Jonesboro as the quarterback coach in the spring of 1997 and was promoted to offensive coordinator in August of 1997.

During his tenure with the Indians, Fichtner worked with quarterback Cleo Lemon, who set virtually every Arkansas State passing and total offense record.

Prior to joining the staff at Arkansas State, Fichtner spent three years at his alma mater, Purdue, serving as wide receivers coach and recruiting coordinator from 1994-96.

The Cleveland, Ohio, native originally went to Memphis in the fall of 1990 and coached the Tiger receivers and quarterbacks for four seasons. During his stay at Memphis, Fichtner worked with St. Louis Rams All-Pro wide receiver Isaac Bruce.

Fichtner, 46, worked as a student assistant and graduate assistant at Purdue (1985-86) and at Michigan (1986-87), before serving as a volunteer coach at Southern California in 1988. He landed his first full-time position in 1989 as the tight ends coach at UNLV and worked for the Rebels for one season before coming to Memphis.

Fichtner graduated from Purdue in 1985 with a bachelor's degree in health promotion. He is married to the former Jennifer Parker of Covington, Tenn., and the couple has three children: a son, Nathaniel Ross (14), and daughters, Shelby Brooke (15) and Kirby Lynn (10).



Ray Horton

Defensive Backs Coach



Horton's Coaching Timeline

1994-1996

Washington Redskins
Assistant Defensive Backs

1997-2001

Cincinnati Bengals
Defensive Backs

2002-2003

Detroit Lions
Secondary

2004-2006

Pittsburgh Steelers
Assistant Defensive Backs

2007-2010

Pittsburgh Steelers

Ray Horton is in his fourth season as defensive backs coach after serving the previous three seasons as the team's assistant defensive backs coach. He was promoted to his current position after Mike Tomlin was hired in January, 2007.

Horton has helped perennial All-Pro safety Troy Polamalu become one of the NFL's top safeties, earning trips to each of the past five Pro Bowls.

Horton is in his 16th year as an NFL coach following a solid 10-year NFL playing career. Prior to his Steelers' appointment on Jan. 24, 2004, Horton spent the previous two seasons at Detroit as the Lions' secondary coach.

Horton received his first coaching opportunity as an assistant defensive backs coach for the Washington Redskins, where he coached Hall of Famer Darrell Green from 1994-96. He then was hired as defensive backs coach for the Cincinnati Bengals (1997-01).

Horton played cornerback for the Bengals from 1983-88 and played in Super Bowl XXIII. He finished his career with the Dallas Cowboys from 1989-92 and was a member of the Cowboys' Super Bowl XXVII Championship squad.

Horton played at the University of Washington, where he earned All Pac-10 honors. He was a second-round selection by the Bengals in the 1983 NFL Draft (53rd overall).

Horton has a daughter, Taylor (22) and a son, Jarren (18).

Amos Jones

Assistant Special Teams Coach



Jones' Coaching Timeline

1981-1982

Alabama
Graduate Assistant

1983-1985

Temple
Tight Ends

1986-1988

Temple
Defensive Line

1989

Shades Valley H.S. (Ala.)
Assistant Coach

1990-1991

Alabama
Special Teams

1992

Pittsburgh
Kicking Game Coordinator

1993-1994

Eau Gallie High (Fla.)
Assistant Coach

1995-1996

Tulane
Linebackers

1997

British Columbia Lions (CFL)
Assistant Coach

1998

East St. John H.S. (La.)
Assistant Coach

1999-2002

Cincinnati
Running Backs/
Special Teams

2003

James Madison
Tight Ends/Special Teams

2004-2005

Mississippi State
Linebackers/
Special Teams

2006

Mississippi State
Special Teams/
Outside Linebackers

2007-2010

Pittsburgh Steelers
Assistant Special Teams

Amos Jones is in his fourth season as the assistant special teams coach for the Steelers after being hired on Jan. 29, 2007.

In 2009, Jones assisted the Pittsburgh's special teams to set a team kickoff return yardage record of 1,581, topping the previous 1988 record by six yards. Rookie Stefan Logan broke the team's single season record for kickoff return yards posting 1,466 yards on 55 returns, averaging 26.7 yards per kick return.

Jones assisted the Steelers with the NFL's top kick coverage unit during the 2008 season. The units were led by gunner Anthony Madison, who led the team with 25 special teams tackles, and rookie Patrick Bailey, who was named the Steelers' Rookie of the Year for his outstanding work on special teams.

Jones, 50, spent the previous three years at Mississippi State as the special teams/linebackers coach (2004-05) and outside linebackers coach (2006). Under Jones' guidance, three linebackers earned Freshman All-SEC recognition and two punters earned all-conference honors.

A coaching veteran with more than 28 years of experience under his belt, Jones arrived at Mississippi State from James Madison University. He spent the 2003 football season as the Dukes' tight ends and special teams coach.

Prior to James Madison, Jones coached the running backs and special teams for four years at the University of Cincinnati (1999-2002). During his stay in the Queen City, Jones' handiwork helped all-American placekicker Jonathan Ruffin earn the Lou Groza Award as the nation's top kicker in 2000. During that same time, his punter, Adam Wulfeck earned All-Conference USA honors, and he coached a pair of 1,000-yard rushers.

Jones, who has coaching experience on the high school, collegiate and professional levels, coached the linebackers at Tulane University in 1995-96. He spent the 1992 season at the University of Pittsburgh as the kicking game coordinator.

Jones had two stints of duty at his alma mater, the University of Alabama. He worked with the Crimson Tide special teams in 1990-91 under head coach Gene Stallings. In 1990 under his guidance, Alabama had the nation's top-rated percentage placekicker (Philip Doyle). A decade earlier, Jones began his coaching career as a graduate assistant under the legendary Paul "Bear" Bryant from 1981-82.

Between his two assignments in Tuscaloosa, Jones coached the tight ends (1983-85) and then the defensive line (1986-88) (under current Steelers offensive coordinator Bruce Arians) at Temple University from 1983-88, while also working with the Owls' special teams.

Jones worked one season with the British Columbia Lions of the Canadian Football League (1997), helping guide them to a Western Division playoff berth, and has worked in the high school ranks in Alabama, Florida and Louisiana.

A 1982 graduate of Alabama, Jones played safety and running back for Bryant. He was a member of the 1978 and '79 Tide teams that went 23-1 and earned back-to-back SEC titles, national championships and Sugar Bowl crowns. He lettered on the '80 team that finished 10-2 with a win in the '81 Cotton Bowl. Jones later earned his master's degree from Alabama.

Jones and his wife Stacey, have four children, daughter Samantha (21) and sons Joshua (17), Nathan (9) and Jeremy (6).



Sean Kugler

Offensive Line Coach



Kugler's Coaching Timeline

1990-1991

Tampa Bay Vo-Tech H.S.
Offensive/Defensive Line

1992

Gaither H.S. (Fla.)
Offensive Line

1993

Texas El Paso (UTEP)
Graduate Assistant

1994

Texas El Paso (UTEP)
Tight Ends

1995-2000

Texas El Paso (UTEP)
Offensive Line

2001-2003

Detroit Lions
Tight Ends

2004-2005

Detroit Lions
Assistant Offensive Line/
Tight Ends/Offensive Line

2006

Boise State
Assistant Head Coach/
Offensive Line

2007

Buffalo Bills
Assistant Offensive Line

2008-2009

Buffalo Bills
Offensive Line

2010-Current

Pittsburgh Steelers
Offensive Line

Sean Kugler is in his first season with the Steelers. He was hired on January 14, 2010 as the team's offensive line coach.

Kugler, who is in his ninth season as an NFL coach, served as the offensive line coach for the Buffalo Bills from 2008-09 after joining the Bills in 2007 as the assistant offensive line coach. While there Kugler coached Jason Peters to consecutive Pro Bowls (2007-08). In 2007, the Bills' offensive line set a team record for allowing just 26 sacks and from 2007 to 2009 paved the way for three consecutive 1,000 yard rushers. Kugler began his NFL coaching career working with both the offensive line and tight ends for the Detroit Lions from 2001-05.

Kugler served as the assistant head coach/offensive line for Boise State in 2006. The Broncos were the only undefeated Division I-A NCAA team, finishing the season with a 13-0 record and a dramatic 43-42 victory over Oklahoma in the Fiesta Bowl. The offensive line opened holes for the sixth-ranked rushing attack in the country as the Broncos averaged 222.8 yards per game and paved the way for RB Ian Johnson who rushed for 1,755 yards to rank second in the nation and led the country with 25 touchdowns.

Kugler was a four-year letterwinner at the University of Texas El-Paso (UTEP) from 1984-88. He played one season in the World League of American Football (WLAF) with the Sacramento Surge in 1989. Kugler earned his degree in education at the University of South Florida in 1991 while coaching three years of high school football in Tampa, Fla. from 1990-92. He coached for eight seasons at UTEP, assisting the defensive line as a graduate assistant in 1993 before coaching tight ends (1994) and the offensive line (1995-00).

A native of Lockport, N.Y., Kugler and his wife Patsy have two sons, Robert (17), Patrick (15) and one daughter, Kali (9).

Scottie Montgomery

Wide Receivers Coach



Montgomery's Coaching Timeline

2006-2009

Duke
Wide Receivers

2010-Current

Pittsburgh Steelers
Wide Receivers

Scottie Montgomery is in his first season with the Steelers as the team's wide receivers coach. He was hired by the Steelers on February 16th, 2010, after coaching wide receivers at his alma mater Duke from 2006-09.

Under Montgomery's tutelage, Duke had three receivers with more than 50 receptions and 600 receiving yards in 2009. Duke's passing attack gained 3,660 yards (305.0 avg.) and accounted for 24 touchdowns last season.

Montgomery, 31, played wide receiver in the NFL with the Denver Broncos (2000-02) after originally signing with the Carolina Panthers as a rookie free agent in 2000. In 2005, he played in the Arena Football League for the Georgia Force.

Prior to his professional playing career, Montgomery finished among Duke's all-time leading receivers.

A native of Cleveland County, North Carolina, Montgomery is one of just five two-time MVPs in Duke history. He currently ranks second on the Blue Devils' all-time list in career receptions (171), fourth in receiving yards (2,379) and is one of only three players to lead the program in receiving in three straight seasons (1997-99). Montgomery is one of only two Duke receivers to post three straight seasons with at least 50 receptions and 600 receiving yards.



Kirby Wilson

Running Backs Coach



Wilson's Coaching Timeline

1985

Pasadena City College
Wide Receivers

1989-1990

L.A. Southwest
Community College
Quarterbacks/
Wide Receivers

1991

Southern Illinois
Linebackers

1992

Southern Illinois
Passing Game Coordinator

1993-1994

Wyoming
Secondary

1995-1996

Iowa State
Running Backs

1997-1999

New England Patriots
Running Backs

2000

Washington Redskins
Running Backs

2001

Southern California
Wide Receivers

2002-2003

Tampa Bay Buccaneers
Running Backs

2004-2006

Arizona Cardinals
Running Backs

2007-2010

Pittsburgh Steelers
Running Backs

Kirby Wilson is in his fourth season as the Steelers' running backs coach. Wilson, who was hired on Jan. 29, 2007, came to Pittsburgh with 19 years of coaching experience at both the collegiate and professional levels.

Wilson, 48, was instrumental in Rashard Mendenhall's breakout season in 2009 as he posted his first career 1,000-yard rushing season with 1,108 yards on the year. He rushed 242 times with a team-high seven rushing touchdowns.

In 2007, Wilson helped Willie Parker earn his second consecutive Pro Bowl and led the NFL in rushing through the first 16 weeks before he broke his leg in the second-to-last game of the season.

Prior to the Steelers, Wilson coached the running backs for the Arizona Cardinals (2004-06) after spending two seasons as running backs coach with the Tampa Bay Buccaneers (2002-03).

After one season (2001) as wide receivers coach at Southern California, Wilson then joined head coach Jon Gruden's staff in Tampa Bay in 2002. That season, the trio of running backs Michael Pittman, Aaron Stecker and Pro Bowl fullback Mike Alstott collectively gained over 1,400 rushing yards and helped the Buccaneers to a Super Bowl XXXVII victory over Oakland.

Prior to his stint with the Buccaneers, Wilson spent four years as running backs coach with the New England Patriots (1997-99) and Washington Redskins (2000), tutoring a trio of running backs, including Patriots backs Curtis Martin (1997) and Robert Edwards (1998), and later Redskins running back Stephen Davis (2000). In addition, Wilson honed the skills of Washington fullback Larry Centers, who led his team with 80 pass receptions in 2000. Centers (827 pass receptions) and Keith Byars (610 receptions), whom Wilson coached in New England in 1997, rank one and three in career receptions by a running back in NFL history.

Wilson entered the coaching arena on the staff at Pasadena (CA) City College (1985) as wide receivers coach, and after earning a bachelor of arts degree from Eastern Illinois in 1989, returned to coaching at Los Angeles Southwest Community College (1989-90) as quarterbacks and wide receivers coach. Following two seasons at Southern Illinois as linebackers coach (1991) and secondary coach/passing game coordinator (1992), he joined the staff at Wyoming (1993-94) as secondary coach, helping the Cowboys win the 1993 Western Athletic Conference title and earn an appearance in the Copper Bowl.

Wilson coached running backs at Iowa State from 1995-96. Under his guidance, Troy Davis earned all-America honors and led the nation with over 2,000 yards rushing in both '95 and '96—the only player in NCAA history to reach the 2,000-yard rushing mark in consecutive seasons.

A running back and wide receiver at Pasadena Community College (1979-80) and the University of Illinois (1980-81), Wilson played two seasons in the Canadian Football League as a defensive back and kick returner for the Winnipeg Blue Bombers (1983) and Toronto Argonauts (1984).

Born in Los Angeles, Wilson was on the football and track teams at Dorsey High School in his native Los Angeles. Wilson has five children; sons Kris, Michael and Tyler, and daughters Malia and Savanna.

Harold Goodwin

Offensive Assistant



Goodwin's Coaching Timeline

1995-96

Michigan
Student Assistant

1997

Michigan
Graduate Assistant

1998-99

Eastern Michigan
Tight Ends/Offensive Tackles/
Offensive Line

2000-03

Central Michigan
Offensive Line

2003

Central Michigan
Assistant Head Coach/
Offensive Line

2004-06

Chicago Bears
Assistant Offensive Line Coach

2007-10

Pittsburgh Steelers
Offensive Assistant

Harold Goodwin is in his fourth season with the Steelers as the team's offensive assistant.

In his position, Goodwin helps coach the offensive line and assists the offensive coaching staff with game preparation, video analysis and scouting of opponents.

Goodwin, 36, spent the previous three seasons (2004-06) as the assistant offensive line coach with the Chicago Bears. Prior to joining Chicago, Goodwin was the offensive line coach at Central Michigan from 2000-03, where he worked with future pros Eric Ghiaciuc and Adam Kieft. Goodwin also served as assistant head coach in 2003. He began his coaching career at Eastern Michigan where he spent the 1998 season overseeing tight ends and offensive tackles, and 1999 coaching the team's offensive line.

A native of Columbia, S.C., Goodwin was an offensive lineman at Michigan from 1992-94, and spent the next two years as a student assistant with the Wolverines. He served as a graduate assistant for Michigan when the Wolverines won the national title in 1997 and worked with an offensive line which featured three future pros in Steve Hutchinson, Jon Jansen and Jeff Backus.

Goodwin's brother, Jonathan Goodwin, is an offensive lineman for the New Orleans Saints. Jonathan made the Pro Bowl as a reserve in 2010.

Goodwin graduated from Michigan in 1996 with a degree in management/communications. He and his wife, Monica, have three children, Kylee (11), Miya (9) and Bryson (4).



Jerry Olsavsky

Defensive Assistant



Olsavsky's Coaching Timeline

1999

Thomas Jefferson H.S. (Pa.)
Volunteer

2000

Youngstown Chaney H.S. (Oh.)
Volunteer

2001

Duquesne University
Volunteer

2002

North Carolina
Assistant Strength Coach

2003-2009

Youngstown State
Linebackers and Assistant
Coach

2010

Pittsburgh Steelers
Defensive Assistant

Jerry Olsavsky is in his first season as the defensive assistant coach for the Pittsburgh Steelers. In this position, Olsavsky will assist all areas of the defensive staff in their daily operations.

Olsavsky, a 10-year NFL veteran, spent the past seven seasons coaching linebackers for Youngstown State. Prior to coaching at Youngstown State, Olsavsky spent one year as an assistant strength coach at University of North Carolina, and he also coached at his alma mater Chaney High School in Youngstown and at Duquesne University.

Olsavsky, 42, was drafted by the Steelers in the 10th round of the 1989 NFL Draft and played linebacker with the team from 1989-97. He played in 108 games for the Steelers and made 227 tackles while also excelling on special teams throughout his career. Olsavsky battled back from a career threatening knee injury in 1993 to become a starter at inside linebacker for the Steelers in Super Bowl XXX. In 1995, he was the recipient of the Steelers' Ed Block Courage Award for an outstanding on-field performance despite the obstacles he faced. Olsavsky finished his playing career in 1998 with the Baltimore Ravens.

Playing collegiately at the University of Pittsburgh, Olsavsky was a first-team Kodak All-American as a senior in 1988 making 129 tackles. He became the Panthers' first defensive player since 1976 to record more than 100 tackles in three consecutive seasons. He made 101 stops and had a team-high 127 tackles his sophomore year. He earned his degree in Information Science in 1990.

Olsavsky, born in Youngstown, Ohio, resides in Pittsburgh with his wife, Rayme, and three children, Joseph (8), Emma (6) and Dominic (4).

Garrett Giemont

Conditioning Coordinator



Giemont's Coaching Timeline

1970-1977

Los Angeles Rams
Training Assistant

1978-1982

Los Angeles Rams
Assistant Trainer

1983-1989

Los Angeles Rams
Strength and Cond. Trainer

1990-1991

Los Angeles Rams
Strength and Cond. Coach

1992-1994

Chicago Cubs
Director of Physical
Development

1995-2001

Oakland Raiders
Strength and Cond. Coach

2002

Oakland Raiders
Strength and Cond. Coord.

2003-2005

Tampa Bay Buccaneers
Strength and Cond. Coord.

2007-2010

Pittsburgh Steelers
Conditioning Coordinator

Garrett Giemont is in his fourth season as conditioning coordinator for the Pittsburgh Steelers after being hired on January 31, 2007.

Giemont received the 2008 Strength and Conditioning Coach of the Year/ Super Bowl Achievement Award from the Professional Football Strength and Conditioning Coaches Society.

Giemont, 51, has 27 years of experience in the NFL and was with the Tampa Bay Buccaneers as their strength and conditioning coordinator prior to joining the Steelers. He was with the Buccaneers from 2003-05.

Giemont was named Coach of the Year by The Professional Football Strength and Conditioning Coaches Society after the 2002 season while working for the Oakland Raiders under head coach Bill Callahan. Giemont spent eight seasons as a member of the Raiders staff, including the first seven as strength and conditioning coach and the final season as strength and conditioning coordinator.

Prior to joining the Raiders, Giemont spent three seasons as the Director of Physical Development in Major League Baseball with the Chicago Cubs (1992-94). He originally entered the NFL with the Los Angeles Rams in 1970 as a training assistant and served as the Rams' assistant trainer from 1978-82. From 1983-89, Giemont was the Rams' strength and conditioning trainer and worked as the team's strength and conditioning coach from 1990-91.

Giemont and his wife, Sonya, have two sons, Jackson (4) and Jett (1).



Marcel Pastoor

Conditioning Assistant



Marcel Pastoor is in his seventh season as the Steelers' assistant strength and conditioning coach and his 10th with the team.

Pastoor assists conditioning coordinator Garrett Giemont with the strength and conditioning program.

Pastoor received his undergraduate degree from Virginia Tech in exercise physiology and kinesiology in 2000. He completed his Masters from the University of Pittsburgh, graduating with honors in exercise physiology in 2003.

Prior to joining the Steelers, Pastoor interned with the Washington Redskins in 1998 and was the volunteer assistant strength coach for Radford University from 1999-2001.

Pastoor and his wife Cayce have a daughter, Catelyn Ann; They reside in Pittsburgh.

Raymond Jackson

Player Development



Raymond Jackson is in his sixth season with the Steelers and seventh in the NFL.

Jackson joined the Steelers to work in the area of player programs. His responsibility is to assist players in the area of life skills on and off the field; such as continuing education, internships, investment information and in making a smooth transition to life after football.

Jackson also assists conditioning coordinator Garrett Giemont with the strength and conditioning program for the players.

Prior to joining the Steelers, Jackson worked in player development and the scouting department for the Cleveland Browns. He also assisted Cleveland's special teams coach with breaking down tape.

A former cornerback with the Buffalo Bills (1995-98) and the Cleveland Browns (1999-2001), Jackson began his NFL career as a fifth-round draft choice of the Bills out of Colorado State where he earned his bachelor's degree in social work.

Jackson and his wife Natalie have two children, daughter Alissa (11) and son Raymond Jr. [9].

Kevin Colbert

Director of Football Operations



Colbert's Coaching Timeline

1984

BLESTO
Scout

1985-1989

Miami Dolphins
College Scout

1990-1999

Detroit Lions
Pro Scouting Director

2000-2010

Pittsburgh Steelers
Director of Football
Operations

Kevin Colbert is in his 11th year as the Steelers' director of football operations. A Pittsburgh native, Colbert was named to his position February 15, 2000.

During his nine seasons with the Steelers, Colbert has helped assemble teams that have won two Super Bowl titles (Super Bowl XL and Super Bowl XLIII), five division championships, made six playoff berths and had seven winning seasons.

Colbert, 53, oversees the personnel area of the team and supervises the scouting staff. Among his duties, he is in charge of administering player acquisitions and transactions, including the NFL Draft, free agent signings and trades, and evaluating pro and college personnel. He also serves as the Steelers' liaison with the NFL office and the other NFL teams on football matters.

Colbert served as the Detroit Lions' pro scouting director from 1990 to 1999. He was responsible for scouting NFL players, the NFL Europe League and the Canadian Football League. He also assisted in the evaluation of college talent.

Prior to joining the Lions, Colbert spent five seasons as a college scout for the Miami Dolphins (1985-89) and one season (1984) with the BLESTO Scouting Service.

Colbert began his career as a coach and has experience in three sports—football, basketball and baseball. He was the backfield coach and recruiting coordinator at Ohio Wesleyan University for three years (1981-83) and in 1984 also served as the school's head baseball coach.

From 1979-81, Colbert was a graduate assistant basketball coach at Robert Morris. He also served as the school's head baseball coach in 1981.

Born and raised in Pittsburgh, Colbert graduated from North Catholic High School and received his bachelor's degree from Robert Morris in 1979. He and his wife, Janis, have three children: Kacie (27), Jennifer (24) and Daniel (21).



Ron Hughes

College Scouting Coordinator



Ron Hughes is in his eighth year as the Steelers' college scouting coordinator. Named to his position April 30, 2003, Hughes had served as a consultant for the Steelers for two-plus years prior to his appointment.

Hughes, 66, a Charleroi High School and California University of Pennsylvania graduate, spent 17 seasons with the Detroit Lions, serving his last four years as the Lions' vice president of player personnel until his departure prior to the 2001 season. He coordinated and supervised all of the Lions' college and pro scouting in his role as vice president.

After coaching football at the high school level in the Pittsburgh area for 14 years, Hughes began his career in professional football in 1979 as a scout for the BLESTO scouting service. He joined the Lions scouting department in 1983 and was later promoted to director of pro scouting and then to director of player personnel in 1990.

Hughes and his wife Adrienne have three children—sons Ted (42) and Scott (39), and daughter Jennifer (33)—and four grandchildren.

Brandon Hunt

Pro Scouting Coordinator



Brandon Hunt is in his first season as the Steelers' pro personnel coordinator after spending two previous years as a pro scout for the Houston Texans. In his current position, Hunt is responsible for scouting Steelers' opponents and evaluating pro players.

Hunt joined the Texans in the summer of 2007 and served as a pro scout for the team until being hired by the Steelers. Prior to joining Houston, Hunt spent the 2005 and 2006 seasons as an intern for the Steelers' scouting department where he helped with both the college and pro scouting, and he was on board when the team won Super Bowl XL to give the franchise its fifth Lombardi Trophy.

Hunt's professional career began as a graduate assistant at Indiana University of Pennsylvania in 2004, and after a year there he was hired by the Steelers to work in their player personnel department.

Hunt attended college at Indiana University of Pennsylvania. There he was a four-year starter at guard and center at IUP from 2000-03. He captained the team as a senior and earned first-team All-PSAC and All-Region honors at guard. He earned a Bachelor of Science degree in management information systems in December 2003 and a Master of Business Administration degree in August 2006.

Born in Los Angeles, Hunt was raised in Pittsburgh where he attended Pine-Richland High School and lettered in football and track.

Hunt is single and lives in Pittsburgh.

Phil Kreidler

Pro/College Scout



Phil Kreidler is in his 20th season with the Steelers as a college and pro scout. After spending his first eight years with the team scouting college players, Kreidler was given additional responsibilities of scouting pro teams in 2000.

Kreidler served as a full-time intern in the Steelers' personnel department in 1991-92 and was named to the scouting staff in June 1992.

From 1988-90, Kreidler served as a graduate assistant coach at the University of Cincinnati, where he helped coach the wide receivers and quarterbacks.

Kreidler, 44, attended Furman University, where he played free safety. He was a member of the 1985 1-AA national finalist and Southern Conference champion Paladin squad. He graduated in 1988 with a degree in history.

Kreidler and his wife, Kim, have one son, Jeff (6), and live in Pittsburgh.

Kelvin Fisher

College Scout



Kelvin Fisher is in his 11th season as a Steelers' college scout after joining the team in June 2000.

Prior to joining the Steelers, Fisher served one year as the coordinator of academic accountability at his alma mater, Arizona State University. At Arizona State, he was a liaison between student-athletes, coaches, professors and academic counselors.

A four-year starting fullback for Arizona State (1988-91), Fisher graduated in 1992 with a degree in social work. Upon graduation, he signed with the New York Jets as a free agent in 1992.

Fisher worked as a juvenile probation officer in Maricopa County, Ariz., from 1993-96, and with the State Office for Service to Children and Family in Portland, Oregon (1996-99).

A native of Ambridge, Pa., Fisher currently lives in Queen Creek, Ariz., with his wife, Angela, and two children, Kelvin Jr. (17) and Kailie (16).

Mark Gorscak

College Scout



Mark Gorscak is in his 16th season with the Steelers. This is Gorscak's 13th year as an area scout after spending his first three years as the Steelers' BLESTO scout.

Gorscak previously coached on the high school and college levels for 16 years. His first coaching experience was at Perkiomen (Pa.) Prep School. He followed that with coaching assignments at Western Maryland College, Dickinson College (his alma mater), Gulliver Prep (Fla.) High School and two tenures at Weber State University.

In 1987, between stints at Weber State, he became the first general manager of the Pittsburgh Gladiators in its inaugural season of the Arena Football League.

Additionally, Gorscak has been an athletic administrator at Dickinson and Weber State. He graduated with a degree in psychology from Dickinson and received a master's degree in sports administration from St. Thomas University in Miami, Fla. Gorscak was inducted into the Mid Mon Valley Hall of Fame in 2010.

Gorscak is a native of Donora, Pa., and currently resides in Pittsburgh.



Bruce McNorton

College Scout



Bruce McNorton is in his 11th season as a member of the Steelers' scouting department.

McNorton, who joined the Steelers in May 2000, had previously worked with Kevin Colbert, Director of Football Operations, as a part-time scout with the Detroit Lions.

McNorton, 48, enjoyed a 10-year playing career as a defensive back with the Lions and Miami Dolphins.

A highly successful coach at Pontiac Northern High School in Michigan, McNorton was selected the 1999 Class A District Coach of the Year and led his team to the state quarterfinals.

He has three children, daughters Mykeshia [25] and Britteny [24], and son Bruce Jr. [19].

Bill Nunn

College Scout



Bill Nunn is in his 43rd season in the Steelers' player personnel department where he helps evaluate college talent.

Nunn is one of a select few employees who have rings from each of the Steelers' six Super Bowl championships.

After originally joining the Steelers as a scout in 1968, Nunn was promoted to assistant director of player personnel in 1970. During that period he also served as training camp director. Prior to joining the Steelers Nunn was both the sports editor and managing editor for the Pittsburgh Courier.

In February of 2010 Nunn was inducted into the Black College Football Hall of Fame for his legendary work as a journalist and NFL scout.

Nunn is a graduate of West Virginia State University where he earned a degree in English. During his college career, he captained the only unbeaten basketball team in the nation and was elected to the West Virginia State University Sports Hall of Fame.

Nunn and his wife, Frances, live in Pittsburgh. The Nunn's have one daughter, Lynell Wilson, and a son, William III, and three grandchildren.

David Petett

College Scout



David Petett is in his seventh year with the Steelers and his sixth as a BLESTO scout after serving as player personnel intern in 2004.

Prior to joining the Steelers, Petett served one year (2003) as a student assistant at the University of Wisconsin where he assisted with the defensive line.

Petett, 30, attended Lehigh University, where he lettered all four years as a defensive tackle. He graduated with a degree in political science in 2001.

Petett is a native of Pittsburgh and currently lives in Pittsburgh, Pa.

Dan Rooney Jr.

College Scout



Dan Rooney Jr. is in his 14th year as a college scout. He is the son of Steelers Chairman Emeritus Dan Rooney and the brother of Steelers' President Art Rooney II.

Rooney graduated from Washington and Jefferson College in 1986 with a degree in business administration. He played football for legendary Head Coach John Luckhart during his enrollment at the college. Rooney was an all-conference safety as a sophomore and a special teams player as a junior and senior. After graduation, Rooney worked under Coach Luckhart as an assistant coach from 1986 to 1990.

In 1991, Rooney spent a season with the NFL Europe League office then located in Dallas, Texas. His primary responsibilities were to Team Dallas, a spare parts team that supplied the league with replacements for injured players.

In 1993 Rooney moved to Durham N.C., where he taught and coached at the high school level. He coached for Gary Merrill at Northern Durham High, one of the state's top high school programs. From 1995-1997, Rooney coached at Leesville Road High in Raleigh N.C.

Rooney and his wife, Dr. Allison Evanoff Rooney, live in Gastonia, N.C. They have two sons, John Patrick (11) and Brendan Charles (8).

Joe Greene

Special Assistant/College and Pro Personnel



Joe Greene is in his seventh year as a special assistant for pro and college personnel for the Steelers.

The legendary Hall of Famer returned to the team where he gained a reputation as one of the best defensive tackles in the history of the NFL.

Greene returned in March, 2004, to the Steelers organization for the first time since 1992. He assists in evaluating college and pro players as well as in other scouting activities.

Greene spent the prior eight seasons as the defensive line coach for the Arizona Cardinals.

After a brilliant 13-year NFL playing career (1969-1981), Greene worked briefly as a color analyst for CBS Sports. He returned to the NFL in 1987 as the defensive line coach for the Steelers until 1992. Greene then joined the Miami Dolphins as a defensive line coach for four seasons (1992-1995) before accepting the same position with the Cardinals.

Born in Elgin, Texas, Greene was the Steelers No. 1 draft pick — the first player selected by Hall of Fame Head Coach Chuck Noll—and the fourth player selected overall in the 1969 NFL Draft.

He and his wife, Agnes, have three children—sons Major and Delon, who both played at Greene's alma mater North Texas State, and a daughter, Jo-quel. The Greene's also have seven grandchildren.



Omar Khan

Director of Business and Administration



Omar Khan is in his 14th season in the NFL and 10th season with the Pittsburgh Steelers. Khan is in his first year as Director of Business and Administration after serving the previous four years as the Football & Business Administration Coordinator. Khan also spent five years as the team's Business Operations Coordinator/Chief Negotiator.

In his current role, Khan is in charge of overseeing many different areas and functions of the organization as well still serving as the team's chief negotiator.

In his previous role as the team's Business Administration Coordinator, Khan worked with the day-to-day overall management of the Football Operations Department, primarily as the lead negotiator in all player contracts. He also is responsible for the monitoring and strategic planning of the team's salary cap and overseeing the team's training camp and all football logistics.

Prior to joining the Steelers, Khan worked with the New Orleans Saints for four years. In 2000, he served as Football Operations/Coaching Assistant where he supervised the overall management and operation of the football program and assisted the offensive coordinator in the day-to-day operations of the offense. From 1998-99, Khan served as New Orleans' Player Personnel Assistant. His duties included negotiating player contracts, monitoring and strategic planning of the salary cap, football administration and government affairs, as well as serving as interim Player Programs Director during the 1998 season. In 1997, Khan was a Scouting/Player Personnel Intern, primarily working with pro scouting and contract research.

Khan joined the Saints after spending the 1996 season as an undergraduate assistant with the Tulane University football program. Khan, a graduate of Tulane, was born in New Orleans, La. He now resides in the South Hills of Pittsburgh.

Bob McCartney

Video/Facilities Coordinator



Bob McCartney has had many responsibilities in his 37 years as the Steelers' film and video director. He was named film director in 1973, until the advent of video in 1986 when the NFL went from film to videotape format.

McCartney has been a member of the organization for all six Super Bowl titles.

Prior to taking over the filming operation, McCartney worked in the Steelers' ticket office. He also currently serves as the Steelers' facility coordinator for their headquarters in the UPMC Sports Performance Complex.

McCartney, a Pittsburgh native, attended South Hills Catholic High School. He graduated from Wheeling (W.Va.) Jesuit University in 1972 with a bachelor's degree in English.

Born in Pittsburgh, McCartney and his wife Gail have two children, daughter Kathleen[29] and son Robert[23]. The McCartneys live in Pittsburgh.

John Norwig

Head Athletic Trainer



John Norwig is in his 20th year as the Steelers' head athletic trainer and his 31st year in athletic training.

In February of 2008, Norwig was elected President of the Professional Football Athletic Trainers' Society. He also was chosen as a 2008 recipient of the Most Distinguished Athletic Trainer Award from the National Athletic Trainers' Association. The Steelers' athletic training staff was named 2008 Professional Football Athletic Training Staff of the Year by the Professional Football Athletic Training Society (PFATS).

Norwig's career began in 1979 as athletic trainer at Bellefonte (Pa.) High. Norwig then served six years as assistant trainer and health education instructor at Penn State (1980-85). During that time he assisted the San Francisco 49ers at their 1984 training camp. He then became head athletic trainer at Vanderbilt (1986-91) before joining the Steelers.

Norwig earned a bachelor's degree in health and physical education from Penn State in 1979 and a master's in health education in 1984. He is a member of the American College of Sports Medicine, American Orthopedic Society for Sports Medicine and the National Athletic Trainers Association.

Born in Hanover, Pa., Norwig and his wife Emily have three children, daughter Erin (17), and sons Nicholas (14) and Luke (12). The Norwigs live in the North Hills.

Ryan Grove

Assistant Athletic Trainer



Ryan Grove a former athletic training intern for the Steelers, re-joined the team in March 1999 as the club's assistant athletic trainer.

Grove and the rest of the Steelers' athletic training staff were named 2008 Professional Football Athletic Training Staff of the Year by the Professional Football Athletic Training Society (PFATS).

Grove graduated magna cum laude, receiving his bachelor of science degree in athletic training from the University of Pittsburgh in 1993 and a master's degree in athletic training/exercise physiology in 1996.

An Indiana, Pa. native, Grove previously served as an assistant athletic trainer at East Tennessee State University, where he was the head athletic trainer for the school's men's basketball, baseball and tennis teams. He also served as an intern athletic trainer for the Steelers for the 1992-93 seasons and a graduate athletic trainer for the team from 1994-96. In April 1996, Grove worked as the athletic trainer for the Tri-Star Pictures movie Jerry Maguire.

Grove is a member of the Pennsylvania Athletic Trainers' Society, the American College of Sports Medicine and National Athletic Trainers' Association.

Grove and his wife, AnnMarie, reside in Pittsburgh. The couple has one daughter, Samantha Ann (7), and one son, Tyler Ryan (5).



Ariko Iso

Assistant Athletic Trainer



Ariko Iso is in her ninth season as an assistant athletic trainer for the Steelers. The first and only full-time female athletic trainer in the NFL, Iso generated international notoriety when she was announced as the Steelers' assistant athletic trainer. She is responsible for assisting the Steelers' athletic training and medical staff in all areas.

Iso and the rest of the Steelers' athletic training staff were named 2008 Professional Football Athletic Training Staff of the Year by the Professional Football Athletic Training Society (PFATS).

Iso, who spent five seasons as head football athletic trainer at Portland State University, gained NFL experience by working as an intern with the Steelers during the team's 2000 and 2001 training camps.

Iso spent six years at Portland State and was promoted from assistant athletic trainer to associate athletic trainer in 2001. Prior to working with the football team, Iso worked with the Vikings' women's basketball and wrestling teams and the track and field squad.

Iso graduated from Oregon State in 1993 with a bachelor of science and also earned a master's of art from San Jose State in 1995.

Iso is single and resides in Pittsburgh.

Rodgers Freyvogel

Equipment Manager



Rodgers Freyvogel is in his 31st season with the Steelers and his 14th as the team's equipment manager.

Freyvogel oversees all of the purchasing, fitting, customizing, issuing and reconditioning of the Steelers equipment and uniforms.

Freyvogel joined the Steelers as field manager in 1980 and was responsible for the preparation and maintenance of the Steelers' practice fields, while assisting equipment manager Tony Parisi.

Born in Pittsburgh, Freyvogel grew up on Pittsburgh's North Side, where he attended North Catholic High School. He and his wife, Rebecca, currently live in Warrendale and are the parents of two sons, William (11) and Trevor (9).

Rich Baker

Field Manager/Assistant Equipment Manager



Rich Baker is in his 14th season as the Steelers' field manager/assistant equipment manager and his 17th with the team.

He joined the organization in 1994 after a two-year stint as a warehouse sales representative with Frito Lay.

Baker, 43, is responsible for preparing the field for practice and game day, setting up the locker room for both players and coaches and assisting equipment manager Rodgers Freyvogel in the issuing and reconditioning of the players' equipment and uniforms.

Baker majored in elementary education at Indiana University of Pennsylvania.

Born in Pittsburgh, Baker is a native of Homestead and attended Steel Valley High School. He and his wife, Patty, live in Jefferson Hills with their children Jessica, Zach, Tyler and Riley.

Patrick Noone

Field Manager/Assistant Equipment Manager



Patrick Noone is in his first season as the Steelers' field manager/assistant equipment manager and his fifth with the team.

Noone, 26, joined the organization in 2006 as an equipment intern, a position he held for the past four years before being promoted to his current position.

Noone is responsible for preparing the field for practice and game day, setting up the locker room for both players and coaches, and assisting equipment manager Rodgers Freyvogel in the issuing and reconditioning of the players' equipment and uniforms.

Noone graduated from the University of Pittsburgh in 2007 with a degree in history. While at Pitt, he was a student manager for the Panthers' football team from 2002-05.

Noone is single and is a Pittsburgh native.



PLAYERS



Will Allen S

HEIGHT — 6-1
 WEIGHT — 200
 COLLEGE — Ohio State
 BIRTHDATE — June 17, 1982

BIRTHPLACE — Dayton, Ohio
 HOW ACQUIRED — FA '10
 NFL EXPERIENCE — 7th Year

26



PRO

entered the league as Tampa Bay's fourth-round selection (111th overall) in the 2004 NFL Draft...standout special teams performer and experienced defensive back with versatility to contribute at either safety position...played in 84 career regular-season games with 26 starts...also saw action in two playoff games...has totaled 184 career tackles, four interceptions, two fumble recoveries, including one for a touchdown, and seven passes defended...also totaled 63 career tackles, two forced fumbles and two fumble recoveries on special teams...placed on the Reserve/Injured List on November 11, 2009, ending his 2009 season...contributed two tackles and two special teams stops in play-offs...ranked second on the team with a career-high 21 special teams tackles in 2008.

2009 [8-2]: Played in eight games with two starts (vs. N.Y. Giants and at Washington) before being placed on the Reserve/Injured List on November 11...**9/13 vs. Dallas**: Posted one tackle in season opener...**9/20 at Buffalo**: Had three stops and one special teams tackle...**9/27 vs. New York Giants**: Made first start of season and led the secondary with a career-high 13 tackles...**10/4 at Washington**: Recorded one tackle...**10/11 at Philadelphia**: Notched two tackles...**10/18 vs. Carolina**: Saw action in the secondary and on special teams...**10/25 vs. New England**: Saw action in the secondary and on special teams...**11/8 vs. Green Bay**: Tallied one tackle.

2008 [16-0/0-0]: Appeared in all 16 contests on the season...named a special teams' captain...ranked second on the team with a career-high 21 special teams tackles...totaled 11 tackles on defense, including one tackle for loss and one fumble recovery...**9/13 at New Orleans**: Had one special teams stop in season opener...**9/14 vs. Atlanta**: Appeared on special teams...**9/21 at Chicago**: Had one special teams stop...**9/28 vs. Green Bay**: Notched two special teams tackles...**10/5 at Denver**: Posted one tackle and two special teams stops...**10/12 vs. Carolina**: Tallied two tackles and one special teams tackle...**10/19 vs. Seattle**: Tied for the team lead with three special

teams tackles...**10/26 at Dallas**: Saw action on special teams...**11/2 at Kansas City**: Posted one tackle and two special teams tackles...**11/16 vs. Minnesota**: Finished with three tackles, including one tackle for loss and one forced fumble on special teams...**11/23 at Detroit**: Tallied one tackle, one fumble recovery and two special teams tackles...**11/30 vs. New Orleans**: Led team with three special teams tackles...**12/8 at Carolina**: Posted two special teams tackles...**12/28 vs. Oakland**: Tallied three tackles and two special teams tackles.

2007 [15-0/1-0]: Played in 15 games...was inactive against St. Louis...also appeared in lone playoff contest...finished the season with 14 tackles...added 15 special teams stops and two fumble recoveries on special teams...**9/9 at Seattle**: Posted one tackle and one special teams tackle...**9/16 vs. New Orleans**: Had one tackle...**9/30 at Carolina**: Notched two tackles in a reserve role...**10/7 at Indianapolis**: Had one special teams tackle...**10/14 vs. Tennessee**: Posted two special teams tackles...**10/21 at Detroit**: Registered one special teams tackle...**10/28 vs. Jacksonville**: Had one special teams tackle...**11/11 vs. St. Louis**: Was inactive...**11/18 at Atlanta**: Totaled two tackles and two special teams tackles...**11/25 vs. Washington**: Recovered one fumble on special teams...**12/2 at New Orleans**: Had two tackles and two special teams tackles...**12/16 vs. Atlanta**: Tied for the team lead with three special teams tackles...**12/23 San Francisco**: Posted two special teams tackles and saw significant action in the secondary...**12/30 vs. Carolina**: Tallied six tackles and one special teams fumble recovery...**1/6 vs. New York Giants**: Posted two tackles and one special teams stop in the NFC Wild Card game.

2006 [16-16/0-0]: Started all 16 games...ranked sixth on the team with a career-high 83 tackles...finished season with 83 tackles, two passes defended and four special teams tackles...**9/10 vs. Baltimore**: Recorded six tackles in the season opener...**9/17 at Atlanta**: Had six tackles and one special teams tackle...**9/24 vs. Carolina**: Had five tackles, one pass defended and one special teams tackle...**10/8 at New Orleans**: Totaled five tackles, including one tackle for



Will Allen

MEDIA INFORMATION

FOOTBALL STAFF

2010 PLAYERS

2009 IN REVIEW

STEELERS HISTORY

RECORDS

loss and one special teams tackle...**10/15 vs. Cincinnati:** Notched four tackles...**10/22 vs. Philadelphia:** Registered seven tackles...**10/29 at New York Giants:** Had a then season-high eight tackles...**11/13 at Carolina:** Had four tackles...**11/23 at Dallas:** Had a season-high nine tackles...**12/3 at Pittsburgh:** Recorded four tackles...**12/17 at Chicago:** Matched his season-high with nine tackles and one special teams tackle...**12/24 at Cleveland:** Recorded three tackles and one pass defended...**12/31 vs. Seattle:** Had eight tackles, including one tackle for loss.

2005 [13-8-1-0]: Played in 13 games with eight starts...appeared in playoff contest vs. Washington...totaled 51 tackles, three interceptions, three passes defended, two tackles for loss and one fumble recovery...ranked 10th on the team with a then career-high 51 tackles despite missing three contests because of injury...ranked third on the team with three interceptions...ranked eighth on the team with 14 special teams tackles...scored first career touchdown vs. Miami (10/16) returning a QB Gus Frerotte fumble 33 yards for a score...recorded first career multi-interception game with two interceptions of QB Brett Favre at Green Bay (9/25)...**9/11 at Minnesota:** Led team with a career-high four special teams tackles...saw significant action at free safety...**9/18 vs. Buffalo:** Totaled one tackle in first career start at free safety...had one special teams tackle...**9/25 at Green Bay:** Saw significant action at free safety because of injury to starter S Dexter Jackson...recorded first career multi-interception game, picking off QB Brett Favre twice in the fourth quarter...finished contest with four tackles, two passes defended and two special teams tackles...**10/2 vs. Detroit:** Registered seven tackles starting at free safety...**10/9 at New York Jets:** Started at strong safety because of injury to S Jermaine Phillips...finished with five tackles, including one tackle for loss...**10/16 vs. Miami:** Made second consecutive start at strong safety...scored first career touchdown, returning a third quarter QB Gus Frerotte fumble 33 yards for a touchdown...had three tackles and two special teams tackles...**10/30 at San Francisco:** Totaled a career-high 11 tackles starting at free safety...had two special teams tackles against the 49ers...**11/6 vs. Carolina:** Started at free safety...had five tackles...**11/13 vs. Washington:** Had five tackles before leaving the game in the second half because of a knee sprain...**11/20 at Atlanta:** Was inactive...**11/27 vs. Chicago:** Was inactive...**12/4 at New Orleans:** Was inactive...**12/11:** Returned to action seeing significant time in the secondary and on special teams...had one tackle and one special teams

tackle...**1/1 vs. New Orleans:** Posted third interception of the year starting at strong safety...finished regular-season finale against the Saints with eight tackles, one pass defended and one special teams tackle...**1/7 vs. Washington:** Saw action at safety and on special teams in first career playoff game in the NFC Wild Card game...had one special teams tackle.

2004 [16-0-0-0]: Played in all 16 games...totaled four tackles, one interception and two passes defended on the season...ranked seventh on the team with eight special teams tackles...had one forced fumble on special teams...**9/12 at Washington:** Saw significant action on special teams in first NFL game...**9/26 at Oakland:** Had two special teams tackles...had one forced fumble on special teams...**10/10 at New Orleans:** Recorded one special teams tackle...**10/18 at St. Louis:** Had one special teams tackle...**11/7 vs. Kansas City:** Saw first career action at strong safety...had two special teams tackles against the Chiefs...**12/5 vs. Atlanta:** Posted one special teams tackle and one pass defended...**12/12 at San Diego:** Saw significant action on defense because of injury to starter S John Howell...recorded first career interception against the Chargers off QB Drew Brees...**12/19 vs. New Orleans:** Totaled one special teams tackle...had two tackles and one pass defended...**1/2 at Arizona:** Matched his season high with two tackles playing safety.

COLLEGE Played in 50 career games with 14 starts...finished his tenure at Ohio State with 136 career tackles, two sacks, 6.5 tackles for losses for a total of 39 yards, two fumble recoveries, two forced fumbles, nine pass deflections and five interceptions...All-American First-Team selection by The NFL Draft Report and the Football Writers Association in 2003...earned 2003 All-Big Ten Conference First-Team honors...**2003:** started all 13 games at strong safety as a senior, ranking second on the team with a career-high 83 tackles [42 solos]...totaled two interceptions, six passes defended, two forced fumbles and one fumble recovery in his final campaign at OSU...**2002:** played in all 13 games, starting one game at nickel back in 2002...finished with 32 tackles [22 solos] and one sack...intercepted two passes and deflected two others...also recovered one fumble...**2001:** played in all 12 games, mostly on special teams in 2001...recorded 14 tackles (13 solos), one sack, one interception and one pass deflection...**2000:** played in all 12 games on special teams as a freshman...totaled seven solo tackles on the season...majored in communications.

Will Allen

PERSONAL

In the spring of 2006, developed "Quest for Real Life Success"...Quest is an after school program designed to prepare students for life after high school...formulated the Will Allen Foundation in May 2008, which performed charitable work in Tampa and in his hometown of Dayton, Ohio...served as a celebrity escort and model in the Fashion Funds the Cure show to benefit the Pediatric Cancer Foundation in 2008 and 2009...took part in three-day seminars at both the Harvard Business School and the Kellogg School of Management at Northwestern University as part of the NFL's Business Management and Entrepreneurial Program in February and March 2008...spoke to students at Turkey Creek Middle School in Plant City about the importance of physical activity and sound nutrition during a Buccaneers and American Heart Association "What Moves U" fitness rally in January 2008...during the "Buccaneers Day of Giving" in December 2007 and December 2008, joined other players by surprising 30 local needy families with Christmas gifts, and then joined them on a shopping spree to a local department store...escorted cancer survivors during the SAKS Fifth Avenue "Key to the Cure" Fashion Show to benefit the H. Lee Moffitt Cancer Center & Research Institute in October 2007...in 2006, was on hand with several teammates to help

collect toys for the Metropolitan Ministries annual toy drive by signing autographs at the Metropolitan Ministries Holiday Tent in exchange for the donation of a new, unwrapped toy...visited children in the University Community Hospital Pediatric Care Center to sign Buccaneers pennants for them for the holidays in 2005...in October 2005, teamed up with several teammates, the Home Depot and the United Way of Tampa Bay to landscape the front of Potter Elementary School in Tampa as part of the NFL/United Way Hometown Huddle in an effort to inspire volunteerism throughout the community...joined several teammates at the North Shore Retirement Home in 2004 to sing holiday tunes and pass out Buccaneer pennants...as part of Thanksgiving 2004, stuffed and distributed food baskets at Metropolitan Ministries Holiday Food Tent...made an appearance at the North Tampa Boys & Girls Club with other members of the Buccaneers Rookie Club to run the Gatorade Youth Football Clinic during the 2004 season...has two younger brothers who played college football; Steve is a junior at Army and Chris played at Ball State 2003-2006...attended Wayne (Huber Heights, OH) High School, earning Associated Press Division I All-Ohio, Super Prep All-Midwest and Rivals.com Top 100 honors...also played baseball and ran track...son of Keith and Monica Allen...Full name: Will Allen.

Allen's 2009 Game-by-Game Statistics

Date	Opponent	GP	GS	T	AT	TOT	Sacks	Yds	Int	PD	FF	FR
9/13	DALLAS	1	0	0	0	0	0.0	0.0	0/0	0	0	0
9/20	at Buffalo	1	0	1	3	4	0.0	0.0	0/0	0	0	0
9/27	NEW YORK GIANTS	1	1	9	1	10	0.0	0.0	0/0	0	0	0
10/4	at Washington	1	1	1	0	1	0.0	0.0	0/0	1	0	0
10/11	at Philadelphia	1	0	2	0	2	0.0	0.0	0/0	0	0	0
10/18	CAROLINA	1	0	0	0	0	0.0	0.0	0/0	0	0	0
10/25	NEW ENGLAND	1	0	0	0	0	0.0	0.0	0/0	0	0	0
11/8	GREEN BAY	1	0	3	0	3	0.0	0.0	0/0	0	0	0
11/15	at Miami						RESERVE/INJURED					
11/22	NEW ORLEANS						RESERVE/INJURED					
11/29	at Atlanta						RESERVE/INJURED					
12/6	at Carolina						RESERVE/INJURED					
12/13	NEW YORK JETS						RESERVE/INJURED					
12/20	at Seattle						RESERVE/INJURED					
12/27	at New Orleans						RESERVE/INJURED					
1/3	ATLANTA						RESERVE/INJURED					
SEASON TOTALS		8	2	16	4	20	0.0	0.0	0/0	1	0	0

Allen's 2008 Game-by-Game Statistics

Date	Opponent	GP	GS	T	AT	TOT	Sacks	Yds	Int/Yds	PD	FF	FR
9/7	at New Orleans	1	0	1	0	1	0.0	0.0	0/0	0	0	0
9/14	ATLANTA	1	0	0	0	0	0.0	0.0	0/0	0	0	0
9/21	at Chicago	1	0	1	0	1	0.0	0.0	0/0	0	0	0
9/28	GREEN BAY	1	0	2	0	2	0.0	0.0	0/0	0	0	0
10/5	at Denver	1	0	1	0	1	0.0	0.0	0/0	0	0	0
10/12	CAROLINA	1	0	0	1	1	0.0	0.0	0/0	0	0	0
10/19	SEATTLE	1	0	1	0	1	0.0	0.0	0/0	0	0	0
10/26	NEW YORK GIANTS	1	0	0	0	0	0.0	0.0	0/0	0	0	0
11/2	at Kansas City	1	0	3	0	3	0.0	0.0	0/0	0	0	0
11/16	MINNESOTA	1	0	0	1	0	0.0	0.0	0/0	0	0	0



Will Allen

MEDIA INFORMATION

FOOTBALL STAFF

2010 PLAYERS

2009 IN REVIEW

STEELERS HISTORY

RECORDS

Allen's 2008 Game-by-Game Statistics (Continued)

Date	Opponent	GP	GS	T	AT	TOT	Sacks	Yds	Int/Yds	PD	FF	FR
11/23	at Detroit	1	0	1	0	3	0.0	0.0	0/0	0	0	0
11/30	NEW ORLEANS	1	0	1	2	1	0.0	0.0	0/0	0	0	0
12/8	at Carolina	1	0	0	0	2	0.0	0.0	0/0	0	0	0
12/14	at Baltimore	1	0	1	0	0	0.0	0.0	0/0	0	0	0
12/21	SAN DIEGO	1	0	0	0	0	0.0	0.0	0/0	0	0	0
12/28	OAKLAND	1	0	2	1	3	0.0	0.0	0/0	0	0	0
SEASON TOTALS		16	0	14	5	19	0.0	0.0	0/0	0	0	0

Allen's 2007 Game-by-Game Statistics

Date	Opponent	GP	GS	T	AT	TOT	Sacks	Yds	Int	PD	FF	FR
9/9	at Seattle	1	0	1	1	2	0.0	0.0	0/0	0	0	0
9/16	NEW ORLEANS	1	0	1	0	1	0.0	0.0	0/0	0	0	0
9/23	ST. LOUIS						INACTIVE					
9/30	at Arizona	1	0	0	0	1	0.0	0.0	0/0	0	0	0
10/7	at Indianapolis	1	0	1	0	0	0.0	0.0	0/0	0	0	0
10/21	at Detroit	1	0	0	0	1	0.0	0.0	0/0	0	0	0
10/28	at Cincinnati	1	0	1	0	0	0.0	0.0	0/0	0	0	0
11/5	BALTIMORE	1	0	0	0	0	0.0	0.0	0/0	0	0	0
11/11	CLEVELAND	1	0	0	0	0	0.0	0.0	0/0	0	0	0
11/18	at Atlanta	1	0	3	0	3	0.0	0.0	0/0	0	0	0
11/26	WASHINGTON	1	0	0	0	0	0.0	0.0	0/0	0	0	0
12/2	at New Orleans	1	0	2	0	2	0.0	0.0	0/0	0	0	0
12/9	at Houston	1	0	0	0	0	0.0	0.0	0/0	0	0	0
12/16	ATLANTA	1	0	3	0	3	0.0	0.0	0/0	0	0	0
12/23	at SAN FRANCISCO	1	0	2	0	2	0.0	0.0	0/0	0	0	0
12/30	CAROLINA	1	0	4	1	5	0.0	0.0	0/0	0	0	0
SEASON TOTALS		15	0	18	2	20	0.0	0.0	0/0	0	0	0

POSTSEASON

1/6	NEW YORK GIANTS	1	0	0	2	2	0.0	0.0	0/0	0	0	0
POSTSEASON TOTALS		1	0	0	2	2	0.0	0.0	0/0	0	0	0

Allen's 2006 Game-by-Game Statistics

Date	Opponent	GP	GS	T	AT	TOT	Sacks	Yds	Int	PD	FF	FR
9/20	BALTIMORE	1	1	4	2	6	0.0	0.0	0/0	0	0	0
9/17	at Atlanta	1	1	6	1	7	0.0	0.0	0/0	0	0	0
9/24	CAROLINA	1	1	3	4	7	0.0	0.0	0/0	1	0	0
10/8	at New Orleans	1	1	2	0	2	0.0	0.0	0/0	0	0	0
10/15	CINCINNATI	1	1	2	2	4	0.0	0.0	0/0	0	0	0
10/22	PHILADELPHIA	1	1	5	3	8	0.0	0.0	0/0	0	0	0
10/29	at New York Giants	1	1	3	2	5	0.0	0.0	0/0	0	0	0
11/5	NEW ORLEANS	1	1	1	1	2	0.0	0.0	0/0	0	0	0
11/13	at Carolina	1	1	4	0	4	0.0	0.0	0/0	0	0	0
11/19	WASHINGTON	1	1	2	1	3	0.0	0.0	0/0	0	0	0
11/23	at Dallas	1	1	7	1	8	0.0	0.0	0/0	0	0	0
12/3	at Pittsburgh	1	1	1	1	2	0.0	0.0	0/0	0	0	0
12/10	ATLANTA	1	1	2	0	2	0.0	0.0	0/0	0	0	0
12/17	at Chicago	1	1	7	2	9	0.0	0.0	0/0	0	0	0
12/24	at Cleveland	1	1	2	0	2	0.0	0.0	0/0	0	0	0
12/31	SEATTLE	1	1	5	1	6	0.0	0.0	0/0	0	0	0
SEASON TOTALS		16	16	56	21	77	0.0	0.0	0/0	1	0	0

Allen's 2005 Game-by-Game Statistics

Date	Opponent	GP	GS	T	AT	TOT	Sacks	Yds	Int	PD	FF	FR
9/11	at Minnesota	1	0	3	0	3	0.0	0.0	0/0	0	0	0
9/18	BUFFALO	1	1	2	0	2	0.0	0.0	0/0	0	0	0
9/25	at Green Bay	1	0	2	2	4	0.0	0.0	2/26	2	0	0
10/2	DETROIT	1	1	6	1	7	0.0	0.0	0/0	1	0	0
10/9	at New York Jets	1	1	3	2	5	0.0	0.0	0/0	0	0	0
10/16	MIAMI	1	1	2	2	4	0.0	0.0	0/0	0	0	0
10/30	at San Francisco	1	1	6	1	7	0.0	0.0	0/0	0	0	0
11/6	CAROLINA	1	1	1	0	1	0.0	0.0	0/0	0	0	0
11/13	WASHINGTON	1	1	1	2	3	0.0	0.0	0/0	0	0	0
11/20	at Atlanta	1	0	0	0	0	0.0	0.0	0/0	0	0	0

2010 PLAYERS

Will Allen

Allen's 2005 Game-by-Game Statistics (Continued)

Date	Opponent	GP	GS	T	AT	TOT	Sacks	Yds	Int/Yds	PD	FF	FR
11/27	CHICAGO	0	0	0	0	0	0.0	0.0	0/0	0	0	0
12/4	at New Orleans	0	0	0	0	0	0.0	0.0	0/0	0	0	0
12/11	at Carolina	0	0	1	1	2	0.0	0.0	0/0	1	0	0
12/17	at New England	1	0	0	1	1	0.0	0.0	0/0	0	0	0
12/24	ATLANTA	1	0	1	0	1	0.0	0.0	0/0	0	0	0
1/1	NEW ORLEANS	1	1	6	2	8	0.0	0.0	1/0	1	0	0
SEASON TOTALS		13	8	34	14	48	0.0	0.0	3/26	4	0	0

POSTSEASON

Date	Opponent	GP	GS	T	AT	TOT	Sacks	Yds	Int/Yds	PD	FF	FR
1/7	WASHINGTON	1	0	0	0	0	0.0	0.0	0/0	0	0	0
POSTSEASON TOTALS		1	0	0	0	0	0.0	0.0	0/0	0	0	0

Allen's 2004 Game-by-Game Statistics

Date	Opponent	GP	GS	T	AT	TOT	Sacks	Yds	Int	PD	FF	FR
9/12	at Washington	1	0	0	0	0	0.0	0.0	0/0	0	0	0
9/19	SEATTLE	1	0	0	0	0	0.0	0.0	0/0	0	0	0
9/26	at Oakland	1	0	1	0	1	0.0	0.0	0/0	0	1	0
10/3	Denver	1	0	0	0	0	0.0	0.0	0/0	0	0	0
10/10	at New Orleans	1	0	1	0	1	0.0	0.0	0/0	0	0	0
10/18	at St. Louis	1	0	0	0	1	0.0	0.0	0/0	0	0	0
10/24	CHICAGO	1	0	0	0	0	0.0	0.0	0/0	0	0	0
11/7	KANSAS CITY	1	0	4	0	4	0.0	0.0	0/0	0	0	0
11/14	at Atlanta	1	0	0	0	0	0.0	0.0	0/0	0	0	0
11/21	SAN FRANCISCO	1	0	0	0	0	0.0	0.0	0/0	0	0	0
11/28	at Carolina	1	0	0	0	0	0.0	0.0	0/0	0	0	0
12/5	ATLANTA	1	0	1	0	1	0.0	0.0	0/0	1	0	0
12/12	at San Diego	1	0	1	1	2	0.0	0.0	1/0	1	0	0
12/19	NEW ORLEANS	1	0	0	0	0	0.0	0.0	0/0	0	0	0
12/26	CAROLINA	1	0	1	1	1	0.0	0.0	0/0	0	0	0
1/2	at Arizona	1	0	1	0	1	0.0	0.0	0/0	0	0	0
SEASON TOTALS		16	0	10	2	12	0.0	0.0	1/0	2	1	0

Allen's Career Statistics

REGULAR SEASON

Year	Team	GP	GS	T	AT	TOT	Sacks	Yds	Int	PD	FF	FR
2004	Tampa Bay	16	0	10	2	12	0.0	0.0	1/0	2	1	0
2005	Tampa Bay	13	8	34	14	48	0.0	0.0	3/26	4	0	0
2006	Tampa Bay	16	16	56	21	77	0.0	0.0	0/0	1	0	0
2007	Tampa Bay	15	0	18	2	20	0.0	0.0	0/0	0	0	0
2008	Tampa Bay	16	0	14	5	19	0.0	0.0	0/0	0	0	0
2009	Tampa Bay	8	2	16	4	20	0.0	0.0	0/0	1	0	0
NFL Totals		84	26	148	48	196	0.0	0.0	4/26	8	2	0

POSTSEASON

Year	Team	GP	GS	T	AT	TOT	Sacks	Yds	Int	PD	FF	FR
2005	Tampa Bay	1	0	0	0	0	0.0	0.0	0/0	0	0	0
2007	Tampa Bay	1	0	0	2	2	0.0	0.0	0/0	0	0	0
NFL Totals		2	0	0	2	2	0.0	0.0	0/0	0	0	0



Patrick Bailey **LB**

HEIGHT — 6-4
WEIGHT — 235
COLLEGE — Duke
BIRTHDATE — Nov. 19, 1985

BIRTHPLACE — Elmdorf, Texas
HOW ACQUIRED — FA'08
NFL EXPERIENCE — 3rd Year

55



PRO

(28-0/3-0): Signed as a rookie free agent by the Steelers on April 28, 2008...

made an immediate impact on the Steelers' special teams as a rookie and was named the recipient of the team's Joe Greene Great Performance Award, given annually to the Steelers' top rookie...finished third (tied) on the team with 12 special teams tackles as a rookie.

2009 (16-0): Played in all 16 regular-season games for the first time in his career...posted 11 special teams tackles, ranking sixth on the team...**9/10 vs. Tennessee:** Played in his 11th consecutive game as a contributor on special teams...**9/20 at Chicago:** Played in his 12th consecutive game...had one solo tackle on special teams...**9/27 at Cincinnati:** Played in his 13th consecutive game as a contributor on special teams...**10/4 vs. San Diego:** Played in his 14th consecutive game as a contributor on special teams...**10/11 at Detroit:** Played in his 15th consecutive game as a contributor on special teams...**10/18 vs. Cleveland:** Played in his 16th consecutive game as a contributor on special teams...**10/25 vs. Minnesota:** Played in his 17th consecutive game as a contributor on special teams...recorded one tackle on special teams...**11/9 at Denver:** Played in his 18th consecutive game as a contributor on special teams...**11/15 vs. Cincinnati:** Played in his 19th consecutive game as a contributor on special teams...recorded one assisted tackle on special teams...**11/22 at Kansas City:** Played in his 20th consecutive game as a contributor on special teams...**11/29 at Baltimore:** Played in his 21st consecutive game as a contributor on special teams...recorded two solo tackles on special teams...**12/6 vs. Oakland:** Played in his 22nd consecutive game as a contributor on special teams...**12/10 at Cleveland:** Played in his 23rd consecutive game as a contributor on special teams...recorded one solo tackle on special teams...**12/20 vs. Green Bay:** Played in his 24th consecutive game as a contributor on special teams...recorded one solo tackle on special teams...**12/29 vs. Baltimore:** Played in his 25th consecutive game as a contributor on special teams...recorded one solo tackle on special

teams...**1/3 at Miami:** Played in his 26th consecutive game as a contributor on special teams...recorded one solo tackle on special teams.

2008 (12-0/3-0): Played in 12 regular-season games as a valuable contributor on special teams...winner of the Joe Greene Great Performance Award as Steelers' Rookie of the Year...finished third (tied) on the team with 12 tackles on special teams...made NFL debut on Sept. 21 at Philadelphia and had one assisted tackle on special teams...played in all three postseason games...had one solo special teams tackle in the Super Bowl XLIII victory over the Arizona Cardinals...signed to the Steelers' practice squad following training camp...**9/20:** Signed by the Steelers to the 53-man active roster...**9/21 at Philadelphia:** Made his NFL debut and recorded one assisted tackle on special teams...**9/29 vs. Baltimore:** Played in his second straight game and recorded two solo tackles on special teams...**10/4:** Released by Steelers...**10/6:** Re-signed to the practice squad...**10/25:** Re-signed by the Steelers to the 53-man active roster...**10/26 vs. New York Giants:** Played in his third career game as a contributor on special teams...**11/3 at Washington:** Played in his second consecutive game...had one solo tackle on special teams...**11/9 vs. Indianapolis:** Played in his third consecutive game...recorded two solo tackles on special teams...**11/16 vs. San Diego:** Played in his fourth consecutive game...had one assisted tackle on special teams...**11/20 vs. Cincinnati:** Played in his fifth consecutive game...had one assisted tackle on special teams...**11/30 at New England:** Played in his sixth consecutive game...recorded one solo tackle on special teams...**12/7 vs. Dallas:** Played in his seventh consecutive game...had one assisted tackle on special teams...**12/14 at Baltimore:** Played in his eighth consecutive game...had two solo tackles on special teams...**12/21 at Tennessee:** Played in his ninth consecutive game as a contributor on special teams...**12/28 vs. Cleveland:** Played in his 10th consecutive game...had one assisted tackle...**AFC Divisional Game 1/11 vs. San Diego:** Made his NFL playoff debut as a contributor on special teams...**AFC Championship Game 1/18 vs. Baltimore:** Played in his second consecutive postseason game as a con-

Patrick Bailey

tributor on special teams...**Super Bowl XLIII 2/1 vs. Arizona:** Played in his third consecutive postseason game...had one solo tackle on special teams.

COLLEGE

Played in 36 career games for Duke with 26 starts...finished his career with 191 tackles, 24.5 tackles for loss, 8.5 sacks, one interception, one fumble recovery and four forced fumbles...played in a college system similar to the defensive scheme used by the Steelers. **2007:** Played and started in six games for Duke...suffered a season-ending knee injury against Wake Forest...finished the season with 37 tackles (21 solos), seven tackles for loss, 4.5 sacks, a forced fumble and four QB hurries...recorded a career-high 12 tackles at Northwestern...notched two sacks at Miami. **2006:** Started all 12 games...received Duke's co-Most Outstanding Defensive Player honors along with Michael Tauiliili...finished third on the team in tackles with 77...led Duke in sacks (3.5) and quarterback pressures (5) while ranking second in tackles for loss (12.5)...returned the first interception of his career 21 yards

for a touchdown in the regular-season finale against North Carolina...Academic All-District and Academic All-ACC selection. **2005:** Started the first eight games at linebacker before suffering a season-ending foot injury against Florida State...finished fourth on the team with 52 total tackles...added two tackles for loss and three caused fumbles...named to the ACC All-Academic Team. **2004:** Saw action in 10 games...finished the year with 25 tackles and three tackles for loss.

PERSONAL

Two-year letterman at Alamo Heights...team posted a 13-2 record in 2003, advancing to the state playoff semifinals...earned first-team all-district honors as a tight end, defensive end and punter...all-city and honorable mention all-state honoree as a defensive end...finalist for city defensive player of the year...as a senior, recorded 126 tackles, 13 tackles for loss and six sacks while catching 26 passes for three touchdowns...also competed in track and field...member of the National Honor Society and Spanish Honor Society...son of Mickey and Linda Bailey...Full name: Patrick Bailey.

Bailey's 2009 Game-by-Game Statistics

Date	Opponent	GP	GS	T	AT	TOT	Sacks	Yds	Int	PD	FF	FR
9/10	TENNESSEE	1	0	0	0	0	0.0	0.0	0/0	0	0	0
9/20	at Chicago	1	0	0	0	0	0.0	0.0	0/0	0	0	0
9/27	at Cincinnati	1	0	0	0	0	0.0	0.0	0/0	0	0	0
10/4	SAN DIEGO	1	0	0	0	0	0.0	0.0	0/0	0	0	0
10/11	at Detroit	1	0	0	0	0	0.0	0.0	0/0	0	0	0
10/18	CLEVELAND	1	0	0	0	0	0.0	0.0	0/0	0	0	0
10/25	MINNESOTA	1	0	0	0	0	0.0	0.0	0/0	0	0	0
11/9	at Denver	1	0	0	0	0	0.0	0.0	0/0	0	0	0
11/15	CINCINNATI	1	0	0	0	0	0.0	0.0	0/0	0	0	0
11/22	at Kansas City	1	0	0	0	0	0.0	0.0	0/0	0	0	0
11/29	at Baltimore	1	0	0	0	0	0.0	0.0	0/0	0	0	0
12/6	OAKLAND	1	0	0	0	0	0.0	0.0	0/0	0	0	0
12/10	at Cleveland	1	0	0	0	0	0.0	0.0	0/0	0	0	0
12/20	GREEN BAY	1	0	0	0	0	0.0	0.0	0/0	0	0	0
12/27	BALTIMORE	1	0	0	0	0	0.0	0.0	0/0	0	0	0
1/3	at Miami	1	0	0	0	0	0.0	0.0	0/0	0	0	0
SEASON TOTALS		16	0	0	0	0	0.0	0.0	0/0	0	0	0

Bailey's 2008 Game-by-Game Statistics

Date	Opponent	GP	GS	T	AT	TOT	Sacks	Yds	Int	PD	FF	FR
9/7	HOUSTON											
9/14	at Cleveland											
9/21	at Philadelphia	1	0	0	0	0	0.0	0.0	0/0	0	0	0
9/29	BALTIMORE	1	0	0	0	0	0.0	0.0	0/0	0	0	0
10/5	at Jacksonville											
10/19	at Cincinnati											
10/26	NEW YORK GIANTS	1	0	0	0	0	0.0	0.0	0/0	0	0	0
11/3	at Washington	1	0	0	0	0	0.0	0.0	0/0	0	0	0
11/9	INDIANAPOLIS	1	0	0	0	0	0.0	0.0	0/0	0	0	0
11/16	SAN DIEGO	1	0	0	0	0	0.0	0.0	0/0	0	0	0
11/20	CINCINNATI	1	0	0	0	0	0.0	0.0	0/0	0	0	0
11/30	at New England	1	0	0	0	0	0.0	0.0	0/0	0	0	0
12/7	DALLAS	1	0	0	0	0	0.0	0.0	0/0	0	0	0
12/14	at Baltimore	1	0	0	0	0	0.0	0.0	0/0	0	0	0



Patrick Bailey

MEDIA INFORMATION

FOOTBALL STAFF

2010 PLAYERS

2009 IN REVIEW

STEELERS HISTORY

RECORDS

Bailey's 2008 Game-by-Game Statistics (Continued)

Date	Opponent	GP	GS	T	AT	TOT	Sacks	Yds	Int	PD	FF	FR
12/21	at Tennessee	1	0	0	0	0	0.0	0.0	0/0	0	0	0
12/28	CLEVELAND	1	0	0	1	1	0.0	0.0	0/0	0	0	0
SEASON TOTALS		12	0	0	1	1	0.0	0.0	0/0	0	0	0

POSTSEASON

1/11	SAN DIEGO	1	0	0	0	0	0.0	0.0	0/0	0	0	0
1/18	BALTIMORE	1	0	0	0	0	0.0	0.0	0/0	0	0	0
2/1	vs. Arizona	1	0	0	0	0	0.0	0.0	0/0	0	0	0
POSTSEASON TOTALS		3	0	0	0	0	0.0	0.0	0/0	0	0	0

Bailey's Career Statistics**REGULAR SEASON**

Year	Team	GP	GS	T	AT	TOT	Sacks	Yds	Int	PD	FF	FR
2008	Pittsburgh	12	0	0	1	1	0.0	0.0	0/0	0	0	0
2009	Pittsburgh	16	0	0	0	0	0.0	0.0	0.0	0	0	0
NFL Totals		28	0	0	1	1	0.0	0.0	0/0	0	0	0

Career Special Teams Tackles (24): 12 in 2008 and 12 in '09.

POSTSEASON

Year	Team	GP	GS	T	AT	TOT	Sacks	Yds	Int/Yds	PD	FF	FR
2008	Pittsburgh	3	0	0	0	0	0.0	0.0	0/0	0	0	0
NFL Totals		3	0	0	0	0	0.0	0.0	0/0	0	0	0

Postseason Special Teams Tackles (1): 1 in 2008.

Charlie Batch QB

HEIGHT — 6-2
 WEIGHT — 216
 COLLEGE — Eastern Michigan
 BIRTHDATE — Dec. 5, 1974

BIRTHPLACE — Homestead, Pa.
 HOW ACQUIRED — FA-'02
 NFL EXPERIENCE — 13th Year

**PRO**

(71-50/0-0): Re-signed a two-year contract with the Steelers on March, 26, 2010...originally

drafted by the Detroit Lions in the second round (60th overall) of the 1998 NFL Draft...signed with the Steelers June 17, 2002...returned to his hometown, Pittsburgh, after spending the first four years of his career with the Detroit Lions...missed the entire 2008 season with a broken collarbone...was placed on the Reserve/Injured List on August 30, 2008...missed entire 2004 season with a leg injury...was placed on Reserve/Injured List on August 13 2004...has started three games for the Steelers in his eight years with the team...started 46 of the 48 games he played in with the Lions.

2009 (1-0): Played in one regular-season game filling in for Ben Roethlisberger...was inactive for the rest of the season after suffering a wrist injury during the Kansas City game...**9/10 vs. Tennessee:** Dressed but did not play as Ben Roethlisberger's backup...**9/20 at Chicago:** Dressed but did not play as Roethlisberger's backup...**9/27 at Cincinnati:** Dressed but did not play as Roethlisberger's backup...**10/4 vs. San Diego:** Dressed

but did not play as Roethlisberger's backup...**10/11 at Detroit:** Dressed but did not play as Roethlisberger's backup...**10/18 vs. Cleveland:** Dressed but did not play as Roethlisberger's backup...**10/25 vs. Minnesota:** Dressed but did not play as Roethlisberger's backup...**11/9 at Denver:** Dressed but did not play as Roethlisberger's backup...**11/15 vs. Cincinnati:** Dressed but did not play as Roethlisberger's backup...**11/22 at Kansas City:** Played in his first game of the season and filled in for the injured Roethlisberger in the fourth quarter...completed 1-of-2 passes for 17 yards before leaving with a wrist injury in OT...**11/29 at Baltimore:** Was inactive due to a wrist injury...**12/6 vs. Oakland:** Was inactive due to a wrist injury...**12/10 at Cleveland:** Served as third QB...**12/20 vs. Green Bay:** Served as third QB...**12/27 vs. Baltimore:** Served as third QB...**1/3 at Miami:** Served as third QB.

2008 (0-0): Missed the entire season due to a broken collarbone suffered on a rushing attempt in the pre-season opener against the Philadelphia Eagles...**8/30:** Placed on the Reserve/Injured List.

2007 (7-1/0-0): Started the season finale against Baltimore in place of Ben Roethlisberger...made six

Charlie Batch

other appearances in relief of Roethlisberger...surpassed 10,000 career passing yards [10,033] with his 218 yards against Baltimore...threw both of his touchdown passes against the Ravens...**9/9 at Cleveland:** Saw action in the fourth quarter, but did not attempt a pass...**9/16 vs. Buffalo:** Replaced Roethlisberger on the last possession of the game and did not attempt a pass...**9/23 vs. San Francisco:** Came in at quarterback for the last possession of the game and took the final kneel...**9/30 at Arizona:** Dressed as Roethlisberger's backup but did not play...**10/7 vs. Seattle:** Replaced Roethlisberger for the last possession of the game and took a knee twice for a loss of one yard, but did not register a pass...**10/21 at Denver:** Dressed as Roethlisberger's backup but did not play...**10/28 at Cincinnati:** Dressed as Roethlisberger's backup but did not play...**11/5 vs. Baltimore:** Relieved Roethlisberger in the third and fourth quarter...connected on one of his five pass attempts for 14 yards and threw one interception...**11/11 vs. Cleveland:** Dressed as Roethlisberger's backup but did not play...**11/18 at New York Jets:** Dressed as Roethlisberger's backup but did not play...**11/26 vs. Miami:** Dressed as Roethlisberger's backup but did not play...**12/2 vs. Cincinnati:** Dressed as Roethlisberger's backup but did not play...**12/9 at New England:** Dressed as Roethlisberger's backup but did not play...**12/16 vs. Jacksonville:** Dressed as Roethlisberger's backup but did not play...**12/20 at St. Louis:** Relieved Roethlisberger on the last possession of the game...**12/30 at Baltimore:** Made his 50th start, while playing in his 70th career game...finished 16-of-31 for 218 yards with two TDs and two interceptions [69.0 passing rating]...eclipsed 10,000 career passing yards [10,033]...**AFC Wild Card Game 1/5 vs. Jacksonville:** Dressed as Roethlisberger's backup but did not play.

2006 [8-1]: Started the opener for the Steelers in place of the injured Ben Roethlisberger...saw action in a total of eight games, his most in a Pittsburgh uniform...upped his record as a Steelers' starter to 3-0 with the season-opening victory...tossed a career-high-tying three touchdowns in the opener...**9/7 vs. Miami:** Started for the third time as a Steeler, 49th of his career...completed 15-of-25 passes for 209 yards and tied a career high with three touchdowns...finished with a passer rating of 126.5...threw three touchdowns for the first time since 2001 (Nov. 18 at Arizona)...also was his first multi-touchdown game as a Steeler...hooked up with Heath Miller for an 87-yard TD strike, the longest touchdown score at Heinz Field...87-yard TD play was the longest touchdown play for the Steelers since Kordell Stewart hit Bobby Shaw for a 90-yard touchdown (Dec. 16,

2001)...126.5 passer rating was the third-highest in his career (149.6, Oct. 15, 1998 vs. Green Bay; 131.6, Nov. 15 vs. Chicago) and his first 100-plus rating since Oct. 14, 2001, at Minnesota [124.5]...also rushed for 20 yards on seven carries (2.9 avg.), including a 12-yard long run for a first down...**9/18 at Jacksonville:** Dressed as Roethlisberger's backup but did not play...**9/24 vs. Cincinnati:** Dressed as Roethlisberger's backup...**10/8 at San Diego:** Dressed as backup but did not play...**10/15 vs. Kansas City:** Saw action in the fourth quarter...completed his only pass for six yards...**10/22 at Atlanta:** Saw action after Roethlisberger left game with an injury...completed 8-of-13 passes for 195 yards (15.0-yards per attempt) and two TDs for a 145.0 passer rating...hooked up with Hines Ward for two touchdowns, including a 70-yard strike in the third quarter...also connected with Ward for a 17-yard touchdown that tied the game, 38-38, late in the fourth quarter...**10/29 at Oakland:** Dressed as Roethlisberger's backup but did not play...**11/5 vs. Denver:** Dressed but did not play...**11/12 vs. New Orleans:** Dressed but did not play...**11/19 at Cleveland:** Dressed but did not play...**11/26 at Baltimore:** Saw action on one play and completed a screen pass for 10 yards...**12/3 vs. Tampa Bay:** Played but did not attempt a pass...**12/7 vs. Cleveland:** Saw action late in the fourth quarter but did not throw a pass...**12/17 at Carolina:** Saw action in the fourth quarter...completed 2-of-2 passes for 23 yards with a long of 15...connected with John Kuhn for 15 yards on third-and-nine to set up a Steelers' field goal...**12/24 vs. Baltimore:** Saw action in the fourth quarter...completed 4-of-11 passes for 49 yards with a long of 24...**12/31 at Cincinnati:** Dressed but did not play.

2005 [4-2/0-0]: Made his first two career starts with the Steelers while playing in four games total...served as the backup to Ben Roethlisberger for the second half of the season after beginning the year as the No. 3 quarterback...finished the year 23-of-36 for 246 yards with one touchdown and one interception for a passer-rating of 81.5...was released the day before the team's season opener versus Tennessee (9/11)...re-signed with the team on Monday, 9/12...**9/18 at Houston:** Served as the team's third quarterback and did not play...**9/25 vs. New England:** Was the team's third quarterback and did not play...**10/10 at San Diego:** Played in the final series after Roethlisberger injured his knee...did not throw a pass...**10/16 vs. Jacksonville:** Dressed as Tommy Maddox's backup but did not play...**10/23 at Cincinnati:** Dressed as Roethlisberger's backup but did not play...**10/31 vs. Baltimore:** Dressed as Roethlisberger's backup but did not play...**11/6 at Green Bay:** Started at quarterback for the first time since 2001...completed 9-of-16 pass-



Charlie Batch

es for 65 yards and a quarterback rating of 39.8...also had one interception...had eight carries for 14 yards, including a 10-yard scramble for a first down...**11/13 vs. Cleveland:** Started for the second straight game and for the first time as a Steeler in Pittsburgh...completed 13-of-19 passes for 150 yards for a quarterback rating of 92.0...also ran three times for 16 yards (5.3 avg.), including a one-yard touchdown plunge with time running out in the first half...hit Hines Ward late in the second quarter with a 15-yard reception that made Ward the Steelers' all-time reception leader, passing John Stallworth...left the game after the first half with an injury on his throwing hand...**11/20 at Baltimore:** Did not play due to an injury to his throwing hand...**11/28 at Indianapolis:** Was inactive...**12/4 vs. Cincinnati:** Was the team's designated third quarterback...**12/11 vs. Chicago:** Dressed as Roethlisberger's backup but did not play...**12/18 at Minnesota:** Dressed as backup but did not play...**12/24 at Cleveland:** Saw action in the second half...only pass was a 31-yard touchdown to Quincy Morgan, his 50th career TD pass and first of the season...finished with a perfect passer rating of 158.3...**1/1 vs. Detroit:** Dressed as a backup but did not play...**AFC Wild Card Game 1/8 at Cincinnati:** Dressed as backup but did not play...**AFC Divisional Game 1/15 at Indianapolis:** Dressed as Roethlisberger's backup but did not play...**AFC Championship Game 1/22 at Denver:** Dressed as a backup but did not play...**Super Bowl XL 2/5 vs. Seattle:** Dressed as Roethlisberger's backup but did not play.

2004 (IR): Participated briefly at training camp before he was placed on Reserve/Injured List due to a leg injury and was out for the entire season.

2003 (3-0): Served as the Steelers' backup quarterback...**9/7 vs. Baltimore:** Replaced Tommy Maddox in the fourth quarter but did not attempt a pass...**Cleveland 10/5:** Saw his first action in four weeks...replaced Maddox in the fourth quarter...completed 3-of-6 passes for 25 yards...also had one run of 11 yards...**11/30 vs. Cincinnati:** Made his first appearance since Nov. 5 near end of first half for injured Maddox...completed first pass for 22 yards to Plaxico Burress.

2002 (0-0/0-0): Entered the 2002 season as the Steelers' third quarterback...served as the third quarterback for all but one regular season game and both postseason contests...**11/24 vs. Cincinnati:** Served as the team's backup quarterback but did not play.

2001 (10-9): Fourth year as Lions' starting quarterback...missed the final five games while on the Reserve/Injured List...finished the season with 2,392 yards passing and 12 TDs...set new career single-game highs with

436 yards passing and 36 completions at Arizona on November 18...**9/9 at Green Bay:** Completed 20-of-39 passes for 276 yards...**9/23 at Cleveland:** Did not play...**10/8 vs. St. Louis:** Was back in action in the second half and completed 11-of-16 passes for 113 yards...**10/14 at Minnesota:** Started and set then career highs in completions (31) and passing yards (345), and tied his career high for touchdown passes with three...**10/21 vs. Tennessee:** Registered second consecutive 300-yard passing game (second of career) and second consecutive game throwing three touchdown passes (fifth of career)...**10/28 vs. Cincinnati:** Completed 20-of-35 passes for 239 yards and two touchdowns...**11/11 vs. Tampa Bay:** Completed 21-of-39 passes for his second 239-yard passing game of the season and a touchdown...**11/18 at Arizona:** Shattered career highs and team records in several passing categories with his first career 400-yard game, including yards (436), attempts (62) and completions (36), and also tied a career high with three touchdown passes...surpassed Bill Munson (8,461) and Milt Plum (8,536) for sixth place on the Lions' all-time career passing yards list (8,684)...**12/2 at Chicago:** Passed the 9,000-yard career passing mark before leaving the game with a separated shoulder...completed 18-of-28 passes for 214 yards.

2000 (15-15): Set career highs in almost every major statistical category, including completions (221), pass attempts (412), yards passing (2,489), games played and started (15) and tying his career high with 13 touchdown passes...his 221 completions ranked eighth on the Lions' all-time single-season list and the 412 attempts were sixth-most in Lions' history...got off to a slow start due to fractured tibial plateau (with displacement) in right knee suffered June 5 in non-contact drill during voluntary Silverdome workout...underwent surgery June 12 causing him to miss first three weeks of training camp...in addition to not re-gaining full strength in his right leg following surgery, he also struggled during latter part of the season with bruised ribs suffered at New York Giants (11/19)...**9/10 vs. Washington:** Returned to starting lineup and completed 16-of-31 passes for 194 yards while leading the Lions to a 15-10 victory...**9/17 vs. Tampa Bay:** Had one of the best statistical outings of his career in losing effort, completing 26-of-36 passes for 277 yards, including a 50-yard touchdown pass to Germane Crowell to end the first half...the 26 pass completions and 277 passing yards in that game set then single game career bests...**9/24 at Chicago:** Led team on a clutch 17-play, 91-yard game-clinching fourth-quarter drive...completed 20-of-37 passes for 207 yards and two touchdowns...**10/1 vs. Minnesota:** Eclipsed the 5,000-yard mark in career passing yards in addition to attempting a then career-

Charlie Batch

high 44 passes and scrambling for first rushing TD of the season, which tied the game at 17-17 early in the fourth quarter...**10/8 vs. Green Bay:** Tied career high with three touchdown passes in win...**10/19 at Tampa Bay:** Led Lions to 28-14 victory in a nationally televised Thursday night ESPN game, improving his career record to 4-0 in ESPN games...**10/29 at Indianapolis:** Had best rushing game of season with 62 yards in four carries, including a career-long 19-yard scamper...**11/15 vs. Miami:** Left game in third quarter due to mild concussion...**11/12 vs. Atlanta:** Returned the following week to lead Lions to a win in Gary Moeller's first game as head coach...**11/19 at New York Giants:** Completed passes to career-high nine receivers and tied career high with three touchdown passes in victory at Giants (20-of-32 passes for 225 yards and three TDs), in addition to going over the 6,000-yard mark in career passing yardage...**11/23 vs. New England:** Gave gutsy performance in Thanksgiving Day win, leading club to third straight victory...left game eventually in fourth quarter after taking several shots to his bruised ribs, including a hit while he was diving for a 10-yard TD in the fourth quarter that forced him from the game...completed season-long 59-yard pass to David Sloan on Lions' first play from scrimmage...**11/30 at Minnesota:** Started but lasted only into the first quarter after having ribs re-bruised on early hit...did not practice leading up to games at Green Bay (12/10) and at New York Jets (12/17), but was able to complete both games...**12/24 vs. Chicago:** Started season finale but re-aggravated bruised ribs late in the second quarter, and did not return.

1999 (11-10/0-0): Continued to develop as Lions' starting quarterback during first portion of campaign, but was hindered in second half of season with a fracture at the knuckle of his right thumb...played at a very high level as Lions got off to a 6-2 start...led Lions to two consecutive wins to start a season for first time since 1993...completed 25-of-41 attempts for 435 yards and five touchdowns in first two games...began the season by throwing the ball downfield more than in rookie season, as evidenced by his eight TD passes in season's first four games, including scoring tosses of 41, 45, 74 and 41 yards in that span...finished season completing 151-of-270 passes (55.9 percent) for 1,957 yards and a career-high 13 touchdowns...started 10 games, including the first eight games and the last two regular-season contests...**9/12 at Seattle:** Threw three TD passes in first half of season opener to set a career high...was the first Lions' QB to throw three TD passes in the first half of a game since Scott Mitchell (10/6/96 vs. Atlanta)...streak of 145 consecutive completions without an interception

was snapped in game at Seattle as well, a streak that spanned more than six complete games...**9/19 vs. Green Bay:** Scrambled for a one-yard fourth quarter TD that gave the Lions the lead...was second rushing TD of career...**10/10 vs. San Diego:** Set then-career high with 21 completions...**10/17 vs. Minnesota:** Left game at halftime with a bruised right triceps muscle, but returned the following two weeks to lead club to consecutive wins...**10/24 at Carolina:** Had solid outing in return from triceps bruise, completing 16-of-27 passes for 210 yards...**11/7 vs. St. Louis:** Was 10-of-20 for 148 yards and a TD in game before leaving the game with a thumb injury...injured his thumb when he hit his hand on Rams' DE Grant Wistrom's helmet while throwing a pass...**11/14 at Arizona:** Was inactive third-stringer and did not play as second-stringer in the following four games...**12/19 at Chicago:** Reappeared on the field during the third quarter and completed 6-of-10 passes for 95 yards, and also scrambled for head-first 12-yard TD run...**12/25 vs. Denver:** Started and recorded 21 completions and 41 attempts...**1/2 at Minnesota:** Started regular-season finale...re-aggravated the thumb injury when he hit his hand against the helmet of Lions' C Eric Beverly while throwing a pass...completed 17-of-24 for 161 yards before leaving with the injury...thumb injury forced him to miss NFC Wild Card Playoff Game at Washington (1/8).

1998 (12-12): Made first career start Sept. 16, after serving as second-stringer for the season's first two games and started the next 12 outings...season ended prematurely after suffering a compression fracture in his lower back at San Francisco (12/14) that caused him to miss the final two games of the year...was placed on Reserve/Injured List on Dec. 24 prior to season finale at Baltimore (12/27)...completed 173-of-303 attempts (57.1) for 2,178 yards and 11 TDs in 12 starts as a rookie...also rushed for 229 yards and a TD on 41 carries...ended the season having thrown 136 straight pass attempts without throwing an interception (six games), which tied him with Cleveland's Bernie Kosar (1985) for the longest such streak in NFL history by a rookie...record-tying streak added to another he had earlier in the year of 107 consecutive passes (Games 4-7) without an interception...was particularly effective in the red zone in 1998, completing 15-of-28 passes for 84 yards and five TDs (no INTs) for a 98.8 passer-rating...named NFL Offensive Rookie of the Month for October — was 52-of-87 for 717 yards and five TDs and one interception during the month for a rating of 102.6...completed 62-of-86 attempts (.721) for 822 yards and four TDs in four nationally-televised games...**9/20 at Minnesota:** Made first career start



Charlie Batch

and performed admirably in hostile environment, completing 20-of-40 passes for 160 yards and two interceptions, both of which were desperation heaves at the end of each half...**9/28 vs. Tampa Bay:** Won his first game as an NFL starting QB...**10/4 at Chicago:** Completed first TD pass of his career, a 98-yarder to Johnnie Morton, the longest touchdown pass in the NFL in 1998...completed 16-of-31 passes for career-high 268 yards...**10/15 vs. Green Bay:** Completed 16-of-19 passes (84.2 percent) for 218 yards and two TDs...also tied team record for most consecutive completions (11) — Dave Krieg in 1994 and Gary Danielson in 1980...his 84.2 percent completion rating was the highest single game mark for a rookie since 1960...became the youngest NFL quarterback to complete 11 straight passes in a game since Brett Favre in 1992 (also 23-years-old)...**11/15 vs. Chicago:** Completed 16-of-21 passes for 253 yards and TD — 76.2 percent completion rate was fifth-highest single game mark for a rookie since 1960...was named NFC Offensive Player of the Week...**11/26 vs. Pittsburgh:** Fought a neck strain in the second quarter to finish game...returned to game in third quarter and completed 16-of-23 passes for 236 yards and a TD...was named as Lions' 1998 Mel Farr Rookie of the Year by teammates following the '98 season.

COLLEGE

Was a six-year college player who left Eastern Michigan owning virtually every school passing and total offense record...holds EMU's all-time records for total plays (1,179), to-

tal offensive yards (7,715), pass attempts (998), pass completions (579), yards passing (7,592) and touchdown passes (53)...earned bachelor's degree in criminal justice. **1997:** Started every game as a senior and set school season records by completing 247-of-434 passes for 3,280 yards (.569) and 23 touchdowns. **1996:** Appeared in the first two games but season was ended prematurely due to leg injury...completed 39-of-65 passes for 518 yards and two touchdowns in limited play that year. **1995:** Received the 1995 James M. "Bingo" Brown Award as a junior, given to the team's Most Valuable Player...earned All-MAC first team honors...moved into the starting lineup early in '95 campaign, finishing the season with 244 completions in 421 attempts (.580) for 3,177 yards and 21 touchdowns. **1994:** Appeared in first eight games of his collegiate career as a sophomore completing 49-of-78 passes (.628) for 617 yards and seven touchdowns. **1993:** Granted a medical hardship redshirt. **1992:** Did not play under NCAA Proposition 48 rules.

PERSONAL

Was an All-State third-team and *Pittsburgh Press* "Fabulous 22" pick as a senior in 1991 at Steel Valley (Homestead, Pa.) High School...lettered three times in football and twice in basketball during high school...established his own foundation, Best of the Batch Foundation, in 2000...hosts Project C.H.U.C.K., an annual youth basketball league in Homestead...is the son of Lynn Settles...is single...Full name: Charles D'Donte Batch.

Batch's 2009 Game-by-Game Statistics

Date	Opponent	GP	GS	Att	Cmp	Pct	Yds	Att	TD	Int	Lg	Sack/Lost	Rtg
9/10	TENNESSEE						DID NOT PLAY						
9/20	at Chicago						DID NOT PLAY						
9/20	at Cincinnati						DID NOT PLAY						
10/4	SAN DIEGO						DID NOT PLAY						
10/11	at Detroit						DID NOT PLAY						
10/18	CLEVELAND						DID NOT PLAY						
10/25	MINNESOTA						DID NOT PLAY						
11/9	at Denver						DID NOT PLAY						
11/15	CINCINNATI						DID NOT PLAY						
11/22	at Kansas City	1	0	2	1	50.0	17	8.5	0	0	17	0/0	79.2
11/29	at Baltimore						INACTIVE						
12/6	OAKLAND						INACTIVE						
12/10	at Cleveland						INACTIVE						
12/20	GREEN BAY						INACTIVE						
12/27	BALTIMORE						INACTIVE						
1/3	at Miami						INACTIVE						
SEASON TOTALS		1	0	2	1	50.0	17	8.5	0	0	17	0/0	79.2

Batch's 2008 Game-by-Game Statistics

Date	Opponent	GP	GS	Att	Cmp	Pct	Yds	Att	TD	Int	Lg	Sack/Lost	Rtg
9/7	HOUSTON						RESERVE/INJURED						
9/14	at Cleveland						RESERVE/INJURED						
9/21	at Philadelphia						RESERVE/INJURED						
9/29	BALTIMORE						RESERVE/INJURED						

Charlie Batch

Batch's 2008 Game-by-Game Statistics (Continued)

Date	Opponent	GP	GS	Att	Cmp	Pct	Yds	Att	TD	Int	Lg	Sack/Lost	Rtg
10/5	at Jacksonville						RESERVE/INJURED						
10/19	at Cincinnati						RESERVE/INJURED						
10/26	NEW YORK GIANTS						RESERVE/INJURED						
11/3	at Washington						RESERVE/INJURED						
11/9	INDIANAPOLIS						RESERVE/INJURED						
11/16	SAN DIEGO						RESERVE/INJURED						
11/20	CINCINNATI						RESERVE/INJURED						
11/30	at New England						RESERVE/INJURED						
12/7	DALLAS						RESERVE/INJURED						
12/14	at Baltimore						RESERVE/INJURED						
12/21	at Tennessee						RESERVE/INJURED						
12/28	CLEVELAND						RESERVE/INJURED						
SEASON TOTALS		0	0	0	0	0.0	0	0.0	0	0	0	0	0.0
POSTSEASON													
1/11	SAN DIEGO						RESERVE/INJURED						
1/18	BALTIMORE						RESERVE/INJURED						
2/1	vs. Arizona						RESERVE/INJURED						
POSTSEASON TOTALS		0	0	0	0	0.0	0	0.0	0	0	0	0	0.0

Batch's 2007 Game-by-Game Statistics

Date	Opponents	GP	GS	Att	Comp	Pct	Yards	TD	INT	Long	Sack/Lost	Rating
9/9	at Cleveland	1	0	0	0	0.0	0	0	0	0	0/0	0.0
9/16	BUFFALO	1	0	0	0	0.0	0	0	0	0	0/0	0.0
9/23	SAN FRANCISCO	1	0	0	0	0.0	0	0	0	0	0/0	0.0
9/30	at Arizona						DID NOT PLAY					
10/7	SEATTLE	1	0	0	0	0.0	0	0	0	0	0/0	0.0
10/21	at Denver						DID NOT PLAY					
10/28	at Cincinnati						DID NOT PLAY					
11/5	BALTIMORE	1	0	5	1	20.0	14	0	1	14	0/0	0.0
11/11	CLEVELAND						DID NOT PLAY					
11/18	at New York Jets						DID NOT PLAY					
11/26	MIAMI						DID NOT PLAY					
12/2	CINCINNATI						DID NOT PLAY					
12/9	at New England						DID NOT PLAY					
12/16	JACKSONVILLE						DID NOT PLAY					
12/20	at St. Louis	1	0	0	0	0.0	0	0	0	0	0/0	0.0
12/30	at Baltimore	1	1	31	16	51.6	218	2	2	59	0/0	69.0
SEASON TOTALS		7	1	36	17	47.2	232	2	3	59	0/0	52.1

POSTSEASON

1/5	JACKSONVILLE	DID NOT PLAY										
POSTSEASON TOTALS		0	0	0	0	0.0	0	0	0	—	0	0.0

Batch's 2006 Game-by-Game Statistics

Date	Opponents	GP	GS	Att	Comp	Pct	Yards	TD	INT	Long	Sack/Lost	Rating
9/7	MIAMI	1	1	25	15	60.0	209	3	0	87t	3/13	126.5
9/18	at Jacksonville						DID NOT PLAY					
9/24	CINCINNATI						DID NOT PLAY					
10/8	at San Diego						DID NOT PLAY					
10/15	KANSAS CITY	1	0	1	1	100.0	6	0	0	6	0/0	91.7
10/22	at Atlanta	1	0	13	8	61.5	195	2	0	70t	0/0	145.0
10/29	at Oakland						DID NOT PLAY					
11/5	DENVER						DID NOT PLAY					
11/12	NEW ORLEANS						DID NOT PLAY					
11/19	at Cleveland						DID NOT PLAY					
11/26	at Baltimore	1	0	1	1	100.0	10	0	0	10	0/0	108.3
12/3	TAMPA BAY	1	0	0	0	-	0	0	0	0	0/0	-
12/7	CLEVELAND	1	0	0	0	-	0	0	0	0	0/0	-
12/17	at Carolina	1	0	2	2	100.0	23	0	0	15	0/0	114.6
12/24	BALTIMORE	1	0	11	4	36.4	49	0	0	24	0/0	50.9
12/31	at Cincinnati						DID NOT PLAY					
SEASON TOTALS		0	0	53	31	58.5	492	5	0	87t	3/13	121.0



Charlie Batch

Batch's 2005 Game-by-Game Statistics

Date	Opponents	GP	GS	Att	Comp	Pct	Yards	TD	INT	Long	Sack/Lost	Rating
9/11	TENNESSEE						NOT WITH TEAM					
9/18	at Houston						INACTIVE					
9/25	NEW ENGLAND						INACTIVE					
10/10	at San Diego	1	0	0	0	0.0	0	0	0	—	0	0.0
10/16	JACKSONVILLE						DID NOT PLAY					
10/23	at Cincinnati						DID NOT PLAY					
10/31	BALTIMORE						DID NOT PLAY					
11/6	at Green Bay	1	1	16	9	56.3	65	0	1	12	1/6	39.8
11/13	CLEVELAND	1	1	19	13	68.4	150	0	0	43	0/0	92.0
11/20	at Baltimore						INACTIVE					
11/28	at Indianapolis						INACTIVE					
12/4	CINCINNATI						INACTIVE					
12/11	CHICAGO						DID NOT PLAY					
12/18	at Minnesota						DID NOT PLAY					
12/24	at Cleveland	1	0	1	1	100.0	31	1	0	31t	0/0	158.3
1/1	DETROIT						DID NOT PLAY					
SEASON TOTALS		4	2	36	23	63.9	246	1	1	43	1/6	81.5

POSTSEASON

1/8	at Cincinnati						DID NOT PLAY					
1/15	at Indianapolis						DID NOT PLAY					
1/22	at Denver						DID NOT PLAY					
2/5	vs. Seattle						DID NOT PLAY					
POSTSEASON TOTALS		0	0	0	0	0.0	0	0	0	—	0	0.0

Batch's 2004 Game-by-Game Statistics

Date	Opponents	GP	GS	Att	Comp	Pct	Yards	TD	INT	Long	Sack/Lost	Rating
9/12	OAKLAND						RESERVE/INJURED					
9/19	at Baltimore						RESERVE/INJURED					
9/26	at Miami						RESERVE/INJURED					
10/3	CINCINNATI						RESERVE/INJURED					
10/10	CLEVELAND						RESERVE/INJURED					
10/17	at Dallas						RESERVE/INJURED					
10/31	NEW ENGLAND						RESERVE/INJURED					
11/7	PHILADELPHIA						RESERVE/INJURED					
11/14	at Cleveland						RESERVE/INJURED					
11/21	at Cincinnati						RESERVE/INJURED					
11/28	WASHINGTON						RESERVE/INJURED					
12/5	at Jacksonville						RESERVE/INJURED					
12/12	NEW YORK JETS						RESERVE/INJURED					
12/18	at New York Giants						RESERVE/INJURED					
12/26	BALTIMORE						RESERVE/INJURED					
1/2	at Buffalo						RESERVE/INJURED					
SEASON TOTALS		0	0	0	0	0.0	0	0	0	—	0	0.0

POSTSEASON

1/15	NEW YORK JETS						RESERVE/INJURED					
1/23	NEW ENGLAND						RESERVE/INJURED					
POSTSEASON TOTALS		0	0	0	0	0.0	0	0	0	—	0	0.0

Batch's 2003 Game-by-Game Statistics

Date	Opponents	GP	GS	Att	Comp	Pct	Yards	TD	INT	Long	Sack/Lost	Rating
9/7	BALTIMORE	1	0	0	0	0.0	0	0	0	—	0/0	0.0
9/14	at Kansas City						DID NOT PLAY					
9/21	at Cincinnati						DID NOT PLAY					
9/28	TENNESSEE						DID NOT PLAY					
10/5	CLEVELAND	1	0	6	3	50.0	25	0	0	11	0/0	61.1
10/12	at Denver						DID NOT PLAY					
10/26	ST. LOUIS						DID NOT PLAY					
11/2	at Seattle						DID NOT PLAY					
11/9	ARIZONA						DID NOT PLAY					
11/17	at San Francisco						DID NOT PLAY					
11/23	at Cleveland						DID NOT PLAY					
11/30	CINCINNATI	1	0	2	1	50.0	22	0	0	22	1/2	89.6
12/7	OAKLAND						DID NOT PLAY					
12/14	at New York Jets						DID NOT PLAY					

2010 PLAYERS

Charlie Batch

Batch's 2003 Game-by-Game Statistics (Continued)

Date	Opponent	GP	GS	Att	Cmp	Pct	Yds	Att	TD	Int	Lg	Sack/Lost	Rtg
12/21	SAN DIEGO												
12/28	at Baltimore												
SEASON TOTALS		3	0	8	4	50.0	47	0	0	22		1/2	68.2

Batch's 2002 Game-by-Game Statistics

Date	Opponents	GP	GS	Att	Comp	Pct	Yards	TD	INT	Long	Sack/Lost	Rating
9/9	at New England						INACTIVE					
9/15	OAKLAND						INACTIVE					
9/29	CLEVELAND						INACTIVE					
10/6	at New Orleans						INACTIVE					
10/13	at Cincinnati						INACTIVE					
10/21	INDIANAPOLIS						INACTIVE					
10/27	at Baltimore						INACTIVE					
11/3	at Cleveland						INACTIVE					
11/10	ATLANTA						INACTIVE					
11/17	at Tennessee						INACTIVE					
11/24	CINCINNATI						DID NOT PLAY					
12/1	at Jacksonville						INACTIVE					
12/8	HOUSTON						INACTIVE					
12/15	CAROLINA						INACTIVE					
12/23	at Tampa Bay						INACTIVE					
12/29	BALTIMORE						INACTIVE					
SEASON TOTALS		0	0	0	0	0.0	0	0	0	—	0/0	0.0

POSTSEASON

1/5	CLEVELAND						INACTIVE					
1/11	at Tennessee						INACTIVE					
POSTSEASON TOTALS		0	0	0	0	0.0	0	0	0	—	0/0	0.0

Batch's 2001 Game-by-Game Statistics

Date	Opponents	GP	GS	Att	Comp	Pct	Yards	TD	INT	Long	Sack/Lost	Rating
9/9	at Green Bay	1	1	39	20	51.3	276	0	2	42	7/44	52.9
9/23	at Cleveland						DID NOT PLAY					
10/8	ST. LOUIS	1	0	16	11	68.8	113	0	1	25	3/16	62.8
10/14	at Minnesota	1	1	41	31	75.6	345	3	0	26	4/17	124.5
10/21	TENNESSEE	1	1	42	25	59.5	338	3	1	46	4/16	99.1
10/28	CINCINNATI	1	1	35	20	57.1	239	2	2	27	4/24	73.4
11/4	at San Francisco	1	1	20	8	40.0	74	0	0	22	2/8	50.8
11/11	TAMPA BAY	1	1	39	21	53.8	239	1	2	36	5/21	59.7
11/18	at Arizona	1	1	62	36	58.1	436	3	3	76	1/7	75.7
11/22	GREEN BAY	1	1	19	8	42.1	118	0	1	42	1/7	41.1
12/2	at Chicago	1	1	28	18	64.3	214	0	0	56	2/16	87.5
12/9	at Tampa Bay						RESERVE/INJURED					
12/16	MINNESOTA						RESERVE/INJURED					
12/23	at Pittsburgh						RESERVE/INJURED					
12/30	CHICAGO						RESERVE/INJURED					
1/6	DALLAS						RESERVE/INJURED					
SEASON TOTALS		10	9	341	198	58.1	2,392	12	12	76	33/176	76.8

Batch's 2000 Game-by-Game Statistics

Date	Opponents	GP	GS	Att	Comp	Pct	Yards	TD	INT	Long	Sack/Lost	Rating
9/3	at New Orleans						INACTIVE					
9/10	WASHINGTON	1	1	31	16	51.6	194	0	2	27	2/12	44.3
9/17	TAMPA BAY	1	1	36	26	72.2	277	1	2	50t	7/51	80.4
9/24	at Chicago	1	1	37	20	54.1	207	2	1	36t	3/13	77.2
10/1	MINNESOTA	1	1	44	25	56.8	239	1	1	24	2/13	70.2
10/8	GREEN BAY	1	1	26	13	50.0	199	3	1	42	3/20	98.1
10/19	at Tampa Bay	1	1	31	13	41.9	144	0	0	33	7/37	56.4
10/29	at Indianapolis	1	1	39	18	46.2	190	1	2	30	3/16	48.0
11/5	MIAMI	1	1	16	8	50.0	95	0	0	24	3/8	68.5
11/12	ATLANTA	1	1	27	12	44.4	128	0	1	29	2/13	43.4
11/19	at New York Giants	1	1	32	20	62.5	225	3	1	32	1/6	101.7
11/23	NEW ENGLAND	1	1	24	16	66.7	194	1	0	59	2/15	105.2
11/30	at Minnesota	1	1	3	2	66.7	16	0	0	12	0/0	79.9
12/10	at Green Bay	1	1	33	17	51.5	190	0	3	39	0/0	31.1



Charlie Batch

Batch's 2000 Game-by-Game Statistics (Continued)

Date	Opponent	GP	GS	Att	Comp	Pct	Yds	Att	TD	Int	Lg	Sack/Lost	Rtg
12/17	at New York Jets	1	1	18	8	44.4	110	0	1	32	5/32		41.4
12/24	CHICAGO	1	1	15	7	46.7	81	1	0	19	1/6		85.7
SEASON TOTALS		15	15	412	221	53.6	2,489	13	15	59	41/242		67.3

Batch's 1999 Game-by-Game Statistics

Date	Opponents	GP	GS	Att	Comp	Pct	Yards	TD	INT	Long	Sack/Lost	Rating
9/12	at Seattle	1	1	26	16	61.5	216	3	1	41t	5/14	110.4
9/19	GREEN BAY	1	1	16	9	56.3	219	2	2	74t	4/23	101.0
9/26	at Kansas City	1	1	34	16	47.1	213	2	2	31t	4/20	62.5
10/10	SAN DIEGO	1	1	38	21	55.3	230	1	1	41	6/38	71.2
10/17	MINNESOTA	1	1	16	9	56.3	70	0	0	12	1/1	67.2
10/24	at Carolina	1	1	27	16	59.3	210	2	1	27	0/0	93.1
10/31	TAMPA BAY	1	1	19	10	52.6	128	0	0	30	3/19	74.0
11/7	ST. LOUIS	1	1	20	10	50.0	148	1	0	42	3/12	91.3
11/14	at Arizona					INACTIVE						
11/21	at Green Bay					DID NOT PLAY						
11/25	CHICAGO					DID NOT PLAY						
12/5	WASHINGTON					DID NOT PLAY						
12/12	at Tampa Bay					DID NOT PLAY						
12/19	at Chicago	1	0	10	6	60.0	95	0	0	45	2/14	91.7
12/25	DENVER	1	1	40	21	52.5	267	1	0	27	5/25	82.0
1/2	at Minnesota	1	1	24	17	70.8	161	1	0	29	3/20	103.0
SEASON TOTALS		11	10	270	151	55.9	1957	13	7	—	0/0	84.1

POSTSEASON

1/8	at Washington					INACTIVE						
POSTSEASON TOTALS		0	0	0	0	0.0	0	0	0	—	0/0	0.0

Batch's 1998 Game-by-Game Statistics

Date	Opponents	GP	GS	Att	Comp	Pct	Yards	TD	INT	Long	Sack/Lost	Rating
9/6	at Green Bay					DID NOT PLAY						
9/13	CINCINNATI					DID NOT PLAY						
9/20	at Minnesota	1	1	40	20	50.0	160	0	2	17	5/18	39.6
9/28	TAMPA BAY	1	1	23	14	60.9	115	0	0	21	1/7	73.6
10/4	at Chicago	1	1	31	16	51.6	268	2	0	98t	4/22	102.6
10/15	GREEN BAY	1	1	19	16	84.2	218	2	0	68t	3/19	149.6
10/25	MINNESOTA	1	1	37	20	54.0	231	1	1	33	4/17	70.9
11/1	ARIZONA	1	1	17	10	58.8	71	0	3	15	4/24	28.9
11/8	at Philadelphia	1	1	27	14	51.9	146	0	0	30	5/35	67.6
11/15	CHICAGO	1	1	21	16	76.2	253	1	0	30	1/7	131.6
11/22	at Tampa Bay	1	1	23	14	60.9	195	2	0	53t	1/7	117.1
11/26	PITTSBURGH	1	1	23	16	69.6	236	1	0	36	3/23	117.3
12/6	at Jacksonville	1	1	33	14	42.4	250	2	0	45	5/38	89.2
12/14	at San Francisco	1	1	9	3	33.3	35	0	0	16	1/5	46.1
12/20	ATLANTA					INACTIVE						
12/27	at Baltimore					RESERVE/INJURED						
SEASON TOTALS		12	12	303	173	57.1	2,178	11	6	98t	37/222	83.5

Batch's Career Statistics

PASSING

Year	Team	GP	GS	Att	Comp	Pct	Yds	Yds/Att	TD	Int	Lg	Sk	Lost	Rating
1998	Detroit	12	12	303	173	57.1	2,178	7.2	11	6	98t	37	222	83.5
1999	Detroit	11	10	270	151	55.9	1,957	7.2	13	7	74t	36	186	84.1
2000	Detroit	15	15	412	221	53.6	2,489	6.0	13	15	59	41	242	67.3
2001	Detroit	10	9	341	198	58.1	2,392	7.0	12	12	76	33	176	76.8
2002	Pittsburgh	0	0	0	0	0.0	0	0.0	0	0	—	0	0	0.0
2003	Pittsburgh	3	0	8	4	50.0	47	5.9	0	0	22	1	2	68.2
2004	Pittsburgh	0	0	0	0	0.0	0	0.0	0	0	—	0	0	0.0
2005	Pittsburgh	4	2	36	23	63.9	246	6.8	1	1	43	1	6	81.5
2006	Pittsburgh	8	1	53	31	58.5	492	9.3	5	0	87t	3	13	121.0
2007	Pittsburgh	7	1	36	17	47.2	232	6.4	2	3	59	0	0	52.1
2008	Pittsburgh	0	0	0	0	0.0	0	0.0	0	0	0	0	0	0.0
2009	Pittsburgh	1	0	2	1	50.0	17	8.5	0	0	17	0	0	79.2
NFL Totals		71	50	1461	819	56.1	10050	6.9	57	44	98t	152	847	77.5
Steelers Totals		23	4	135	76	56.4	1034	7.7	8	4	87t	5	21	88.3

2010 PLAYERS

FOOTBALL STAFF

2010 PLAYERS

2009 IN REVIEW

STEELERS HISTORY

RECORDS

2010 PLAYERS

Charlie Batch

Career Record as a Starter 22-28 (.440); 5-7 (.417) in '98; 6-4 (.600) in '99; 8-7 (.533) in '00; 0-9 (.000) in '01; 0-0 (.000) in '02; 0-0 (.000) in '03; 0-0 (.000) in '06; 2-0 (1.000) in '05; 1-0 (1.000) in '06; 0-1 (.000) in '07; 0-0 (.000) in '08 and 0-0 (.000) in '09.

Additional statistics: Fumbles-Lost (21-12) — 2-2 in 1998, 4-1 in 1999, 6-3 in 2000, 6-4 in 2001, 0-0 in 2002, 1-1 in 2003, 0-0 in 2004, 1-0 in 2005, 1-1 in 2006, 0-0 in 2007, 0-0 in 2008 and 0-0 in 2009.

RUSHING

Year	Team	Att	Yds	Avg	Lg	TD
1998	Detroit	41	229	5.6	17	1
1999	Detroit	28	87	3.1	12	2
2000	Detroit	44	199	4.5	19	2
2001	Detroit	12	45	3.8	12	0
2002	Pittsburgh	0	0	0.0	—	0
2003	Pittsburgh	1	11	11.0	11	0
2004	Pittsburgh	0	0	0.0	—	0
2005	Pittsburgh	11	30	2.7	15	1
2006	Pittsburgh	13	15	1.2	12	0
2007	Pittsburgh	12	-7	-0.6	0	0
2008	Pittsburgh	0	0	0.0	0	0
2009	Pittsburgh	0	0	0.0	0	0
NFL Totals		162	609	3.8	19	6
Steelers Totals		25	49	2.0	15	1

Batch's Single-Game Highs

REGULAR SEASON

Pass Attempts	62	[11/18/01 at Arizona]
Completions	36	[11/18/01 at Arizona]
Completion Percentage	84.2	[10/15/98 vs. Green Bay]
Yards Passing	436	[11/18/01 at Arizona]
Longest Completion	98t	[10/4/98 at Chicago]
TD Passes	3	[7 times, Last: 9/7/06 vs. Miami]
Rushing Attempts	8	[4 times, Last: 12/10/00 at Green Bay]
Yards Rushing	63	[9/20/98 at Minnesota]
Longest Run	19	[10/29/00 at Indianapolis]
TDs Rushing	1	[6 times, Last: 11/13/05 vs. Cleveland]

Arnaz Battle **WR**

HEIGHT — 6-1

WEIGHT — 208

COLLEGE — Notre Dame

BIRTHDATE — Feb. 22, 1980

BIRTHPLACE — Dallas, Texas

HOW ACQUIRED — FA '10

NFL EXPERIENCE — 8th Year

81



PRO

(88-38/0-0): Signed a three-year contract with the Steelers on March 8, 2010...originally

drafted by the San Francisco 49ers in the sixth round (197th overall) in the 2003 NFL Draft...has developed into an all-around receiver, blocker and special teamer...has 178 career receptions for 2,150 yards and 11 touchdowns...has 77 career rushing yards...returns punts and kickoffs.

2009 [15-0]: Continued to be one of the 49ers' most dynamic players...had five receptions for 40 yards, returned three kickoffs for 68 yards and 21 punt returns for 61 yards...also had 12 special teams tackles...**9/13 at Arizona:** Had a season-high two catches for a season-high 22 yards...**9/20 vs. Seattle:** Had one catch for one yard...**9/27 at Minnesota:** Had zero receptions...**10/4 vs. St. Louis:** Had one catch for eight yards...returned three punts for three yards...**10/11 vs. Atlanta:** Had one reception for nine yards...returned one punt for two yards...**10/25 at Houston:** Had zero receptions...returned one punt for zero yards...**11/1 at Indianapolis:** Had zero receptions...**11/8 vs. Tennessee:** Had zero receptions...**11/12 vs. Chicago:** Had zero receptions...returned two kickoffs for 50 yards...**11/22 at Green Bay:** Had zero receptions...returned one kickoff for 18

yards...**11/29 vs. Jacksonville:** Was Inactive...**12/6 at Seattle:** Had zero receptions...returned five punts for minus three yards...**12/14 vs. Arizona:** Had zero catches...returned three punts for nine yards...**12/20 at Philadelphia:** Had zero receptions...returned two punts for minus one yard...**12/27 vs. Detroit:** Had zero catches...returned one punt for 10 yards...**1/3 at St. Louis:** Had zero receptions...returned five punts for a season-high 41 yards, including a season-best 18 yard return.

2008 [9-0]: Played in nine games...was inactive for the final four games of the season...had 24 receptions for 318 yards...had first career 100-yard receiving game at New Orleans in Week 4 (9/28)...placed on Reserve/Injured List on December 13, 2008 with a foot injury...**9/7 vs. Arizona:** Had one catch for 16 yards...**9/14 at Seattle:** Had four catches for 44 yards...**9/21 vs. Detroit:** Had three catches for 22 yards...**9/28 at New Orleans:** Had his first 100-yard receiving game of his career...finished the game with seven catches for 120 yards...**10/5 vs. New England:** Had one catch for 9 yards...**10/12 vs. Philadelphia:** Had three catches for 39 yards...**10/19 at New York Giants:** Had two catches for 42 yards...**10/26 vs. Seattle:** Had three catches for 26 yards...**11/10 at Arizona:** Was inactive...**11/16 vs. St. Louis:** Was



Arnaz Battle

MEDIA INFORMATION

FOOTBALL STAFF

2010 PLAYERS

2009 IN REVIEW

STEELERS HISTORY

RECORDS

inactive...**11/23 at Dallas:** Was inactive...**11/30 at Buffalo:** Was inactive...**12/7 vs. New York Jets:** Dressed but did not have any receptions...**12/13:** Placed on Reserve/Injured List.

2007 (16-15): Played in all 16 games starting 15 of them...had 50 catches for a team-high 600 yards...set a career high in TD receptions (5) and total TDs (6)...scored his first career rushing TD in the season opener against Arizona (9/10)...caught a 57-yard TD at Arizona in Week 11, which was the 49ers' longest play from scrimmage in 2007...**9/10 vs. Arizona:** Had five catches for 60 yards...scored his first career rushing TD with a one-yard end around in the fourth quarter...**9/16 at St. Louis:** Had two catches for 17 yards...**9/23 at Pittsburgh:** Had two catches for 27 yards...**9/30 vs. Seattle:** Had three catches for 19 yards...**10/7 vs. Baltimore:** Had three catches for 36 yards including a 21-yard TD reception...**10/21 at New York Giants:** Had a season-high six catches for 57 yards including a 17-yard TD reception...**10/28 vs. New Orleans:** Had three catches for 20 yards...**11/4 at Atlanta:** Had four catches for 35 yards...**11/12 at Seattle:** Had four catches for 78 yards...**11/18 vs. St. Louis:** Had six catches for a season-high 86 yards...**11/25 at Arizona:** Had one catch for a 57-yard touchdown pass...it was the longest play from scrimmage for the 49ers' in the 2007 season...**12/2 at Carolina:** Had four catches for 51 yards including a 20-yard TD reception...**12/9 vs. Minnesota:** Had two catches for 13 yards including an eight-yard TD reception...**12/15 vs. Cincinnati:** Had two catches for 23 yards...**12/23 vs. Tampa Bay:** Had zero receptions...**12/30 at Cleveland:** Had three catches for 19 yards.

2006 (16-15): Ranked second on the team with career highs in receptions (59) and receiving yards (686)...had three TD receptions...was the only receiver in the NFL with 40-or-more catches and zero dropped passes...caught two TDs against Oakland in Week 5 for his first career game with multi-TDs...**9/10 at Arizona:** Had two catches for 17 yards...**9/17 vs. St. Louis:** Had three catches for 78 yards...**9/24 vs. Philadelphia:** Had three catches for 28 yards...**10/1 at Kansas City:** Had three catches for 34 yards...**10/8 vs. Oakland:** Had four catches for 37 yards including a pair of TD receptions...had a multi-TD game for the first time in career...**10/15 vs. San Diego:** Had five catches for 39 yards...**10/29 at Chicago:** Had three catches for 35 yards...**11/5 vs. Minnesota:** Had one catch for 18 yards...**11/12 at Detroit:** Had six catches for 55 yards...**11/19 vs. Seattle:** Had five catches for 47 yards including a 23-yard TD reception...**11/26 at St. Louis:** Had three catches for 36 yards...**12/3 at New**

Orleans: Had four receptions for 43 yards...**12/10 vs. Green Bay:** Had one catch for 11 yards...**12/14 at Seattle:** Had five catches for a season-high 97 yards...**12/24 vs. Arizona:** Had a season-high seven catches for 55 yards...**12/30 at Denver:** Had four catches for 56 yards.

2005 (10-8): Had 32 receptions for 363 yards and three TDs...had first career TD against St. Louis in Week 1...completed his first two career passes in Week 1...missed six games because of a knee injury...**9/11 vs. St. Louis:** Had five catches for 59 yards including a 21-yarder for his first career TD reception...**9/18 at Philadelphia:** Had four catches for 44 yards...**9/25 vs. Dallas:** Had six catches for 68 yards including a 15-yard TD reception...**10/2 at Arizona:** Was inactive...**10/9 vs. Indianapolis:** Played but had zero receptions...**10/23 at Washington:** Was inactive...**10/30 vs. Tampa Bay:** Was inactive...**11/6 vs. New York Giants:** Had two catches for 17 yards...**11/13 at Chicago:** Played but had zero receptions...**11/20 at Seattle:** Had one catch for 11 yards...**11/27 at Tennessee:** Had a season-high seven catches for 75 yards and a TD...**12/4 vs. Arizona:** Was inactive...**12/11 at Seattle:** Was inactive...**12/18 at Jacksonville:** Was inactive...**12/24 at St. Louis:** Had four catches for 37 yards...**1/1 vs. Houston:** Had three catches for 52 yards.

2004 (10-8): Had 32 receptions for 363 yards and three TDs...had first career TD against St. Louis in Week 1...completed his first two career passes in Week 1...missed six games because of a knee injury...**9/11 vs. St. Louis:** Had five catches for 59 yards including a 21-yarder for his first career TD reception...**9/18 at Philadelphia:** Had four catches for 44 yards...**9/25 vs. Dallas:** Had six catches for 68 yards including a 15-yard TD reception...**10/2 at Arizona:** Was inactive...**10/9 vs. Indianapolis:** Played but had zero receptions...**10/23 at Washington:** Was inactive...**10/30 vs. Tampa Bay:** Was inactive...**11/6 vs. New York Giants:** Had two catches for 17 yards...**11/13 at Chicago:** Played but had zero receptions...**11/20 at Seattle:** Had one catch for 11 yards...**11/27 at Tennessee:** Had a season-high seven catches for 75 yards and a TD...**12/4 vs. Arizona:** Was inactive...**12/11 at Seattle:** Was inactive...**12/18 at Jacksonville:** Was inactive...**12/24 at St. Louis:** Had four catches for 37 yards...**1/1 vs. Houston:** Had three catches for 52 yards.

2003 (8-0): Played in eight games mainly on special teams...had eight tackles and two fumble recoveries...had five kickoff returns for 88 yards...had two rushing attempts for 14 yards...was inactive for five

Arnaz Battle

games...placed on Reserve/Injured List on 12/10...**9/7 vs. Chicago:** Was inactive...**9/14 at St. Louis:** Had one special teams tackle...**9/21 vs. Cleveland:** Had one special teams tackle...**9/28 at Minnesota:** Had one special teams tackle...**10/5 vs. Detroit:** Had one special teams tackle...**10/12 at Seattle:** Had one special teams tackle...**10/19 vs. Tampa Bay:** Had one special teams tackle...**10/26 at Arizona:** Had one special teams tackle...**11/2 vs. St. Louis:** Was inactive...**11/17 vs. Pittsburgh:** Had one special teams tackle...**11/23 at Green Bay:** Was inactive...**11/30 at Baltimore:** Was inactive...**12/7 vs. Arizona:** Was inactive...**12/10:** Placed on Reserve/Injured List.

COLLEGE

Had 53 catches for 742 yards and five touchdowns for the Notre Dame Fighting Irish...had 62 carries for 314 yards and one touchdown...was an All-American honorable mention and first-team All-Independent selection by the NFL Draft Report following senior season at Notre Dame...saw time at QB and completed 30 of 69 passes for 438 yards and two TDs...**2000:** Played

in two games...had 13 completions for 173 yards and two touchdowns...had 26 rushes for 157 yards. **2001:** Played in six games...had one completion for 17 yards...had three rushes for eight yards...had five catches for 40 yards. **2002:** Played in all 13 games...had one completion for 30 yards...had 58 catches for 786 yards and five touchdowns.

PERSONAL

Posted academic honors while maintaining a 3.2 grade point average at Notre Dame...Prepped at C.E. Byrd (LA) High School...finished with 5,137 total yards and rushed for 49 career touchdowns...threw for 28 touchdowns...scored on a kickoff return...Parade all-American and was rated 39th-best player nationally by the *Sporting News* and 52nd-best player by the *Chicago Sun-Times*...a *USA Today* honorable mention all-American and third-team all-South QB by Fox Sports South...his father, Ron, played football at North Texas and then as a tight end for two seasons with the St. Louis Rams...majored in sociology and computer applications...Full name: Arnaz Jerome Battle.

Battle's 2009 Game-by-Game Statistics

RECEIVING										RUSHING					
Date	Opponent	GP	GS	Rec	Yds	Avg	Lg	TD		Att	Yds	Avg	Lg	TD	
9/13	at Arizona	1	0	2	22	11.0	12	0		0	0	0.0	0	0	
9/20	SEATTLE	1	0	1	1	1.0	1	0		0	0	0.0	0	0	
9/27	at Minnesota	1	0	0	0	0.0	0	0		0	0	0.0	0	0	
10/4	ST. LOUIS	1	0	1	8	8.0	8	0		0	0	0.0	0	0	
10/11	ATLANTA	1	0	1	9	9.0	9	0		0	0	0.0	0	0	
10/25	at Houston	1	0	0	0	0.0	0	0		0	0	0.0	0	0	
11/1	at Indianapolis	1	0	0	0	0.0	0	0		0	0	0.0	0	0	
11/8	TENNESSEE	1	0	0	0	0.0	0	0		0	0	0.0	0	0	
11/12	CHICAGO	1	0	0	0	0.0	0	0		0	0	0.0	0	0	
11/22	at Green Bay	1	0	0	0	0.0	0	0		0	0	0.0	0	0	
11/29	JACKSONVILLE														
12/6	at Seattle	1	0	0	0	0.0	0	0		0	0	0.0	0	0	
12/14	ARIZONA	1	0	0	0	0.0	0	0		0	0	0.0	0	0	
12/20	at Philadelphia	1	0	0	0	0.0	0	0		0	0	0.0	0	0	
12/27	DETROIT	1	0	0	0	0.0	0	0		0	0	0.0	0	0	
1/3	at St. Louis	1	0	0	0	0.0	0	0		0	0	0.0	0	0	
SEASON TOTALS		15	0	5	40	8.0	12	0		0	0	0.0	0	0	
PUNT RETURNS										KICKOFF RETURNS					
Date	Opponent	No	FC	Yds	Avg	Lg	TD			No	Yds	Avg	Lg	TD	
9/13	at Arizona	0	0	0	0.0	0	0			0	0	0.0	0	0	
9/20	SEATTLE	0	0	0	0.0	0	0			0	0	0.0	0	0	
9/27	at Minnesota	0	0	0	0.0	0	0			0	0	0.0	0	0	
10/4	ST. LOUIS	3	2	3	1.0	3	0			0	0	0.0	0	0	
10/11	ATLANTA	1	1	2	2.0	2	0			0	0	0.0	0	0	
10/25	at Houston	1	2	0	0.0	0	0			0	0	0.0	0	0	
11/1	at Indianapolis	0	0	0	0.0	0	0			0	0	0.0	0	0	
11/8	TENNESSEE	0	0	0	0.0	0	0			0	0	0.0	0	0	
11/12	CHICAGO	0	0	0	0.0	0	0			2	50	25.0	26	0	
11/22	at Green Bay	0	0	0	0.0	0	0			1	18	18.0	18	0	
11/29	JACKSONVILLE														
12/6	at Seattle	5	2	-3	-0.6	8	0			0	0	0.0	0	0	
12/14	ARIZONA	3	1	9	3.0	6	0			0	0	0.0	0	0	
12/20	at Philadelphia	2	0	-1	-0.5	2	0			0	0	0.0	0	0	
12/27	DETROIT	1	1	10	10.0	10	0			0	0	0.0	0	0	
1/3	at St. Louis	5	1	41	8.2	18	0			0	0	0.0	0	0	
SEASON TOTALS		21	10	61	2.9	18	0			3	68	22.7	26	0	



Arnaz Battle

Battle's 2008 Game-by-Game Statistics

RECEIVING									RUSHING					
Date	Opponent	GP	GS	Rec	Yds	Avg	Lg	TD	No	Yds	Avg	Lg	TD	
9/7	ARIZONA	1	0	1	16	16.0	16	0	0	0	0.0	0	0	
9/14	at Seattle	1	0	4	44	11.0	14	0	0	0	0.0	0	0	
9/21	DETROIT	1	0	3	22	6.3	9	0	1	18	18.0	18	0	
9/28	at New Orleans	1	0	7	120	13.5	36	0	0	0	0.0	0	0	
10/5	NEW ENGLAND	1	0	1	9	9.0	9	0	0	0	0.0	0	0	
10/12	PHILADELPHIA	1	0	3	39	13.0	26	0	0	0	0.0	0	0	
10/19	at New York Giants	1	0	2	42	21.0	21	0	0	0	0.0	0	0	
10/26	SEATTLE	1	0	3	26	8.8	12	0	0	0	0.0	0	0	
11/10	at Arizona					INACTIVE								
11/16	ST. LOUIS					INACTIVE								
11/23	at Dallas					INACTIVE								
11/30	at Buffalo					INACTIVE								
12/7	NEW YORK JETS	1	0	0	0	0.0	0	0	0	0	0.0	0	0	
SEASON TOTALS		9	0	24	318	13.3	36	0	1	18	18.0	18	0	

Battle's 2007 Game-by-Game Statistics

RECEIVING									RUSHING					
Date	Opponent	GP	GS	Rec	Yds	Avg	Lg	TD	No	Yds	Avg	Lg	TD	
9/10	ARIZONA	1	1	5	60	12.0	22	0	1	1	1.0	1	1	
9/16	at Seattle	1	1	2	17	8.5	9	0	0	0	0.0	0	0	
9/23	at Pittsburgh	1	1	2	27	13.5	16	0	1	8	8.0	8	0	
9/30	SEATTLE	1	1	3	19	6.3	7	0	0	0	0.0	0	0	
10/7	BALTIMORE	1	1	3	36	12.0	23t	1	0	0	0.0	0	0	
10/21	at New York Giants	1	1	6	57	9.5	17t	1	0	0	0.0	0	0	
10/28	NEW ORLEANS	1	1	3	20	6.7	9	0	0	0	0.0	0	0	
11/4	at Atlanta	1	1	4	35	8.8	13	0	0	0	0.0	0	0	
11/12	at Seattle	1	1	4	78	19.5	45	0	1	-2	-2.0	-2	0	
11/18	ST. LOUIS	1	1	6	86	14.3	27	0	0	0	0.0	0	0	
11/25	at Arizona	1	1	1	57	57.0	57t	1	0	0	0.0	0	0	
12/2	at Carolina	1	1	4	51	12.8	20t	1	1	-3	-3.0	-3	0	
12/9	MINNESOTA	1	0	2	13	6.5	8	1	0	0	0.0	0	0	
12/15	CINCINNATI	1	1	2	23	11.5	17	0	0	0	0.0	0	0	
12/23	TAMPA BAY	1	1	0	0	0.0	0	0	0	0	0.0	0	0	
12/30	at Cleveland	1	1	3	19	6.3	10	0	0	0	0.0	0	0	
SEASON TOTALS		16	15	50	600	12.0	57t	5	4	4	1.0	8	1	

Battle's 2006 Game-by-Game Statistics

RECEIVING									RUSHING					
Date	Opponent	GP	GS	Rec	Yds	Avg	Lg	TD	No	Yds	Avg	Lg	TD	
9/10	at Arizona	1	1	2	17	8.5	12	0	0	0	0.0	0	0	
9/17	ST. LOUIS	1	1	3	78	26.0	56	0	0	0	0.0	0	0	
9/24	PHILADELPHIA	1	1	3	28	9.3	11	0	0	0	0.0	0	0	
10/1	at Kansas City	1	1	3	34	11.3	16	0	0	0	0.0	0	0	
10/7	OAKLAND	1	1	4	37	9.3	15	2	0	0	0.0	0	0	
10/15	SAN DIEGO	1	1	5	39	7.8	14	0	0	0	0.0	0	0	
10/29	at Chicago	1	1	3	35	11.7	19	0	1	-3	-3.0	0	0	
11/5	MINNESOTA	1	1	1	18	18.0	18	0	1	-6	-6.0	0	0	
11/12	at Detroit	1	1	6	55	9.2	19	0	0	0	0.0	0	0	
11/19	SEATTLE	1	1	5	47	9.4	23	1	1	12	12.0	12	0	
11/26	at St. Louis	1	1	3	36	12.0	18	0	0	0	0.0	0	0	
12/3	at New Orleans	1	1	4	43	10.8	14	0	0	0	0.0	0	0	
12/10	GREEN BAY	1	1	1	11	11.0	11	0	0	0	0.0	0	0	
12/14	at Seattle	1	1	5	97	19.4	54	0	1	18	18.0	18	0	
12/24	ARIZONA	1	1	7	55	7.9	15	0	0	0	0.0	0	0	
12/30	at Denver	1	0	4	56	14.0	35	0	1	4	4.0	4	0	
SEASON TOTALS		16	15	59	686	11.6	56	3	5	25	5.0	18	0	

Battle's 2005 Game-by-Game Statistics

RECEIVING									RUSHING					
Date	Opponent	GP	GS	Rec	Yds	Avg	Lg	TD	No	Yds	Avg	Lg	TD	
9/11	ST. LOUIS	1	1	5	59	11.8	21	1	0	0	0.0	0	0	
9/18	at Philadelphia	1	1	4	44	11.0	17	0	0	0	0.0	0	0	

2010 PLAYERS

Arnaz Battle

Battle's 2005 Game-by-Game Statistics (Continued)

Date	Opponent	GP	GS	RECEIVING					TD	RUSHING				
				Rec	Yds	Avg	Lg			No	Yds	Avg	Lg	TD
9/25	DALLAS	1	1	6	68	11.3	15t	1		0	0	0.0	0	0
10/2	at Arizona					INACTIVE								
10/9	INDIANAPOLIS	1	1	0	0	0.0	0	0		0	0	0.0	0	0
10/23	at Washington					INACTIVE								
10/30	TAMPA BAY					INACTIVE								
11/6	NEW YORK GIANTS	1	0	2	17	8.5	10	0		1	-6	-6.0	0	0
11/13	at Chicago	1	1	0	0	0.0	0	0		0	0	0.0	0	0
11/20	SEATTLE	1	0	1	11	11.0	11	0		1	12	12.0	12	0
11/27	at Tennessee	1	1	7	75	10.7	21	1		0	0	0.0	0	0
12/4	ARIZONA					INACTIVE								
12/11	at Seattle					INACTIVE								
12/18	at Jacksonville					INACTIVE								
12/24	at St. Louis	1	1	4	37	9.3	14	0		0	0	0.0	0	0
1/1	HOUSTON	1	1	3	52	17.3	39	0		1	4	4.0	4	0
SEASON TOTALS		10	8	32	363	11.3	39	3		8	11	1.4	9	0

Battle's 2004 Game-by-Game Statistics

Date	Opponent	GP	GS	RECEIVING					TD	RUSHING				
				Rec	Yds	Avg	Lg			No	Yds	Avg	Lg	TD
9/12	ATLANTA	1	0	1	6	6.0	6	0		1	-2	-2.0	-2	0
9/19	at New Orleans	1	0	0	0	0.0	0	0		0	0	0.0	0	0
9/26	at Seattle	1	0	0	0	0.0	0	0		0	0	0.0	0	0
10/3	ST. LOUIS	1	0	0	0	0.0	0	0		0	0	0.0	0	0
10/10	ARIZONA	1	0	1	2	2.0	2	0		0	0	0.0	0	0
10/17	at New York Jets	1	0	2	87	43.5	65	0		0	0	0.0	0	0
10/31	at Chicago	1	0	1	20	20.0	20	0		0	0	0.0	0	0
11/7	SEATTLE	1	0	1	12	12.0	12	0		1	7	7.0	7	0
11/14	CAROLINA	1	0	0	0	0.0	0	0		0	0	0.0	0	0
11/21	at Tampa Bay	1	0	0	0	0.0	0	0		0	0	0.0	0	0
11/28	MIAMI	1	0	1	6	6.0	6	0		0	0	0.0	0	0
12/5	at St. Louis	1	0	0	0	0.0	0	0		0	0	0.0	0	0
12/12	at Arizona	1	0	1	10	10.0	10	0		0	0	0.0	0	0
12/18	WASHINGTON	1	0	0	0	0.0	0	0		0	0	0.0	0	0
12/26	BUFFALO					INACTIVE								
1/2	at New England					INACTIVE								
SEASON TOTALS		14	0	8	143	17.9	65	0		2	5	2.5	7	0

Date	Opponent	No	FC	PUNT RETURNS				TD	KICKOFF RETURNS				
				Yds	Avg	Lg			No	Yds	Avg	Lg	TD
9/12	ATLANTA	3	2	4	1.3	2	0		3	57	19.0	30	0
9/19	at New Orleans	0	0	0	0.0	0	0		0	0	0.0	0	0
9/26	at Seattle	2	2	13	6.5	7	0		2	40	20.0	22	0
10/3	ST. LOUIS	2	1	23	11.5	13	0		1	18	18.0	18	0
10/10	ARIZONA	4	3	88	22.0	71t	0		0	0	0.0	0	0
10/17	at New York Jets	1	1	6	6.0	6	0		0	0	0.0	0	0
10/31	at Chicago	3	3	20	6.6	8	0		0	0	0.0	0	0
11/7	SEATTLE	4	2	33	8.2	22	0		1	12	12.0	12	0
11/14	CAROLINA	2	1	14	7.0	8	0		3	75	25.0	29	0
11/21	at Tampa Bay	2	2	11	5.5	7	0		1	18	18.0	18	0
11/28	MIAMI	3	1	11	3.6	5	0		0	0	0.0	0	0
12/5	at St. Louis	1	1	9	9.0	9	0		0	0	0.0	0	0
12/12	at Arizona	4	1	34	8.5	17	0		1	17	17.0	17	0
12/18	WASHINGTON	0	0	0	0.0	0	0		2	38	19.0	22	0
12/26	BUFFALO					INACTIVE							
1/2	at New England					INACTIVE							
SEASON TOTALS		31	20	266	8.6	71t	1		14	275	19.6	30	0

Battle's 2003 Game-by-Game Statistics

Date	Opponent	GP	GS	RECEIVING					TD	RUSHING				
				Rec	Yds	Avg	Lg			No	Yds	Avg	Lg	TD
9/7	CHICAGO					INACTIVE								
9/14	at St. Louis	1	0	0	0	0.0	0	0		0	0	0.0	0	0
9/21	Cleveland	1	0	0	0	0.0	0	0		0	0	0.0	0	0
9/28	at Minnesota	1	0	0	0	0.0	0	0		0	0	0.0	0	0



Arnaz Battle

Battle's 2003 Game-by-Game Statistics (Continued)

Date	Opponent	GP	GS	RECEIVING				Lg	TD	RUSHING				
				Rec	Yds	Avg				No	Yds	Avg	Lg	TD
10/5	DETROIT	1	0	0	0	0.0		0	0	1	9	9.0	9	0
10/12	at Seattle	1	0	0	0	0.0		0	0	1	5	5.0	5	0
10/19	TAMPA BAY	1	0	0	0	0.0		0	0	0	0	0.0	0	0
10/26	at Arizona	1	0	0	0	0.0		0	0	0	0	0.0	0	0
11/2	ST. LOUIS													
11/17	PITTSBURGH	1	0	0	0	0.0		0	0	0	0	0.0	0	0
11/23	at Green Bay													
11/30	at Baltimore													
12/7	ARIZONA													
12/10														
SEASON TOTALS		8	0	0	0	0		0	0	2	14	7.0	9	0

Battle's Career Statistics

Date	Opponent	GP	GS	RECEIVING				Lg	TD	RUSHING				
				Rec	Yds	Avg				No	Yds	Avg	Lg	TD
2003	San Francisco	8	0	0	0	0		0	0	2	14	7.0	9	0
2004	San Francisco	14	0	8	143	17.9		65	0	2	5	2.5	7	0
2005	San Francisco	10	8	32	363	11.3		39	3	8	11	1.4	9	0
2006	San Francisco	16	15	59	686	11.6		56	3	5	25	5.0	18	0
2007	San Francisco	16	15	50	600	12.0		57t	5	4	4	1.0	8	1
2008	San Francisco	9	0	24	318	13.3		36	0	1	18	18.0	18	0
2009	San Francisco	15	0	5	40	8.0		12	0	0	0	0.0	0	0
NFL Totals		88	38	178	2150	12.1		65	11	22	77	3.5	18	1

PUNT RETURNS

Date	Opponent	No	FC	Yds	Avg	Lg	TD
2004	San Francisco	31	20	266	8.6	71t	1
2009	San Francisco	21	10	61	2.9	18	0
NFL Totals		52	30	327	6.3	71t	1

KICKOFF RETURNS

Date	Opponent	No	Yds	Avg	Lg	TD
2004	San Francisco	14	275	19.6	30	0
2009	San Francisco	3	68	22.7	26	0
NFL Totals		17	343	20.1	30	0

Career Special Teams Tackles (36): 8 in 2003, 16 in 2004, 13 in 2009.

Career Passing: 2-3 for 27 yards: 2005 (2-2, 27 yards), 2006 (0-1)

Eugene Bright TE

HEIGHT — 6-4
 WEIGHT — 268
 COLLEGE — Purdue
 BIRTHDATE — April 18, 1985

BIRTHPLACE — Bryn Mawr, Pa.
 HOW ACQUIRED — FA'10
 NFL EXPERIENCE — 1st year

87



PRO

(0-0/0-0): Signed to the Steelers' offseason roster on January 7, 2010...signed to the practice squad on November 2, 2009...converted to tight end in the NFL after playing DE in college.

2009 [0-0]: Signed to the Steelers' practice squad before Week 8 and spent the remainder of the season on the practice squad...originally signed with the Philadelphia Eagles on April 23, 2009...was released by the Eagles on Sept. 4, 2009.

2008 [0-0]: Was undrafted and never made it on an NFL roster.

COLLEGE

Majored in organizational leadership and supervision...played Defensive End at Purdue. **2007**: Played in 13 games at DE...had five sacks, 17 tackles and six tackles for

a loss. **2006**: Appeared in 12 games, including one start...had eight tackles (seven solo, one assist) and two pass breakups...made first career start vs. Indiana State on Sept. 2...came up with season-high three tackles (all solo) and a pass breakup vs. Minnesota on Sept. 23...broke up pass at Illinois on Nov. 11. **2005**: Appeared in all 11 games as reserve...had 10 tackles (seven solo, three assists), including 2.5 for loss and 1.5 sacks...recorded season-high two tackles (1 solo, 1 assist), including 0.5 sack, vs. Akron on Sept. 10...equaled career high with 1.0 sack vs. Michigan State on Nov. 5...matched season high of two tackles (1 solo, 1 assist) at Indiana on Nov. 19. **2004**: Received team's Newcomer Award -- Defense for spring season...appeared in all 12 games as reserve and on special teams...had 13 tackles (7 solo, 6 assists), including 3.0 for loss and 1.0 sack,

Eugene Bright

with one fumble recovery...recorded a sack vs. Ball State on Sept. 11...had two tackles (both solos), including 1.0 for loss, at Penn State on Oct. 9...finished with a career-high four tackles (2 solo, 2 assists) at Iowa on Nov. 6...equaled career high of four tackles (1 solo, 3 assists) vs. Indiana on Nov. 20...recovered a fumble vs. Arizona State in The Sun Bowl on Dec. 31. **2003:** Red Shirted.

PERSONAL

Ranked as No. 29 player in Pennsylvania by SuperPrep and No. 47 by Rivals.com...played seven different

positions in four years on varsity squad...first team all-area as strong safety and second team as tight end his senior season...played in Big 33 Game and East-West All-Star Game...had 19 career interceptions, returning three of them for touchdowns...recorded 58 tackles, including two sacks, with seven interceptions as senior...had 11 sacks in five games as sophomore defensive end...also participated in basketball and track and field...Full name: Eugene Stanley Bright.

Joe Burnett CB

HEIGHT — 5-10

WEIGHT — 192

COLLEGE — Central Florida

BIRTHDATE — Nov. 28, 1986

BIRTHPLACE — Eustis, Fla.

HOW ACQUIRED — D5a-09 (#168)

NFL EXPERIENCE — 2nd Year

27



PRO

(15-0-0-0): Signed a three-year contract with Pittsburgh on June 12, 2009...originally drafted by the Steelers in the fifth round (168th overall) of the 2009 NFL Draft.

2009 (15-0): Made his NFL debut against the Chicago Bears week 2...had 13 special teams tackles and recorded three solo tackles on defense in 15 games...**9/10 vs. Tennessee:** Was inactive...**9/20 at Chicago:** Made his NFL debut...had one assisted tackle on special teams...downed a 58-yard punt by P Daniel Sepulveda at the Bears' three-yard line in the second quarter...**9/27 at Cincinnati:** Played in his second consecutive game...finished with two solo tackles on special teams...**10/4 vs. San Diego:** Played in his third consecutive game...finished with a solo and assisted tackle on special teams...**10/11 at Detroit:** Played in his fourth consecutive game as a contributor on special teams...**10/18 vs. Cleveland:** Played in his fifth consecutive game as a contributor on special teams...**10/25 vs. Minnesota:** Played in his sixth consecutive game as a contributor on special teams...recorded one tackle on special teams...**11/9 at Denver:** Played in his seventh consecutive game as a contributor on special teams...**11/15 vs. Cincinnati:** Played in his eighth consecutive game as a contributor on special teams...recorded one assisted tackle on special teams...**11/22 at Kansas City:** Played in his ninth consecutive game as a contributor on special teams...**11/29 at Baltimore:** Played in his 10th

consecutive game as a contributor on special teams...recorded two solo tackles on special teams...**12/6 vs. Oakland:** Played in his 11th consecutive game as a contributor on special teams...**12/10 at Cleveland:** Played in his 12th consecutive game as a contributor on special teams and defense...recorded his first career tackle...**12/20 vs. Green Bay:** Played in his 13th consecutive game as a contributor on special teams and defense...recorded two solo tackles on defense along with two solo tackles on special teams...**12/27 vs. Baltimore:** Played in his 14th consecutive game as a contributor on special teams and defense...**1/3 at Miami:** Played in his 15th consecutive game as a contributor on special teams...recorded one solo tackle on special teams.

COLLEGE

Started since freshman season as a cornerback (16 career interceptions, 35 pass breakups) and return man (three punt, two kickoff returns for touchdown)...four-year starter was named first-team All-Conference USA at cornerback and kickoff and punt returner as a senior...majored in criminal justice. **2008:** Played in 12 games as a senior...recorded 44 tackles (30 solo), four interceptions, and 11 pass defenses...returned 26 punts for 378 yards (14.5 avg.)...returned 26 kickoffs for 745 yards (28.7 avg.) with two touchdowns...earned first-team All-Conference USA honors at cornerback, kickoff returner and punt returner. **2007:** One of five defensive players to start all 14 games during the season...posted six interceptions...earned



Joe Burnett

first-team All-Conference USA honors as a punt returner for the third consecutive season and first-team honors as a defensive back for the second time in his career. **2006:** Named first-team punt returner on the Conference USA coaches' all-league team...started eight games at cornerback before injuring his ankle in the Houston game (Oct. 28)...sat out two games before returning against Tulane (Nov. 18) as a punt returner. **2005:** First-team Freshman All-American according to the Football Writers Association of America, Rivals.com and CollegeFootballNews.com...third-team Freshman All-America selection by *The Sporting News*...C-USA All-Conference first-team and All-Freshman team selection...earned first-team defense and special teams honors...the only freshman to earn a spot on the first team...first player in school history to be named a first-team freshman All-American by any media outlet.

PERSONAL

Second-team Class 2A defensive back selection at Eustis High School...lettered four years in football and basketball...nominated for the McDonald's All-America game in basketball...earned three letters in track and one in baseball...second in Florida history with 31 career interceptions...first-team all-state selection...named regional MVP...earned defensive player of the year honors in both football and basketball during standout career...all-area first-team selection four times...tallied five interceptions with 78 solo tackles and 24 assists as a senior...contributed 689 passing and 874 rushing yards offensively...productive junior season featured nine interceptions, along with 68 solo tackles and 20 assists...rushed for 20 touchdowns and 1,300 yards as a junior...528 kickoff return yards and 340 punt return yards during junior season...son of Tammy Bedford...Full name: Joe Burnett.

Burnett's 2009 Game-by-Game Statistics

Date	Opponent	GP	GS	T	AT	TOT	Sacks	Yds	Int	PD	FF	FR
9/10	TENNESSEE						INACTIVE					
9/20	at Chicago	1	0	0	0	0	0.0	0.0	0/0	0	0	0
9/27	at Cincinnati	1	0	0	0	0	0.0	0.0	0/0	0	0	0
10/4	SAN DIEGO	1	0	0	0	0	0.0	0.0	0/0	0	0	0
10/11	at Detroit	1	0	0	0	0	0.0	0.0	0/0	0	0	0
10/18	CLEVELAND	1	0	0	0	0	0.0	0.0	0/0	0	0	0
10/25	MINNESOTA	1	0	0	0	0	0.0	0.0	0/0	0	0	0
11/9	at Denver	1	0	0	0	0	0.0	0.0	0/0	0	0	0
11/15	CINCINNATI	1	0	0	0	0	0.0	0.0	0/0	0	0	0
11/22	at Kansas City	1	0	0	0	0	0.0	0.0	0/0	0	0	0
11/29	at Baltimore	1	0	0	0	0	0.0	0.0	0/0	0	0	0
12/6	OAKLAND	1	0	0	0	0	0.0	0.0	0/0	0	0	0
12/10	at Cleveland	1	0	0	0	0	0.0	0.0	0/0	0	0	0
12/20	GREEN BAY	1	0	0	0	0	0.0	0.0	0/0	0	0	0
12/27	BALTIMORE	1	0	0	0	0	0.0	0.0	0/0	0	0	0
1/3	at Miami	1	0	0	0	0	0.0	0.0	0/0	0	0	0
SEASON TOTALS		15	0	0	0	0	0.0	0.0	0/0	0	0	0

Burnett's Career Statistics

REGULAR SEASON

Year	Team	GP	GS	T	AT	TOT	Sacks	Yds	Int	PD	FF	FR
2009	Pittsburgh	15	0	3	0	3	0.0	0.0	0/0	0	0	0
NFL Totals		15	0	3	0	3	0.0	0.0	0/0	0	0	0

Career Special Teams Tackles (13): 13 in 2009.

Ryan Clark **S**

HEIGHT — 5-11

WEIGHT — 205

COLLEGE — LSU

BIRTHDATE — Oct. 12, 1979

BIRTHPLACE — Merraro, La.

HOW ACQUIRED — UFA '06
(from Washington)

NFL EXPERIENCE — 9th Year

25

**PRO**

[98-75/5-5]: Signed a four-year contract with Pittsburgh on March 9, 2010...Originally signed by Pittsburgh on March 14, 2006...had started the previous two seasons in Washington alongside the late Pro Bowl safety Sean Taylor...signed as an unrestricted free agent with Washington on July 31, 2004...originally signed as an undrafted rookie free agent by the New York Giants in 2002.

2009 [15-15]: Started 15 games at FS...finished second on the team with 110 tackles and tied for the team lead with three interceptions...also surpassed 500 tackles for his career...**9/10 vs. Tennessee:** Made his 61st career start at FS...finished with six solo tackles...surpassed 400 career tackles [405]...**9/20 at Chicago:** Played in his 85th career game and made his 62nd career start at FS...finished with seven solo tackles and one pass defense...**9/27 at Cincinnati:** Made his 63rd career start at FS...recorded eight solo tackles, two pass defenses and one QB pressure...**10/4 vs. San Diego:** Made his 64th career start at FS...recorded six solo tackles...**10/11 at Detroit:** Made his 65th career start at FS...recorded seven solo tackles with one interception for no gain...**10/18 vs. Cleveland:** Made his 66th career start at FS...recorded three solo tackles with one interception for no gain...**10/25 vs. Minnesota:** Made his 67th career start at FS...recorded seven solo tackles and one pass breakup...**11/9 at Denver:** Was inactive for the game...**11/15 vs. Cincinnati:** Made his 68th career start at FS...recorded eight solo tackles and one pass breakup...**11/22 at Kansas City:** Made his 69th career start at FS...recorded 10 solo tackles and two pass breakups...**11/29 at Baltimore:** Made his 70th career start at FS...recorded seven solo tackles...**12/6 vs. Oakland:** Made his 71st career start at FS...recorded seven tackles [four solo]...**12/10 at Cleveland:** Made his 72nd career start at FS...recorded 11 solo tackles...**12/20 vs. Green Bay:** Made his 73rd career start at FS...recorded six solo tackles with one pass breakup...**12/27 vs. Baltimore:** Made his 74th career start at FS...recorded nine solo tackles...**1/3 at Miami:** Made his 75th career start at FS...recorded eight solo tackles, one pass breakup and an interception.

2008 [14-14/3-3]: Started 14 regular-season games...missed games on November 3 at Washington and December 28 against Cleveland due to shoulder injuries...selected as the Steelers' 2008 winner of "The Chief Award" for his cooperation with the media, an award voted annually by the Pittsburgh chapter of the Pro Football Writers of America...received the Ed Block Courage award...named to the *USA Today* All-Joe team...finished second on the team with a career-high 113 tackles [55 solo]...also contributed one interception and eight pass defenses...had five tackles on special teams...set Steelers' personal highs with 12 tackles on November 20 versus Cincinnati and December 21 at Tennessee...started all three postseason games...finished with 14 postseason tackles [11 solo]...forced the first fumble of his postseason career late in the fourth quarter of the AFC Championship Game...**9/7 vs. Houston:** Played in his 70th career game and made his 47th career start at FS...tied for second on the team with eight tackles [five solo]...added one tackle on special teams...**9/14 at Cleveland:** Made his 48th career start at FS and recorded five tackles [two solo]...tied Bryant McFadden for the team lead with two pass defenses...**9/21 at Philadelphia:** Made his 49th career start at FS...finished second on the team with nine tackles [five solo]...**9/29 vs. Baltimore:** Made his 50th career start and recorded eight tackles [three solo] and had one pass defense...had one solo tackle on special teams...**10/5 at Jacksonville:** Made his fifth consecutive start at FS...finished second [tied] on the team with seven tackles [three solo]...had one QB pressure...**10/19 at Cincinnati:** Played in his 75th career game and made his sixth consecutive start at FS...finished with eight tackles [four solo]...recorded one solo tackle on special teams...**10/26 vs. New York Giants:** Started his seventh consecutive game at FS...finished second on the team with nine tackles [seven solo]...seven solo tackles led the team and were a season high [tied]...had one pass defense...had one solo tackle on special teams...**11/3 at Washington:** Was inactive due to a shoulder injury...**11/9 vs. Indianapolis:** Returned from a shoulder injury to make his 54th career start at FS...had five tackles [one solo] and one pass defense...**11/16 vs. San Diego:** Made his second consecutive start at FS...finished with seven tackles



Ryan Clark

MEDIA INFORMATION

FOOTBALL STAFF

2010 PLAYERS

2009 IN REVIEW

STEELERS HISTORY

RECORDS

(two solo)...**11/20 vs. Cincinnati:** Made his third consecutive start at FS...finished with 12 tackles (six solo), the most in his three years with the Steelers...**11/30 at New England:** Played in his 80th career game and made his fourth consecutive start at FS...finished with eight tackles (five solo), one QB pressure and two pass defenses...**12/7 vs. Dallas:** Made his fifth consecutive start at FS...finished with eight tackles (three solo)...had one solo tackle on special teams...**12/14 at Baltimore:** Made his sixth consecutive start at FS...finished with seven tackles (two solo)...surpassed 100 tackles in a season for the first time in his career (101)...recorded his first interception of the season in the first quarter...**12/21 at Tennessee:** Made his 60th career start...led the team with 12 tackles (seven solo) and had one pass defense...left the game late in the fourth quarter with a shoulder injury...**12/28 vs. Cleveland:** Was inactive due to a shoulder injury...**AFC Divisional Game 1/11 vs. San Diego:** Made his third career postseason start...finished with one solo tackle...**AFC Championship Game 1/18 vs. Baltimore:** Made his second consecutive postseason start at FS...finished second on the team with eight solo tackles...caused his first postseason fumble late in the fourth quarter...**Super Bowl XLIII 2/1 vs. Arizona:** Made his third consecutive postseason start at FS...finished with five tackles (two solo).

2007 [6-6/0-0]: Started six games at FS...missed three consecutive games in Weeks 8-10 due to a spleen injury...was placed on the Reserve/Injured List on Nov. 14...finished the season with 24 tackles, one sack, two pass defenses and a forced fumble...**9/9 at Cleveland:** Started at FS...had three solo tackles, including a sack for a loss of 12 yards...also broke up one pass and registered the third forced fumble of his career...**9/16 vs. Buffalo:** Started at FS and logged four solo tackles and one defended pass...also had two special teams tackles...**9/23 vs. San Francisco:** Started at FS and had four solo tackles...his four tackles put him over 300 career tackles, with 303...**9/30 at Arizona:** Made his fourth consecutive start at FS and racked up five solo tackles and one quarterback hit...**10/7 vs. Seattle:** Made his fifth consecutive start, but his first at SS, due to an injury to Troy Polamalu...registered four solo tackles...part of a defensive unit that allowed only 144 total yards, 38 rushing yards, 106 passing yards and only eight first downs...**10/21 at Denver:** Returned to his starting role at FS, which gave him his sixth consecutive start...racked up four solo tackles...part of a defensive unit that allowed Denver running backs to pick up only 54 rushing yards...**10/28 at Cincinnati:** Was inactive due to illness...**11/5 vs. Baltimore:** Was inactive due to illness...**11/11 vs. Cleveland:** Missed his

third consecutive game due to a spleen injury...**11/14:** Placed on Reserve/Injured List.

2006 [13-12]: In his first season with the Steelers, started 12 games and finished with 75 tackles...had one interception and three fumble recoveries...**9/7 vs. Miami:** Started his first game as a Steeler at FS...registered six solo tackles...also recorded a pass defense and one tackle for a loss...**9/18 at Jacksonville:** Started at FS and recorded eight solo tackles...also added one pass defense...**9/24 vs. Cincinnati:** Started at FS and recorded eight tackles (six solo)...hit Bengals WR Chris Henry over the middle, causing the ball to be intercepted by Ike Taylor...**10/8 at San Diego:** Started at FS and recorded his first interception as a Steeler...tied a game high with eight tackles (seven solo)...**10/15 vs. Kansas City:** Started at FS...recorded four tackles (three solo)...**10/22 at Atlanta:** Started at FS...recorded seven tackles (six solo)...**10/29 at Oakland:** Started at FS and recorded six tackles (four solo)...added one solo special teams tackle...held the Raiders to 17 yards passing...**11/5 vs. Denver:** Started at FS and recorded three tackles...**11/12 vs. New Orleans:** Recorded five tackles (four solo) and recovered two fumbles, the first fumble recoveries of his career...added one solo special teams tackle...**11/19 at Cleveland:** Recorded six tackles (five solo) and one pass defense...recovered a fumble, his third recovery in the last two games...**11/26 at Baltimore:** Started at FS...recorded nine tackles (six solo) and one solo special teams tackle...**12/3 vs. Tampa Bay:** Recorded four solo tackles before leaving the game with a groin injury...**12/7 vs. Cleveland:** Did not play due to a groin injury...**12/17 at Carolina:** Saw action but didn't start...recorded one tackle before re-aggravating his groin...added one special teams tackle...**12/24 vs. Baltimore:** Was inactive due to a hamstring injury...**12/31 at Cincinnati:** Did not dress due to a hamstring injury.

2005 [13-13/2-2]: Finished the season with 72 tackles (48 solo), three interceptions, two forced fumbles and a half sack...**9/11 vs. Chicago:** Inactive because of an injury...**9/19 at Dallas:** Inactive because of an injury...**10/2 vs. Seattle:** Started at safety...recorded three tackles (all solo)...**10/9 at Denver:** Started at safety...recorded eight tackles (four solo)...**10/16 at Kansas City:** Inactive because of an injury...**10/24 vs. San Francisco:** Started at safety...recorded two tackles (one solo)...**10/30 at New York Giants:** Recorded career highs with 14 tackles and 11 solo tackles, and also tallied his first career interception (Eli Manning) and one pass deflection...**11/6 vs. Philadelphia:** Recorded five tackles (three solo) and one interception for six yards...made a game saving intercepting Eagles quarterback

Ryan Clark

Donovan McNabb on fourth down on the Redskins 7-yard line with 1:32 remaining in the fourth quarter...**11/13 at Tampa Bay:** Started at strong safety...recorded six tackles (four solo) and two special teams tackles...**11/20 vs. Oakland:** Started at strong safety...recorded four tackles (three solo)...**11/27 vs. San Diego:** Started at strong safety...recorded six tackles (four solo), a half-sack for 4.5 yards...**12/4 at St. Louis:** Started a strong safety...recorded three tackles (two solo) and one special teams tackle...**12/11 at Arizona:** Started at safety...recorded four tackles (three solo)...**12/18 vs. Dallas:** Started at safety...recorded six tackles (three solo) and one forced fumble...recorded one special teams tackle...**12/24 vs. New York Giants:** Started at safety...recorded six tackles (four solo)...**1/1 at Philadelphia:** Started at safety...recorded five tackles (three solo), one interception for four yards and one forced fumble.

2004 (15-11): Stepped in for the secondary when Matt Bowen and Andre Lott went down due to injuries...played in 15 games and made 11 starts...led all Washington defensive backs with 91 tackles (65 solo) and finished fourth on the team...added 10 special teams tackles...**9/19 at New York Giants:** Recorded four tackles (three solo)...**9/27 vs. Dallas:** Registered one solo tackle...**10/3 at Cleveland:** Finished with an assisted tackle...**10/10 vs. Baltimore:** Set a then career high with 12 tackles (10 solo)...**10/17 at Chicago:** Recorded nine tackles (six solo)...**10/31 vs. Green Bay:** Recorded nine tackles (six solo)...**11/7 at Detroit:** Recorded 11 tackles (eight solo)...**11/14 vs. Cincinnati:** Matched a then-career high with 12 tackles and 10 solo...**11/21 at Philadelphia:** Recorded six tackles (five solo)...**11/28 at Pittsburgh:** Recorded five tackles (two solo)...**12/5 vs. New York Giants:** Notched

four stops (three solo)...**12/12 vs. Philadelphia:** Registered three tackles (two solo)...**12/18 at San Francisco:** Finished with two solo tackles...**12/26 at Dallas:** Registered seven tackles (five solo)...**1/2 vs. Minnesota:** Notched five stops (two solo).

2003 (16-4): Had a breakout season with the Giants, playing every game while starting four times...recorded 23 tackles (17 solo) one sack, two pass defenses and five special teams stops...**10/19 vs. Philadelphia:** Notched four tackles with one solo and a pass defense...**11/9 vs. Atlanta:** Recorded six tackles (three solo) and a pass defense...**11/16 at Philadelphia:** Recorded three solo tackles...**11/24 at Tampa Bay:** Notched five solo stops...**12/21 at Dallas:** Recorded two solo tackles...**12/28 vs. Carolina:** Recorded three solo tackles and his first career sack for a loss of seven yards.

2002 (6-0): Played in the first six games on special teams...was signed to the Giants practice squad where he was for the remainder of the season...**9/15 at St. Louis:** Recorded his only tackle of the season.

COLLEGE

Started 36 consecutive games at FS for LSU. **2001:** Ranked third on the Tigers with 88 tackles (63 solo) and recorded three interceptions. **2000:** Was selected to the All-SEC second team by the league's coaches. **1999:** Started all 11 games...led the Tigers in tackles (110), interceptions (3), pass breakups (10) and forced fumbles (3). **1998:** Named LSU's Special Teams Player of the Year.

PERSONAL

Is married to Yonka and has three children, Jordan, Jaden and Logan...son of Michael and Sheilia Clark...Full name: Ryan Terry Clark.

Clark's 2009 Game-by-Game Statistics

Date	Opponents	GP	GS	T	AT	TOT	Sacks	Yds	Int/Yds	PD	FF	FR
9/10	TENNESSEE	1	1	6	0	6	0.0	0.0	0/0	0	0	0
9/20	at Chicago	1	1	7	0	7	0.0	0.0	0/0	1	0	0
9/27	at Cincinnati	1	1	8	0	8	0.0	0.0	0/0	2	0	0
10/4	SAN DIEGO	1	1	6	0	6	0.0	0.0	0/0	0	0	0
10/11	at Detroit	1	1	7	0	7	0.0	0.0	1/0	0	0	0
10/18	CLEVELAND	1	1	3	0	3	0.0	0.0	1/0	0	0	0
10/25	MINNESOTA	1	1	7	0	7	0.0	0.0	0/0	1	0	0
11/9	at Denver						INACTIVE					
11/15	CINCINNATI	1	1	8	0	8	0.0	0.0	0/0	1	0	0
11/22	at Kansas City	1	1	10	0	10	0.0	0.0	0/0	2	0	0
11/29	at Baltimore	1	1	7	0	7	0.0	0.0	0/0	0	0	0
12/6	OAKLAND	1	1	7	0	7	0.0	0.0	0/0	0	0	0
12/10	at Cleveland	1	1	11	0	11	0.0	0.0	0/0	0	0	0
12/20	GREEN BAY	1	1	6	0	6	0.0	0.0	0/0	1	0	0
12/27	BALTIMORE	1	1	9	0	9	0.0	0.0	0/0	0	0	0
1/3	at Miami	1	1	8	0	8	0.0	0.0	1/0	1	0	0
SEASON TOTALS		15	15	110	0	110	0.0	0.0	3/0	9	0	0



Ryan Clark

Clark's 2008 Game-by-Game Statistics

Date	Opponents	GP	GS	T	AT	TOT	Sacks	Yds	Int/Yds	PD	FF	FR
9/7	HOUSTON	1	1	5	3	8	0.0	0.0	0/0	0	0	0
9/14	at Cleveland	1	1	2	3	5	0.0	0.0	0/0	2	0	0
9/21	at Philadelphia	1	1	5	4	9	0.0	0.0	0/0	0	0	0
9/29	BALTIMORE	1	1	3	5	8	0.0	0.0	0/0	1	0	0
10/5	at Jacksonville	1	1	3	4	7	0.0	0.0	0/0	0	0	0
10/19	at Cincinnati	1	1	4	4	8	0.0	0.0	0/0	0	0	0
10/26	NEW YORK GIANTS	1	1	7	2	9	0.0	0.0	0/0	1	0	0
11/3	at Washington						INACTIVE					
11/9	INDIANAPOLIS	1	1	1	4	5	0.0	0.0	0/0	1	0	0
11/16	SAN DIEGO	1	1	2	5	7	0.0	0.0	0/0	0	0	0
11/20	CINCINNATI	1	1	6	6	12	0.0	0.0	0/0	0	0	0
11/30	at New England	1	1	5	3	8	0.0	0.0	0/0	2	0	0
12/7	DALLAS	1	1	3	5	8	0.0	0.0	0/0	0	0	0
12/14	at Baltimore	1	1	2	5	7	0.0	0.0	1/0	0	0	0
12/21	at Tennessee	1	1	7	5	12	0.0	0.0	0/0	1	0	0
12/28	CLEVELAND						INACTIVE					
SEASON TOTALS		14	14	55	58	113	0.0	0.0	1/0	8	0	0

POSTSEASON

1/11	SAN DIEGO	1	1	1	0	1	0.0	0.0	0/0	0	0	0
1/18	BALTIMORE	1	1	8	0	8	0.0	0.0	0/0	0	1	0
2/1	vs. Arizona	1	1	2	3	5	0.0	0.0	0/0	0	0	0
POSTSEASON TOTALS		3	3	11	3	14	0.0	0.0	0/0	0	1	0

Clark's 2007 Game-by-Game Statistics

Date	Opponents	GP	GS	T	AT	TOT	Sacks	Yds	Int/Yds	PD	FF	FR
9/9	at Cleveland	1	1	3	0	3	1.0	12.0	0/0	1	1	0
9/16	BUFFALO	1	1	4	0	4	0.0	0.0	0/0	1	0	0
9/23	SAN FRANCISCO	1	1	4	0	4	0.0	0.0	0/0	0	0	0
9/30	at Arizona	1	1	5	0	5	0.0	0.0	0/0	0	0	0
10/7	SEATTLE	1	1	4	0	4	0.0	0.0	0/0	0	0	0
10/21	at Denver	1	1	4	0	4	0.0	0.0	0/0	0	0	0
10/28	at Cincinnati						INACTIVE					
11/5	BALTIMORE						INACTIVE					
11/11	CLEVELAND						INACTIVE					
11/18	at New York Jets						RESERVE/INJURED LIST					
11/26	MIAMI						RESERVE/INJURED LIST					
12/2	CINCINNATI						RESERVE/INJURED LIST					
12/9	at New England						RESERVE/INJURED LIST					
12/16	JACKSONVILLE						RESERVE/INJURED LIST					
12/20	at St. Louis						RESERVE/INJURED LIST					
12/30	at Baltimore						RESERVE/INJURED LIST					
SEASON TOTALS		6	6	24	0	24	1.0	12.0	0/0	2	1	0

POSTSEASON

1/5	JACKSONVILLE						RESERVE/INJURED LIST					
-----	--------------	--	--	--	--	--	----------------------	--	--	--	--	--

Clark's 2006 Game-by-Game Statistics

Date	Opponents	GP	GS	T	AT	TOT	Sacks	Yds	Int/Yds	PD	FF	FR
9/7	MIAMI	1	1	6	0	6	0.0	0	0/0	1	0	0
9/18	at Jacksonville	1	1	8	0	8	0.0	0	0/0	1	0	0
9/24	CINCINNATI	1	1	6	2	8	0.0	0	0/0	0	0	0
10/8	at San Diego	1	1	7	1	8	0.0	0	1/-1	1	0	0
10/15	KANSAS CITY	1	1	3	1	4	0.0	0	0/0	0	0	0
10/22	at Atlanta	1	1	6	1	7	0.0	0	0/0	0	0	0
10/29	at Oakland	1	1	4	2	6	0.0	0	0/0	0	0	0
11/5	DENVER	1	1	0	3	3	0.0	0	0/0	0	0	0
11/12	NEW ORLEANS	1	1	4	1	5	0.0	0	0/0	0	0	2
11/19	at Cleveland	1	1	5	1	6	0.0	0	0/0	1	0	1
11/26	at Baltimore	1	1	6	3	9	0.0	0	0/0	0	0	0
12/3	TAMPA BAY	1	1	4	0	4	0.0	0	0/0	0	0	0
12/7	CLEVELAND						INACTIVE					
12/17	at Carolina	1	0	1	0	1	0.0	0	0/0	0	0	0
12/24	BALTIMORE						INACTIVE					
12/31	at Cincinnati						INACTIVE					
SEASON TOTALS		13	12	60	15	75	0.0	0	1/-1	4	0	3

2010 PLAYERS

Ryan Clark

Clark's 2005 Game-by-Game Statistics

Date	Opponent	GP	GS	T	AT	TOT	Sacks	Yds	Int	PD	FF	FR
9/11	CHICAGO						INACTIVE					
9/19	at Dallas						INACTIVE					
10/2	SEATTLE	1	1	3	0	3	0.0	0.0	0/0	0	0	0
10/9	at Denver	1	1	4	4	8	0.0	0.0	0/0	0	0	0
10/16	at Kansas City						INACTIVE					
10/23	SAN FRANCISCO	1	1	1	1	2	0.0	0.0	0/0	0	0	0
10/30	at New York Giants	1	1	11	3	14	0.0	0.0	1/0	1	0	0
11/6	PHILADELPHIA	1	1	3	2	5	0.0	0.0	1/6	1	0	0
11/13	at Tampa Bay	1	1	4	2	6	0.0	0.0	0/0	0	0	0
11/20	OAKLAND	1	1	3	1	4	0.0	0.0	0/0	0	0	0
11/27	SAN DIEGO	1	1	4	2	6	0.5	4.5	0/0	0	0	0
12/4	at St. Louis	1	1	2	1	3	0.0	0.0	0/0	0	0	0
12/11	at Arizona	1	1	3	1	4	0.0	0.0	0/0	0	0	0
12/18	DALLAS	1	1	3	3	6	0.0	0.0	0/0	0	1	0
12/24	NEW YORK GIANTS	1	1	4	2	6	0.0	0.0	0/0	0	0	0
1/1	at Philadelphia	1	1	3	2	5	0.0	0.0	1/4	1	1	0
SEASON TOTALS		13	13	48	24	72	0.5	4.5	3/10	3	2	0

POSTSEASON

1/7	at Tampa Bay	1	1	6	2	8	0.0	0.0	0/0	0	0	0
1/14	at Seattle	1	1	5	1	6	0.0	0.0	0/0	1	0	0
POSTSEASON TOTALS		2	2	11	3	14	0.0	0.0	0/0	1	0	0

Clark's 2004 Game-by-Game Statistics

Date	Opponent	GP	GS	T	AT	TOT	Sacks	Yds	Int	PD	FF	FR
9/12	TAMPA BAY						INACTIVE					
9/19	at New York Giants	1	0	3	1	4	0.0	0.0	0/0	0	0	0
9/27	DALLAS	1	0	1	0	1	0.0	0.0	0/0	0	0	0
10/3	at Cleveland	1	0	0	1	1	0.0	0.0	0/0	0	0	0
10/10	BALTIMORE	1	0	10	2	12	0.0	0.0	0/0	0	0	0
10/17	at Chicago	1	1	6	3	9	0.0	0.0	0/0	0	0	0
10/31	GREEN BAY	1	1	6	3	9	0.0	0.0	0/0	0	0	0
11/7	at Detroit	1	1	8	3	11	0.0	0.0	0/0	0	0	0
11/14	CINCINNATI	1	1	10	2	12	0.0	0.0	0/0	0	0	0
11/21	at Philadelphia	1	1	5	1	6	0.0	0.0	0/0	0	0	0
11/28	at Pittsburgh	1	1	2	3	5	0.0	0.0	0/0	0	0	0
12/5	NEW YORK GIANTS	1	1	3	1	4	0.0	0.0	0/0	0	0	0
12/12	PHILADELPHIA	1	1	2	1	3	0.0	0.0	0/0	0	0	0
12/18	at San Francisco	1	1	2	0	2	0.0	0.0	0/0	1	0	0
12/26	at Dallas	1	1	5	2	7	0.0	0.0	0/0	0	0	0
1/2	MINNESOTA	1	1	2	3	5	0.0	0.0	0/0	0	0	0
SEASON TOTALS		15	11	65	26	91	0.0	0.0	0/0	1	0	0

Clark's 2003 Game-by-Game Statistics

Date	Opponent	GP	GS	T	AT	TOT	Sacks	Yds	Int	PD	FF	FR
9/7	ST. LOUIS	1	0	0	0	0	0.0	0.0	0/0	0	0	0
9/15	DALLAS	1	0	0	0	0	0.0	0.0	0/0	0	0	0
9/21	at Washington	1	0	0	0	0	0.0	0.0	0/0	0	0	0
10/5	MIAMI	1	0	0	0	0	0.0	0.0	0/0	0	0	0
10/12	at New England	1	0	0	0	0	0.0	0.0	0/0	0	0	0
10/19	PHILADELPHIA	1	1	1	3	4	0.0	0.0	0/0	1	0	0
10/26	at Minnesota	1	0	0	0	0	0.0	0.0	0/0	0	0	0
11/2	NEW YORK JETS	1	0	0	0	0	0.0	0.0	0/0	0	0	0
11/9	ATLANTA	1	0	3	3	6	0.0	0.0	0/0	1	0	0
11/16	at Philadelphia	1	1	3	0	3	0.0	0.0	0/0	0	0	0
11/24	at Tampa Bay	1	1	5	0	5	0.0	0.0	0/0	0	0	0
11/30	BUFFALO	1	0	0	0	0	0.0	0.0	0/0	0	0	0
12/7	WASHINGTON	1	0	0	0	0	0.0	0.0	0/0	0	0	0
12/14	at New Orleans	1	0	0	0	0	0.0	0.0	0/0	0	0	0
12/21	at Dallas	1	1	2	0	2	0.0	0.0	0/0	0	0	0
12/28	CAROLINA	1	0	3	0	3	1.0	7.0	0/0	0	0	0
SEASON TOTALS		16	4	17	6	23	1.0	7.0	0/0	2	0	0



Ryan Clark

Clark's 2002 Game-by-Game Statistics

Date	Opponent	GP	GS	T	AT	TOT	Sacks	Yds	Int	PD	FF	FR
9/5	SAN FRANCISCO	1	0	0	0	0	0.0	0.0	0/0	0	0	0
9/15	at St. Louis	1	0	0	1	1	0.0	0.0	0/0	0	0	0
9/22	SEATTLE	1	0	0	0	0	0.0	0.0	0/0	0	0	0
9/29	at Arizona	1	0	0	0	0	0.0	0.0	0/0	0	0	0
10/6	at Dallas	1	0	0	0	0	0.0	0.0	0/0	0	0	0
10/13	ATLANTA	1	0	0	0	0	0.0	0.0	0/0	0	0	0
10/28	at Philadelphia						PRACTICE SQUAD					
11/3	JACKSONVILLE						PRACTICE SQUAD					
11/10	at Minnesota						PRACTICE SQUAD					
11/17	WASHINGTON						PRACTICE SQUAD					
11/24	at Houston						PRACTICE SQUAD					
12/1	TENNESSEE						PRACTICE SQUAD					
12/8	at Washington						PRACTICE SQUAD					
12/15	DALLAS						PRACTICE SQUAD					
12/22	at Indianapolis						PRACTICE SQUAD					
12/28	PHILADELPHIA						PRACTICE SQUAD					
SEASON TOTALS		6	0	0	1	1	0.0	0.0	0/0	0	0	0

Clark's Career Statistics

TACKLES

Year	Team	GP	GS	T	AT	TOT	Sacks	Yds	Int	PD	FF	FR
2002	New York Giants	6	0	0	1	1	0.0	0.0	0/0	0	0	0
2003	New York Giants	16	4	17	6	23	1.0	7.0	0/0	2	0	0
2004	Washington	15	11	65	26	91	0.0	0.0	0/0	1	0	0
2005	Washington	13	13	48	24	72	0.5	4.5	3/10	3	2	0
2006	Pittsburgh	13	12	60	15	75	0.0	0.0	1/-1	4	0	3
2007	Pittsburgh	6	6	24	0	24	1.0	12.0	0/0	2	1	0
2008	Pittsburgh	14	14	55	58	113	0.0	0.0	1/0	8	0	0
2009	Pittsburgh	15	15	110	0	110	0.0	0.0	3/0	9	0	0
NFL Totals		97	75	376	133	509	2.5	23.5	7/9	27	3	3
Steelers Totals		48	47	246	76	322	1.0	12.0	8/-1	19	1	3

Career Special Teams Tackles (33): 0 in 2002, 5 in '03, 10 in '04, 7 in '05, 4 in '06, 2 in '07, 5 in '08 and 0 in '09.

POSTSEASON

TACKLES

Year	Team	GP	GS	T	AT	TOT	Sacks	Yds	Int	PD	FF	FR
2005	Washington	2	2	11	3	14	0.0	0.0	0/0	0	0	0
2007	Pittsburgh	0	0	0	0	0	0.0	0.0	0/0	0	0	0
2008	Pittsburgh	3	3	11	3	14	0.0	0.0	0/0	0	1	0
NFL Totals		5	5	22	6	28	0.0	0.0	0/0	0	1	0
Steelers Totals		3	3	11	3	14	0.0	0.0	0/0	0	1	0

Willie Colon OT

HEIGHT — 6-3

WEIGHT — 315

COLLEGE — Hofstra

BIRTHDATE — April 9, 1983

BIRTHPLACE — Bronx, N.Y.

HOW ACQUIRED — D4a-06 (#131)

NFL EXPERIENCE — 5th Year

74



PRO

(50-50/4-4): Signed his one-year tender on April 16, 2010... signed a one-year contract on

March 11, 2009 to remain with the Steelers...has started 50 straight games after making his way into the starting lineup in the final two games of 2006...started all games the past three years at RT...originally drafted by the Steelers in the fourth round (131st overall) in the 2006 draft.

2009 (16-16): Started all 16 games at RT...provided protection for QB Ben Roethlisberger to throw for more than 4,300 yards, 26 touchdowns, and complete 66 % of his passes during his record-setting season...**9/10 vs. Tennessee:** Made his 35th consecutive start at RT...provided protection for Ben Roethlisberger to complete 33-of-43 passes (76.7 pct.) for 363 yards with one touchdown...**9/20 at Chicago:** Made his

Willie Colon

36th consecutive start at RT...provided protection for Roethlisberger to complete 23-of-35 passes [65.7 pct.] for 221 yards with one touchdown...**9/27 at Cincinnati:** Made his 37th consecutive start at RT...paved way for Willie Parker to rush 25 times for 93 yards [3.7 avg.] with a long of 24...**10/4 vs. San Diego:** Made his 38th consecutive start at RT...paved the way for Rashard Mendenhall to rush 165 yards in 29 attempts [5.7 avg.] with two touchdowns...**10/11 at Detroit:** Made his 39th consecutive start at RT...provided protection for Ben Roethlisberger to complete 23-of-30 passes [76.7 pct.] for 277 yards with three touchdowns...**10/18 vs. Cleveland:** Made his 40th consecutive start at RT...provided protection for Ben Roethlisberger to complete 23-of-35 passes [65.6 pct.] for 417 yards with two touchdowns...**10/25 vs. Minnesota:** Made his 41st consecutive start at RT...provided protection for Ben Roethlisberger to complete 14-of-26 passes [53.8 pct.] for 175 yards with one touchdown...**11/9 at Denver:** Made his 42nd consecutive start at RT...provided protection for Ben Roethlisberger to complete 21-of-29 passes [72.4 pct.] for 233 yards with one touchdown...paved the way for Rashard Mendenhall to rush 22 times for 155 yards [7.0 avg.] with a long of 36...**11/15 vs. Cincinnati:** Made his 43rd consecutive start at RT...provided protection for Ben Roethlisberger to complete 20-of-40 passes [50.0 pct.] for 174 yards...**11/22 at Kansas City:** Made his 44th consecutive start at RT...provided protection for Ben Roethlisberger to complete 32-of-42 passes [76.2 pct.] for 398 yards with three touchdowns...**11/29 at Baltimore:** Made his 45th consecutive start at RT...paved the way for Rashard Mendenhall to rush 95 yards in 24 attempts [4.0 avg.] with a long of 15...marked the first time of the season the offensive line did not allow a sack...**12/6 vs. Oakland:** Made his 46th consecutive start at RT...paved the way for Rashard Mendenhall to rush 103 yards in 20 attempts [5.2 avg.] with one touchdown...provided protection for Ben Roethlisberger to complete 18-of-24 passes [75.0 pct.] for 278 yards with two touchdowns...**12/10 at Cleveland:** Made his 47th consecutive start at RT...provided protection for Ben Roethlisberger to complete 18-of-32 passes [56.2 pct.] for 201 yards with a long of 24...**12/20 vs. Cleveland:** Made his 48th consecutive start at RT...provided protection for Ben Roethlisberger to complete 29-of-46 passes [63.0 pct.] for 503 yards and three touchdowns...**12/27 vs. Baltimore:** Made his 49th consecutive start at RT...provided protection for Ben Roethlisberger to complete 17-of-33 passes [51.5 pct.] for 259 yards with one touchdown...**1/3**

at Miami: Made his 50th consecutive start at RT...provided protection for Ben Roethlisberger to complete 18-of-27 passes [66.7 pct.] for 220 yards and three touchdowns...paved the way for Rashard Mendenhall to rush 94 yards in 20 attempts [4.7 avg.] with a long of 36 and Willie Parker to rush 91 yards in 12 attempts [7.6 avg.] with a long of 34.

2008 [16-16/3-3]: Started all 16 regular-season games at RT for the second consecutive year...started all three postseason games at RT...paved way for Willie Parker to rush for the third-most yards in team postseason history (27-146, 5.4 avg.) in the AFC Divisional Game victory over San Diego...**9/7 vs. Houston:** Made his 19th consecutive start at RT and helped clear the way for Parker to rush 25 times for 138 yards [5.5 avg.] with a career-high three touchdowns...**9/14 at Cleveland:** Made his 20th consecutive start at RT...helped Parker finish with 105 yards on 28 carries [3.8 avg.] for his second consecutive 100-yard rushing performance...**9/21 at Philadelphia:** Made his 21st consecutive start at RT...**9/29 vs. Baltimore:** Made his 22nd consecutive start at RT...**10/5 at Jacksonville:** Made his 23rd consecutive start at RT...provided the protection for Ben Roethlisberger to complete 26-of-41 passes for 309 yards and three touchdowns...**10/19 at Cincinnati:** Made his 24th consecutive start at RT...paved the way for Mewelde Moore to rush 20 times for 120 yards [6.0 avg.] with two touchdowns...key cog to an offensive line which held the Bengals without a sack...**10/26 vs. New York Giants:** Made his 25th consecutive start at RT...paved the way for Moore to rush for 84 yards on 19 attempts [4.4 avg.] with a long of 32 yards and one touchdown...**11/3 at Washington:** Made his 26th consecutive start at RT...provided protection for Byron Leftwich to complete 7-of-10 passes for 129 yards with one touchdown during the second half...**11/9 vs. Indianapolis:** Made his 27th consecutive start at RT...paved the way for Moore to rush for two touchdowns, the third time this season that a Steelers' running back has scored multiple rushing touchdowns in the same game...**11/16 vs. San Diego:** Made his 28th consecutive start at RT...paved the way for Parker to rush 25 times for 115 yards [4.6 avg.] with a long of 13...**11/20 vs. Cincinnati:** Made his 29th consecutive start at RT...provided protection for Roethlisberger to complete 17-of-30 passes for 243 yards with one touchdown and a passer rating of 94.2...**11/30 at New England:** Made his 30th consecutive start at RT...paved way for Parker and Moore to combine for 154 yards on 28 attempts [5.5 avg.] as the Steelers rushed for 161 yards as a team...**12/7 vs. Dallas:** Made his

**Willie Colon**

MEDIA INFORMATION

FOOTBALL STAFF

2010 PLAYERS

2009 IN REVIEW

STEELERS HISTORY

RECORDS

31st consecutive start at RT...provided protection for Roethlisberger to complete 17-of-33 passes for 204 yards with one touchdown and a passer rating of 80.9...**12/14 at Baltimore:** Made his 32nd consecutive start at RT...provided protection for Roethlisberger to complete 22-of-40 passes for 246 yards with one touchdown and a passer rating of 81.9...**12/21 at Tennessee:** Made his 33rd consecutive start at RT...provided protection for Roethlisberger to pass for a season-high 329 yards while completing 25-of-39 passes with two touchdowns...**12/28 vs. Cleveland:** Made his 34th consecutive start at RT...paved way for Parker to rush for 116 yards on 23 attempts (5.0 avg.) with one touchdown...**AFC Divisional Game 1/11 vs. San Diego:** Made his second consecutive postseason start at RT...paved way for Parker to rush for 146 yards on 27 attempts (5.4 avg.) with two touchdowns...**AFC Championship Game 1/18 vs. Baltimore:** Made his third consecutive postseason start at RT...provided protection for Roethlisberger to complete 16-of-33 passes for 255 yards with one touchdown for a passer rating of 84.8...**Super Bowl XLIII 2/1 vs. Arizona:** Made his fourth consecutive postseason start at RT...provided protection for Roethlisberger to complete 21-of-30 passes for 256 yards with one touchdown and one interception for a passer rating of 93.2.

2007 [16-16-1-1]: Started all 16 games at RT in first season as a starter...started the AFC Wild Card Game against Jacksonville at RT...part of a unit that paved the way for RB Willie Parker to finish fourth in NFL with 1,316 yards...**9/9 at Cleveland:** Had his third career start at RT and helped the offense pick up 365 yards, with 206 coming on the ground...**9/16 vs. Buffalo:** Made his second consecutive start of the season and the fourth start of his career...helped pave the way for Parker to have his 15th career 100-yard rushing game...**9/23 vs. San Francisco:** Had his third consecutive start of the season and the fifth of his career...was a key factor in Parker having his 16th career 100-yard rushing game...helped the offense gain a total of 350 yards, with 205 coming on the ground and another 145 passing...**9/30 at Arizona:** Made his fourth consecutive start of the season at RT and helped to allow Ben Roethlisberger to throw for 242 yards and two TDs...**10/7 vs. Seattle:** Made his fifth consecutive start at RT and helped the offense pick up 342 total yards, with 163 rushing and 179 passing...allowed Parker to have his 17th career and fourth 100-yard rushing game of the season (102 yards)...also made way for Najeh Davenport to rush for 58 yards and two rushing TDs...**10/21 at Denver:** Started at RT for the

sixth time this season...part of a line that allowed the offense to gain 379 total yards and allowed Ben Roethlisberger to pass for 290 yards and four TDs...**10/28 at Cincinnati:** Made his ninth consecutive start at RT...part of an offensive line that allowed the Steelers to gain 390 yards, 230 passing and 160 rushing...helped make way for Parker to have his fifth 100-yard rushing game (126) of the season and rush for one TD...gave Roethlisberger time to finish 19-of-26 passing for 109.5 passer rating and two passing TDs...**11/5 vs. Baltimore:** Started in his 10th consecutive game at RT...was a key factor in Roethlisberger going 13-of-16 passing for 209 yards with a career-high five TDs, while registering a perfect passer rating of 158.3...also a major part in Roethlisberger being able to pass for a TD in 13 consecutive games, which broke Terry Bradshaw's previous record of 12 consecutive games...**11/11 vs. Cleveland:** Made his 11th consecutive start at RT...helped the offense pick up 401 total yards, while helping Parker to rush for 105 yards on 25 attempts (4.2 avg.), giving him his sixth 100-yard rushing game of the season...also made it possible for Roethlisberger to complete 23-of-35 passes for 278 yards and two TDs while finishing with a passer rating of 99.9...**11/18 at New York Jets:** Made his 12th consecutive start at RT...**11/26 vs. Miami:** Made his 13th consecutive start at RT...**12/2 vs. Cincinnati:** Registered his 14th consecutive start at RT...part of an offensive line that allowed Roethlisberger to pass for two TDs, while also helping Parker gain 87 rushing yards, passing Barry Foster and Dick Hoak on the all-time rushing list for fifth place with 3,975 rushing yards...**12/9 at New England:** Made his 15th consecutive start at RT...helped Parker have his seventh 100-yard rushing performance of the season...**12/16 vs. Jacksonville:** Registered his 16th consecutive start at RT...part of an offensive line that helped Parker rush for 100 yards on 14 carries (7.1 avg.), which gave him his eighth 100-yard rushing game of the season...**12/20 at St. Louis:** Made his 17th consecutive start at RT...helped Davenport run for 123 yards on 24 carries (5.1 avg.) and one TD, while also allowing Roethlisberger to finish 16-of-20 passing for 261 yards and three TDs, which gave him his third perfect (158.3) passer rating of his career, tying Peyton Manning's NFL record...**12/30 at Baltimore:** Made his 18th consecutive start of the season at RT...**AFC Wild Card Game 1/5 vs. Jacksonville:** Made his first career postseason start and appearance at RT...gave Roethlisberger time to finish 29-of-42 for 337 yards passing with two TDs...also helped Davenport finish the game with two rushing TDs.

Willie Colon

2006 [2-2]: Was inactive for the first 14 games and then made his first two career starts in the final two games after Max Starks went down with an injury...**12/24 vs. Baltimore**: Started and played in his first career NFL game at RT...**12/31 at Cincinnati**: Started for the second straight game at RT...helped offense gain 482 total yards, including 207 yards rushing, and possess the ball for 40:41.

COLLEGE

2005: Anchored a line for an offense that ranked second in the Atlantic 10 and 15th in I-AA with 429.8 ypg...was named third-team All-American by *Don Hansen's Football Gazette* and also was an All-Atlantic 10 first-team selection, a first-team I-AA All-American as selected by both the Walter Camp Foundation and the American Football Coaches Association (AFCA), and a third-team Sports Network I-AA All-America pick...was also named to the *Don Hansen's Football Gazette* Northeast Regional first-team as well. **2004**: Started all 11 games at right tackle...voted to the All-Atlantic 10 second-team...received the

Hofstra Hard Hat Award as the Offensive Lineman of the Year...received game balls in victories over Rhode Island and Richmond. **2003**: Started all 12 games at offensive tackle. **2002**: Played in one game (versus Rhode Island) at defensive tackle...Recorded one solo tackle. **2001**: Redshirted...majored in interdisciplinary studies.

PERSONAL

Played four years of football, three years of basketball and was a member of the track team for one year at Cardinal Hayes High School in the Bronx, N.Y....played on the Cardinals CHSAA "A" championship team...received the Cardinal Hayes Outstanding Defensive Player Award as a senior...recorded 12 sacks as a senior and eight in each of his sophomore and junior seasons...was voted Most Valuable Player in the Catholic High School All-Star game...has one brother and one sister...is an active member of the Big Brothers Association...aspires to have a career in television or radio...son of Jean Davis...Full name: Willie M. Colon.

Dennis Dixon QB

HEIGHT — 6-3

WEIGHT — 209

COLLEGE — Oregon

BIRTHDATE — Jan. 11, 1985

BIRTHPLACE — San Leandro, Calif.

HOW ACQUIRED — 05-08 (#156)

NFL EXPERIENCE — 3rd Year

10



PRO

2008 [2-1/0-0]: Drafted by the Steelers in the fifth round (156th overall) of the 2008 NFL draft...made his first career start in 2009...dressed as backup quarterback for the last five weeks of the 2009 season.

2009 [1-1]: Made his first career start against the Baltimore Ravens in week 15 in place of injured QBs Ben Roethlisberger and Charlie Batch...threw first career touchdown and had a 24-yard touchdown run...was backup QB for the remainder of the season...Served as the team's third quarterback for the first 10 games...**11/29 at Baltimore**: Made his first career start at QB in place of the injured Roethlisberger and Batch...completed 12-of-26 passes (46.2 pct.) for 145 yards with one touchdown for a passer rating of 60.6...rushed three times for 27 yards (9.0 avg.) with one touchdown for a long of 24 yards...scored his first career passing and rushing touchdown in his first NFL start...**12/6 vs. Oakland**: Dressed but did not play as Roethlisberger's

backup...**12/10 at Cleveland**: Dressed but did not play as Roethlisberger's backup...**12/20 vs. Green Bay**: Dressed but did not play as Roethlisberger's backup...**12/27 vs. Baltimore**: Dressed but did not play as Roethlisberger's backup...**1/3 at Miami**: Dressed but did not play as Roethlisberger's backup.

2008 [1-0/0-0]: Served as the team's third quarterback for the first 15 games...made his NFL debut in the fourth quarter of the regular-season finale against Cleveland on December 28...completed his only pass attempt to Hines Ward for his 800th career reception...**12/28 vs. Cleveland**: Made his NFL debut when he quarterbacked the final two series of the game...finished 1-for-1 for three yards...only pass attempt was a completion to Ward for his 800th career reception...**AFC Divisional Game 1/11 vs. San Diego**: Served as the third quarterback...**AFC Championship Game 1/18 vs. Baltimore**: Served as the third quarterback...**Super Bowl XLIII 2/1 vs. Arizona**: Served as the third quarterback.



Dennis Dixon

COLLEGE

Dixon's 6,337 yards in total offense rank sixth on the school's career record list...his 38 touchdown passes rank seventh in Oregon all-time annals...his 2,585 yards in total offense in 2006 rank 11th on the Ducks' season-record list and his 2,719 yards in 2007 rank ninth...his 2,719 yards in total offense in 2007 rank ninth on Oregon's season-record list...his 1,208 yards rushing set the school career-record for QBs, topping the old mark set by Reggie Ogburn (1,171 yards, from 1979-80)...graduated with a degree in sociology. **2007:** Guided Oregon to an 8-1 record and a No. 2 seed in the BCS standings before getting injured...missed the team's final three games after suffering a torn ACL in his left knee (Nov. 3 versus Arizona State)...named Pacific-10 Conference's unanimous Offensive Player of the Year and honorable mention All-American...finished ninth on the school's single-season total offense chart (2,719 yards) while playing in only 10 games...finished fourth in the balloting for Associated Press Player of the Year...was one of three finalists for the Maxwell Award (College Player of the Year) and the Davey O'Brien National Quarterback Award as well as one of five finalists for the Walter Camp Player of the Year award...his academic achievements were even more impressive as the *ESPN the Magazine* Academic All-District quarterback was one of five student-athletes in school history (and Oregon's first football player ever) to be bestowed with the NCAA Top VIII Award...also was the recipient of the National Football Foundation's Scholar-Athlete Award and accompanying post-graduate scholarship...the conference's three-time Offensive Player of the Week...finished his collegiate career as the single-season and all-time school record holder in passing completion percentage (67.7% and 63.9%, respectively)...established the school's standard for most career rushing yards (1,208) by a quarterback, while his 583 yards on the ground in 2007 finished second only to Reggie Ogburn's 644 yards from 1979 among the school's signal callers...ran and passed for touchdowns in the same game in seven of 10 appearances, and became only the Ducks' third quarterback in the modern era (first since 1995) to eclipse 100 yards rushing in one game (141 yards vs. Houston)...amassed a personal-

best 374 yards passing and 382 yards total offense at Stanford while accounting for a personal best of five touchdowns (four passing, one rushing) against the Cardinal...concluded his career sixth on Oregon's all-time list for total offense (6,339 yards) and eighth in passing yards (5,129). **2006:** Second-team Academic All-Pac 10 Conference selection (3.27 grade point average in Sociology)...started 11 games...helped lead a team that ranked ninth in the nation in total offense (422.85 ypg)...completed 197-of-322 passes (61.2 percent) for 2,143 yards, 12 touchdowns and 14 interceptions...ranked third on the team with 442 yards and two scores on 94 carries (4.7 avg). **2005:** Academic All-Pac 10 Conference honorable mention...appeared in 11 games, starting vs. California, Washington State, Oregon State and Oklahoma (Holiday Bowl)...completed 69-of-104 attempts (66.3 percent) for 777 yards, six touchdowns and three interceptions...gained 143 yards with a score on 49 carries (2.9 avg)...touched the ball 153 times, gaining 920 yards in total offense (83.6 ypg). **2004:** Played in six games as a reserve quarterback, completing 6-of-15 passes (40.0 percent) for 73 yards and rushed 10 times for 40 yards (4.0 avg)...gained 113 yards in total offense on 25 plays. **2003:** Did not attend school...enrolled at Oregon in January, 2004.

PERSONAL

Attended San Leandro (Cal.) High School...top vote-getter (eight votes) among quarterbacks on the *Long Beach Press-Telegram's* Best of the West list and earned *Parade* All-American honors as a senior, leading the team to an 11-1 record in 2002...that year, he completed 164-of-268 passes (61.2 percent) for 2,736 yards and 30 touchdowns...the three-year starter compiled a 36-3 record and was named to ESPN's Top 100 team (ranked 94th overall and 12th at quarterback)...during his career, amassed 5,951 aerial yards while throwing for 79 touchdowns...selected by the Cincinnati Reds in 20th Round (591st overall) of the 2003 Major League Baseball amateur entry draft...selected by Atlanta Braves in fifth Round (168th overall) of 2007 amateur entry draft...appeared in a total of 28 games in the Braves' minor league system as an outfielder in 2007...son of Dennis Dixon, Sr...Full name: Dennis Lee Dixon, Jr.

Dixon's 2009 Game-by-Game Statistics

Date	Opponent	GP	GS	Att	Cmp	Pct	Yds	Att	TD	Int	Lg	Sack/Lost	Rtg
9/10	TENNESSEE						INACTIVE						
9/20	at Chicago						INACTIVE						
9/27	at Cincinnati						INACTIVE						
10/4	SAN DIEGO						INACTIVE						
10/11	at Detroit						INACTIVE						
10/18	CLEVELAND						INACTIVE						

2010 PLAYERS

Dennis Dixon

Dixon's 2009 Game-by-Game Statistics (Continued)

Date	Opponent	GP	GS	Att	Cmp	Pct	Yds	Att	TD	Int	Lg	Sack/Lost	Rtg
10/25	MINNESOTA						INACTIVE						
11/9	at Denver						INACTIVE						
11/15	CINCINNATI						INACTIVE						
11/22	at Kansas City						INACTIVE						
11/29	at Baltimore	1	1	26	12	46.2	145	5.6	1	1	33t	0/0	60.6
12/6	OAKLAND						DID NOT PLAY						
12/10	at Cleveland						DID NOT PLAY						
12/20	GREEN BAY						DID NOT PLAY						
12/27	BALTIMORE						DID NOT PLAY						
1/3	at Miami						DID NOT PLAY						
SEASON TOTALS		1	1	26	12	46.2	145	5.6	1	1	33t	0/0	60.6

Dixon's 2008 Game-by-Game Statistics

Date	Opponent	GP	GS	Att	Cmp	Pct	Yds	Att	TD	Int	Lg	Sack/Lost	Rtg
9/7	Houston						DID NOT PLAY						
9/14	at Cleveland						DID NOT PLAY						
9/21	at Philadelphia						DID NOT PLAY						
9/29	BALTIMORE						DID NOT PLAY						
10/5	at Jacksonville						DID NOT PLAY						
10/19	at Cincinnati						DID NOT PLAY						
10/26	NEW YORK GIANTS						DID NOT PLAY						
11/3	at Washington						DID NOT PLAY						
11/9	INDIANAPOLIS						DID NOT PLAY						
11/16	SAN DIEGO						DID NOT PLAY						
11/20	CINCINNATI						DID NOT PLAY						
11/30	at New England						DID NOT PLAY						
12/7	DALLAS						DID NOT PLAY						
12/14	at Baltimore						DID NOT PLAY						
12/21	at Tennessee						DID NOT PLAY						
12/28	CLEVELAND	1	0	1	1	100.0	3	3.0	0	0	3	0/0	79.2
SEASON TOTALS		1	0	1	1	100.0	3	3.0	0	0	3	0/0	79.2

POSTSEASON

1/11	SAN DIEGO						DID NOT PLAY						
1/18	BALTIMORE						DID NOT PLAY						
2/1	vs. Arizona						DID NOT PLAY						
POSTSEASON TOTALS		0	0	0	0	0.0	0	0.0	0	0	0	0/0	0.0

Dixon's Career Statistics

REGULAR SEASON

Date	Opponent	GP	GS	Att	Cmp	Pct	Yds	Att	TD	Int	Lg	Sack/Lost	Rtg
2008	Pittsburgh	1	0	1	1	100.0	3	3.0	0	0	3	0/0	79.2
2009	Pittsburgh	1	1	26	12	46.2	145	5.6	1	1	33t	0/0	60.6
NFL Totals		2	1	27	13	48.1	148	5.5	1	1	33t	0/0	62.0

POSTSEASON

Date	Opponent	GP	GS	Att	Cmp	Pct	Yds	Att	TD	Int	Lg	Sack/Lost	Rtg
2008	Pittsburgh	0	0	0	0	00.0	0	0.0	0	0	0	0/0	0.0
NFL Totals		0	0	0	0	00.0	0	0.0	0	0	0	0/0	0.0

DIXON'S CAREER RUSHING TOTALS

REGULAR SEASON

Year	Team	Att	Yds	Avg	Lg	TD
2008	Pittsburgh	2	-3	-1.5	-1	0
2009	Pittsburgh	3	27	9.0	24t	1
NFL Totals		5	24	4.8	24t	1

POSTSEASON

Year	Team	Att	Yds	Avg	Lg	TD
2008	Pittsburgh	0	0	0.0	0	0
NFL Totals		0	0	0.0	0	0



Nick Eason **DE**

HEIGHT — 6-3

WEIGHT — 305

COLLEGE — Clemson

BIRTHDATE — May 29, 1980

BIRTHPLACE — Lyons, Ga.

HOW ACQUIRED — FA-07

NFL EXPERIENCE — 8th Year

93

**PRO**

[69-9/4-0]: Signed a one-year contract with the Steelers on April 8, 2010...signed with

the Steelers as an unrestricted free agent on April 16, 2007...originally drafted by Denver in the fourth round (114th overall) in the 2003 NFL Draft...has also played for the Denver Broncos (2003) and Cleveland Browns (2004-2007).

2009 [8-5]: Played in eight and started five games at DE replacing the injured Travis Krischke...had 18 tackles...**9/10 vs. Tennessee:** Was inactive...**9/20 at Chicago:** Was inactive...**9/27 at Cincinnati:** Was inactive...**10/3:** Released by Steelers...**10/5:** Signed by Steelers...**10/11 at Detroit:** Was inactive...**10/18 vs. Cleveland:** Played in his first game of the season as a contributor on defense...recorded one tackle and one pressure...**10/25 vs. Minnesota:** Played in his second game of the season as a contributor on defense...recorded one solo tackle and one pressure...**11/9 at Denver:** Made his first start of the season replacing the injured Travis Krischke...recorded one solo tackle...**11/15 vs. Cincinnati:** Made his second start of the season...recorded two solo tackles and one pressure...**11/22 at Kansas City:** Made his third consecutive start at LE...recorded two solo tackles and one pass breakup...**11/29 at Baltimore:** Was inactive...**12/6 vs. Oakland:** Made his fourth start of the season at LE...recorded two solo tackles...**12/10 at Cleveland:** Was inactive...**12/20 vs. Green Bay:** Was inactive...**12/27 vs. Baltimore:** Played in his seventh game of the season as a contributor on defense...recorded three solo tackles...**1/3 at Miami:** Made his fifth start of the season at RE...recorded six tackles (five solo) with one pressure.

2008 [15-0/3-0]: Played in 15 regular-season games...missed the October 5 game at Jacksonville due to a groin injury...finished with 12 tackles (nine solo), 1.5 sacks and one pass defense...played in all three postseason games and recorded one solo tackle...**9/7 vs. Houston:** Played in his 28th straight game as a reserve at DE...recorded three tackles (two solo), a half-sack for a seven-yard loss and a QB pressure...**9/14 at Cleveland:** Played in his 29th consecutive game

as a reserve at DE...had one assisted tackle...**9/21 at Philadelphia:** Played in his 30th consecutive game as a reserve at DE and helped limit the Eagles to 260 yards of total offense and 65 yards rushing on 23 attempts (2.8 avg)...**9/29 vs. Baltimore:** Played in his 31st consecutive game and had three tackles (two solo) and one pass defense...**10/5 at Jacksonville:** Was inactive with a groin injury...**10/19 at Cincinnati:** Returned to the lineup after missing the previous game with a groin injury...helped limit the Bengals to 212 yards on 68 total plays (3.1 avg)...**10/26 vs. New York Giants:** Played in his 52nd career game...recorded one solo tackle...**11/3 at Washington:** Played in his third consecutive game as a reserve at DE...had one solo tackle and one sack...**11/9 vs. Indianapolis:** Played in his fourth consecutive game as a reserve at DE...recorded two solo tackles...**11/16 vs. San Diego:** Played in his fifth consecutive game as a reserve at DE...helped limit Chargers RB LaDainian Tomlinson to only 57 yards on 18 attempts (3.2 avg)...**11/20 vs. Cincinnati:** Played in his sixth consecutive game as a reserve at DE...had one QB pressure...**11/30 at New England:** Played in his seventh consecutive game as a reserve at DE...recorded one solo tackle and had one QB pressure...**12/7 vs. Dallas:** Played in his eighth consecutive game as a reserve at DE...**12/14 at Baltimore:** Played in his 60th career game as a reserve at DE...had one QB hit...**12/21 at Tennessee:** Played in his third consecutive game as a reserve at DE...**12/28 vs. Cleveland:** Played in his 11th consecutive game as a reserve at DE...had one QB pressure...**AFC Divisional Game 1/11 vs. San Diego:** Played in his second consecutive postseason game as a reserve at DE...**AFC Championship Game 1/18 vs. Baltimore:** Played in his third consecutive postseason game...had one solo tackle...**Super Bowl XLIII 2/1 vs. Arizona:** Played in his fourth consecutive postseason game as a reserve at DE.

2007 [16-1/1-0]: Played all 16 games, making one start at LE in place of Aaron Smith in the Week 8 win over Cincinnati...played in the AFC Wild Card game versus Jacksonville...recorded seven tackles while serving as a backup at DE...**9/9 at Cleveland:** Saw

Nick Eason

action as part of a defense that allowed only 46 rushing yards...also contributed two quarterback pressures and one solo tackle...**9/16 vs. Buffalo:** Saw limited action and registered one solo tackle...**9/23 vs. San Francisco:** Registered one solo tackle and one quarterback pressure...part of a defensive line that limited Frank Gore to only 39 yards...**9/30 at Arizona:** Registered one solo tackle...was part of a defensive line that held Edgerrin James to 77 yards (3.7 avg.) on 21 attempts...**10/7 vs. Seattle:** Part of a defensive unit that allowed only 144 total yards, 38 rushing yards, 106 passing yards and only eight first downs...**10/21 at Denver:** Saw extensive action at DE after Aaron Smith went down with a knee injury...registered one tackle and one hit on the quarterback...part of a defensive unit that allowed Denver running backs to gain only 54 rushing yards...**10/28 at Cincinnati:** Made his first start as a Steeler in place of an injured Smith and registered one solo tackle...**11/5 vs. Baltimore:** Saw extensive action at DE due to the absence of Smith but did not register a tackle...**11/11 vs. Cleveland:** Saw limited action on defense and did not register a tackle...**11/18 at New York Jets:** Played in his 40th career game...saw limited action and logged one solo tackle...**11/26 vs. Miami:** Saw action on the defensive line for the 22nd consecutive game...did not register a tackle but was part of a defense that gave up only 159 total yards, including 49 rushing, 110 passing and only nine first downs...**12/2 vs. Cincinnati:** Saw action on defense and finished the game with one hit on Bengals' quarterback Carson Palmer...**12/9 at New England:** Finished the game with one hit on Patriots' quarterback Tom Brady...**12/16 vs. Jacksonville:** Played in his 25th consecutive game but did not register a tackle...**12/20 at St. Louis:** Had one pressure on the quarterback...**12/30 at Baltimore:** Saw action in his 27th consecutive game but did not register a tackle...**AFC Wild Card Game 1/5 vs. Jacksonville:** Played in his first postseason game and finished with one hit on Jaguars' quarterback David Garrard.

2006 (13-1): In his third season with the Browns, played 13 games, while starting in three, and finished the season with 22 tackles and one QB pressure...**9/10 vs. New Orleans:** Suffered a right ankle sprain in the 3rd quarter...inactive the next three games...**10/8 at Carolina:** Returned with one tackle and was part of a defensive effort that limited Carolina to 288 net yards of offense and 0-11 on third downs...**10/22 vs. Denver:** Added one solo tackle to his season total...**10/29 vs. New York Jets:** Registered three solo tackles and one QB pressure and

was part of a defensive effort that held the Jets to only 193 yards of total offense, including 88 net yards rushing, in addition to causing three turnovers...**11/5 at San Diego:** Made his first NFL start at left defensive end and had one tackle...**11/12 at Atlanta:** Was part of a defensive effort that limited QB Michael Vick to 74 yards rushing, 197 yards passing and forced three turnovers...**11/19 vs. Pittsburgh:** Logged one solo tackle...**11/26 vs. Cincinnati:** Matched his career-high of four tackles...**12/3 vs. Kansas City:** Notched two tackles...**12/7 at Pittsburgh:** Added two more tackles...**12/17 at Baltimore:** Posted one tackle...**12/24 vs. Tampa Bay:** Started at right DE for Alvin McKinley and compiled three tackles...**12/31 at Houston:** Started at right DE, matching a career-high four tackles and was part of a unit that limited the Texans to 177 total net yards.

2005 (16-0): Established a career-high 26 tackles and two sacks...played both DT and end in the defensive line rotation...**9/11 vs. Cincinnati:** Racked up three tackles and one QB pressure, in the season opener...**9/18 at Green Bay:** Added two more tackles and one QB pressure...**9/25 at Indianapolis:** Notched two tackles, with one being a tackle for loss...**10/16 at Baltimore:** Had two tackles...**10/23 vs. Detroit:** Recorded two tackles, while also adding two QB pressures...**10/30 at Houston:** Tallied one tackle...**11/6 vs. Tennessee:** Accounted for one QB pressure...**11/20 vs. Miami:** Had three tackles and one QB pressure...**11/27 at Minnesota:** Registered one tackle and one PBU...**12/4 vs. Jacksonville:** Added two tackles...**12/18 at Oakland:** Tallied three tackles and recorded his first career sack...**12/24 vs. Pittsburgh:** Added one sack for one yard...**1/1 vs. Baltimore:** Had a career-high four tackles and one QB pressure.

2004 (0-0): Began the season with Denver and was allocated to NFL Europe, where he played with the Scottish Claymores...waived by the Broncos at the end of training camp...signed to the practice squad and spent the first three weeks of the season on the practice squad...**9/24:** Waived by Denver...**10/5:** Signed by Cleveland to the practice squad and spent the following seven weeks on the practice squad...**11/26:** Signed by Cleveland to the active roster and was listed as inactive for five of the final six weeks of the regular season...**12/19:** Made his NFL debut at DT and added two tackles (one solo).

2003 (0-0): Rookie season ended in training camp with an Achilles injury and spent the season on Reserve/Injured List.



Nick Eason

MEDIA INFORMATION

FOOTBALL STAFF

2010 PLAYERS

2009 IN REVIEW

STEELERS HISTORY

RECORDS

COLLEGE

Started 35-of-47 games while playing for Clemson...recorded 153 tackles, including 87 solo, with 15 sacks for 128 yards, 30 tackles for loss, 38 QB pressures, two forced fumbles, two recovered fumbles and six pass breakups...was the first player in school history to graduate with two years of eligibility remaining...graduated from Clemson in August of 2001 with a degree in sociology. **2002:** Named All-ACC first-team selection after starting all year at weakside DT...recorded 62 tackles (36 solo) and ranked second on the team with seven sacks for 63 yards...also added nine tackles for loss and 17 QB pressures. **2001:** Started every game at strongside DT and recorded 37 tackles (19 solo) with seven tackles for loss, 10 QB pressures, two recovered fumbles and two pass breakups. **2000:** Named Clemson's Defensive MVP, which was an honor considering he was a member of a defense that featured four first-team All-ACC players...also won the Hustle Award on defense and the Dedication Award for the defense...tied first on

the team with seven sacks and ranked second among DL with 36 tackles (21 solo) and 11 tackles for loss.

1999: As a redshirt freshman, started the season opener at weakside DE and appeared in every game...recorded 18 tackles (11 solo), one sack for three yards and three tackles for loss. **1998:** Redshirted.

PERSONAL

Attended Toombs County (Lyons, Ga.) High School...averaged more than 10 tackles per game as a senior and collected 75 tackles, eight sacks, seven recovered fumbles as a junior...earned Class 2A all-state honors as a tight end and all-conference as a junior and senior in addition to being a WTOC first-team selection...four-year letterman in football, played in the Georgia North/South All-Star Game...also named the Class 2A Georgia Basketball Player of the Year and earned All-Region on the court...was a two-year letterman in track and received the U.S. Marine Corp Excellence Award...son of James and Betty Holland...Full name: Nicholas Eason.

Eason's 2009 Game-by-Game Statistics

Date	Opponent	GP	GS	T	AT	TOT	Sacks	Yds	Int/Yds	PD	FF	FR
9/10	TENNESSEE					INACTIVE						
9/20	at Chicago					INACTIVE						
9/27	at Cincinnati					INACTIVE						
10/4	SAN DIEGO					NOT WITH TEAM						
10/11	at Detroit					INACTIVE						
10/18	CLEVELAND	1	0	1	0	1	0.0	0.0	0/0	0	0	0
10/25	MINNESOTA	1	0	1	0	1	0.0	0.0	0/0	0	0	0
11/9	at Denver	1	1	1	0	1	0.0	0.0	0/0	0	0	0
11/15	CINCINNATI	1	1	2	0	2	0.0	0.0	0/0	0	0	0
11/22	at Kansas City	1	1	2	0	2	0.0	0.0	0/0	1	0	0
11/29	at Baltimore					INACTIVE						
12/6	OAKLAND	1	1	2	0	2	0.0	0.0	0/0	0	0	0
12/10	at Cleveland					INACTIVE						
12/20	GREEN BAY					INACTIVE						
12/27	BALTIMORE	1	0	3	0	3	0.0	0.0	0/0	0	0	0
1/3	at Miami	1	1	5	1	6	0.0	0.0	0/0	0	0	0
SEASON TOTALS		8	5	17	1	18	0.0	0.0	0/0	1	0	0

Eason's 2008 Game-by-Game Statistics

Date	Opponent	GP	GS	T	AT	TOT	Sacks	Yds	Int/Yds	PD	FF	FR
9/7	HOUSTON	1	0	2	1	3	0.5	7.0	0/0	0	0	0
9/14	at Cleveland	1	0	0	1	1	0.0	0.0	0/0	0	0	0
9/21	at Philadelphia	1	0	0	0	0	0.0	0.0	0/0	0	0	0
9/29	BALTIMORE	1	0	2	1	3	0.0	0.0	0/0	1	0	0
10/5	at Jacksonville					INACTIVE						
10/19	at Cincinnati	1	0	0	0	0	0.0	0.0	0/0	0	0	0
10/26	NEW YORK GIANTS	1	0	1	0	1	0.0	0.0	0/0	0	0	0
11/3	at Washington	1	0	1	0	1	1.0	0.0	0/0	0	0	0
11/9	INDIANAPOLIS	1	0	2	0	2	0.0	0.0	0/0	0	0	0
11/16	SAN DIEGO	1	0	0	0	0	0.0	0.0	0/0	0	0	0
11/20	CINCINNATI	1	0	0	0	0	0.0	0.0	0/0	0	0	0
11/30	at New England	1	0	1	0	1	0.0	0.0	0/0	0	0	0
12/7	DALLAS	1	0	0	0	0	0.0	0.0	0/0	0	0	0
12/14	at Baltimore	1	0	0	0	0	0.0	0.0	0/0	0	0	0
12/21	at Tennessee	1	0	0	0	0	0.0	0.0	0/0	0	0	0
12/28	CLEVELAND	1	0	0	0	0	0.0	0.0	0/0	0	0	0
SEASON TOTALS		15	0	9	3	12	1.5	7.0	0/0	1	0	0

2010 PLAYERS

Nick Eason

Eason's 2008 Game-by-Game Statistics (Continued)

Date	Opponent	GP	GS	T	AT	TOT	Sacks	Yds	Int/Yds	PD	FF	FR
POSTSEASON												
1/11	SAN DIEGO	1	0	0	0	0	0.0	0.0	0/0	0	0	0
1/18	BALTIMORE	1	0	1	0	1	0.0	0.0	0/0	0	0	0
2/1	vs. Arizona	1	0	0	0	0	0.0	0.0	0/0	0	0	0
POSTSEASON TOTALS		3	0	1	0	1	0.0	0.0	0/0	0	0	0

Eason's 2007 Game-by-Game Statistics

Date	Opponent	GP	GS	T	AT	TOT	Sacks	Yds	Int/Yds	PD	FF	FR
9/9	at Cleveland	1	0	1	0	1	0.0	0.0	0/0	0	0	0
9/16	BUFFALO	1	0	1	0	1	0.0	0.0	0/0	0	0	0
9/23	SAN FRANCISCO	1	0	1	0	1	0.0	0.0	0/0	0	0	0
9/30	at Arizona	1	0	0	1	1	0.0	0.0	0/0	0	0	0
10/7	SEATTLE	1	0	0	0	0	0.0	0.0	0/0	0	0	0
10/21	at Denver	1	0	0	1	1	0.0	0.0	0/0	0	0	0
10/28	at Cincinnati	1	1	1	0	1	0.0	0.0	0/0	0	0	0
11/5	BALTIMORE	1	0	0	0	0	0.0	0.0	0/0	0	0	0
11/11	CLEVELAND	1	0	0	0	0	0.0	0.0	0/0	0	0	0
11/18	at New York Jets	1	0	1	0	1	0.0	0.0	0/0	0	0	0
11/26	MIAMI	1	0	0	0	0	0.0	0.0	0/0	0	0	0
12/2	CINCINNATI	1	0	0	0	0	0.0	0.0	0/0	0	0	0
12/9	at New England	1	0	0	0	0	0.0	0.0	0/0	0	0	0
12/16	JACKSONVILLE	1	0	0	0	0	0.0	0.0	0/0	0	0	0
12/20	at St. Louis	1	0	0	0	0	0.0	0.0	0/0	0	0	0
12/30	at Baltimore	1	0	0	0	0	0.0	0.0	0/0	0	0	0
SEASON TOTALS		16	1	5	2	7	0.0	0.0	0/0	0	0	0

POSTSEASON

1/5	JACKSONVILLE	1	0	0	0	0	0.0	0.0	0	0	0	0
POSTSEASON TOTALS		1	0	0	0	0	0.0	0.0	0	0	0	0

Eason's 2006 Game-by-Game Statistics

Date	Opponent	GP	GS	T	AT	TOT	Sacks	Yds	Int/Yds	PD	FF	FR
9/10	NEW ORLEANS	1	0	0	0	0	0.0	0.0	0/0	0	0	0
9/17	at Cincinnati						INACTIVE					
9/24	BALTIMORE						INACTIVE					
10/1	at Oakland						INACTIVE					
10/8	at Carolina	1	0	0	1	1	0.0	0.0	0/0	0	0	0
10/22	DENVER	1	0	1	0	1	0.0	0.0	0/0	0	0	0
10/29	NEW YORK JETS	1	0	3	0	3	0.0	0.0	0/0	0	0	0
11/5	at San Diego	1	1	0	1	1	0.0	0.0	0/0	0	0	0
11/12	at Atlanta	1	0	0	0	0	0.0	0.0	0/0	0	0	0
11/19	PITTSBURGH	1	0	1	0	1	0.0	0.0	0/0	0	0	0
11/26	CINCINNATI	1	0	4	0	4	0.0	0.0	0/0	0	0	0
12/3	KANSAS CITY	1	0	1	1	2	0.0	0.0	0/0	0	0	0
12/7	at Pittsburgh	1	0	0	2	2	0.0	0.0	0/0	0	0	0
12/17	at Baltimore	1	0	0	1	1	0.0	0.0	0/0	0	0	0
12/24	TAMPA BAY	1	1	2	1	3	0.0	0.0	0/0	0	0	0
12/31	at Houston	1	1	2	2	4	0.0	0.0	0/0	0	0	0
SEASON TOTALS		13	3	14	9	23	0.0	0.0	0/0	0	0	0

Eason's 2005 Game-by-Game Statistics

Date	Opponent	GP	GS	T	AT	TOT	Sacks	Yds	Int/Yds	PD	FF	FR
9/11	CINCINNATI	1	0	0	3	3	0.0	0.0	0/0	0	0	0
9/18	at Green Bay	1	0	1	1	2	0.0	0.0	0/0	0	0	0
9/25	at Indianapolis	1	0	2	0	2	0.0	0.0	0/0	0	0	0
10/9	CHICAGO	1	0	0	0	0	0.0	0.0	0/0	0	0	0
10/16	at Baltimore	1	0	1	1	2	0.0	0.0	0/0	0	0	0
10/23	DETROIT	1	0	0	2	2	0.0	0.0	0/0	0	0	0
10/30	at Houston	1	0	0	1	1	0.0	0.0	0/0	0	0	0
11/6	TENNESSEE	1	0	0	0	0	0.0	0.0	0/0	0	0	0
11/13	at Pittsburgh	1	0	0	0	0	0.0	0.0	0/0	0	0	0
11/20	MIAMI	1	0	1	2	3	0.0	0.0	0/0	0	0	0
11/27	at Minnesota	1	0	0	1	1	0.0	0.0	0/0	1	0	0
12/4	JACKSONVILLE	1	0	1	1	2	0.0	0.0	0/0	0	0	0



Nick Eason

MEDIA INFORMATION

FOOTBALL STAFF

2010 PLAYERS

2009 IN REVIEW

STEELERS HISTORY

RECORDS

93

Eason's 2005 Game-by-Game Statistics (Continued)

Date	Opponent	GP	GS	T	AT	TOT	Sacks	Yds	Int/Yds	PD	FF	FR
12/11	at Cincinnati	1	0	0	0	0	0.0	0.0	0/0	0	0	0
12/18	at Oakland	1	0	1	2	3	1.0	5.0	0/0	0	0	0
12/24	PITTSBURGH	1	0	1	0	1	1.0	1.0	0/0	0	0	0
1/1	BALTIMORE	1	0	0	4	4	0.0	0.0	0/0	0	0	0
SEASON TOTALS		16	0	8	18	26	2.0	6.0	0/0	1	0	0

Eason's 2004 Game-by-Game Statistics

Date	Opponent	GP	GS	T	AT	TOT	Sacks	Yds	Int/Yds	PD	FF	FR
11/28	at Cincinnati						INACTIVE					
12/5	NEW ENGLAND						INACTIVE					
12/12	at Buffalo						INACTIVE					
12/19	SAN DIEGO	1	0	1	1	2	0.0	0.0	0/0	0	0	0
12/26	at Miami						INACTIVE					
1/2	at Houston						INACTIVE					
SEASON TOTALS		1	0	1	1	2	0.0	0.0	0/0	0	0	0

Eason's Career Statistics

REGULAR SEASON

Year	Team	GP	GS	T	AT	TOT	Sacks	Yds	Int	PD	FF	FR
2003	Denver	0	0	0	0	0	0.0	0.0	0/0	0	0	0
2004	Cleveland	1	0	1	1	2	0.0	0.0	0/0	0	0	0
2005	Cleveland	16	0	8	18	26	2.0	6.0	0/0	1	0	0
2006	Cleveland	13	3	14	9	23	0.0	0.0	0/0	0	0	0
2007	Pittsburgh	16	1	5	2	7	0.0	0.0	0/0	0	0	0
2008	Pittsburgh	15	0	9	3	12	1.5	7.0	0/0	1	0	0
2009	Pittsburgh	8	5	17	0	18	0.0	0.0	0/0	1	0	0
NFL Totals		69	9	54	34	88	3.5	13.0	0/0	3	0	0
Steelers Totals		39	6	31	6	37	1.5	7.0	0/0	2	0	0

POSTSEASON

Year	Team	GP	GS	T	AT	TOT	Sacks	Yds	Int	PD	FF	FR
2007	Pittsburgh	1	0	0	0	0	0.0	0.0	0/0	0	0	0
2008	Pittsburgh	3	0	1	0	1	0.0	0.0	0/0	0	0	0
NFL Totals		4	0	1	0	1	0.0	0.0	0/0	0	0	0
Steelers Totals		4	0	1	0	1	0.0	0.0	0/0	0	0	0

Trai Essex G/T

HEIGHT — 6-5
 WEIGHT — 324
 COLLEGE — Northwestern
 BIRTHDATE — Dec. 5, 1982

BIRTHPLACE — Fort Wayne, Ind.
 HOW ACQUIRED — D3-05 (#93)
 NFL EXPERIENCE — 6th Year

79



PRO

(49-20/1-0): Signed a two-year contract during the 2009 offseason...originally drafted in the third round (93rd overall) by the Steelers in the 2005 NFL Draft...provided depth at left tackle for his first four seasons before starting all 16 games at RG during the 2009 season.

2009 (16-16): Started all 16 games at RG...provided protection for QB Ben Roethlisberger to throw for more than 4,300 yards, 26 touchdowns, and complete 66% of his passes during his record-setting season...**9/10 vs. Tennessee:** Made his fifth career start at RG...provided protection for Ben Roethlisberger to

complete 33-of-43 passes (76.7 pct.) for 363 yards with one touchdown...**9/20 at Chicago:** Made his second consecutive start at RG...provided protection for Roethlisberger to complete 23-of-35 passes (65.7 pct.) for 221 yards with one touchdown...**9/27 at Cincinnati:** Made his third consecutive start at RG...paved way for Willie Parker to rush 25 times for 93 yards (3.7 avg.) with a long of 24...**10/4 vs. San Diego:** Made his fourth consecutive start at RG...paved the way for Rashard Mendenhall to rush 165 yards in 29 attempts (5.7 avg.) with two touchdowns...**10/11 at Detroit:** Made his fifth consecutive start at RG...provided protection for Ben Roethlisberger to complete

2010 PLAYERS

FOOTBALL STAFF

2010 PLAYERS

2009 IN REVIEW

STEELERS HISTORY

RECORDS

94

Trai Essex

23-of-30 passes (76.7 pct.) for 277 yards with three touchdowns...**10/18 vs. Cleveland:** Made his sixth consecutive start at RG...provided protection for Ben Roethlisberger to complete 23-of-35 passes (65.6 pct.) for 417 yards with two touchdowns...**10/25 vs. Minnesota:** Made his seventh consecutive start at RG...provided protection for Ben Roethlisberger to complete 14-of-26 passes (53.8 pct.) for 175 yards with one touchdown...**11/9 at Denver:** Made his eighth consecutive start at RG...provided protection for Ben Roethlisberger to complete 21-of-29 passes (72.4 pct.) for 233 yards with one touchdown...paved the way for Rashard Mendenhall to rush 22 times for 155 yards (7.0 avg.) with a long of 36...**11/15 vs. Cincinnati:** Made his ninth consecutive start at RG...provided protection for Ben Roethlisberger to complete 20-of-40 passes (50.0 pct.) for 174 yards...**11/22 at Kansas City:** Made his 10th consecutive start at RG...provided protection for Ben Roethlisberger to complete 32-of-42 passes (76.2 pct.) for 398 yards with three touchdowns...**11/29 at Baltimore:** Made his 11th consecutive start at RG...paved the way for Rashard Mendenhall to rush 95 yards in 24 attempts (4.0 avg.) with a long of 15...marked the first time of the season the offensive line did not allow a sack...**12/6 vs. Oakland:** Made his 12th consecutive start at RG...paved the way for Rashard Mendenhall to rush 103 yards in 20 attempts (5.2 avg.) with one touchdown...provided protection for Ben Roethlisberger to complete 18-of-24 passes (75.0 pct.) for 278 yards with two touchdowns...**12/10 at Cleveland:** Made his 13th consecutive start at RG...provided protection for Ben Roethlisberger to complete 17-of-32 passes (56.2 pct.) for 201 yards with a long of 24...**12/20 vs. Green Bay:** Made his 14th consecutive start at RG...provided protection for Ben Roethlisberger to complete 29-of-46 passes (63.0 pct.) for 503 yards and three touchdowns...**12/27 vs. Baltimore:** Made his 15th consecutive start at RG...provided protection for Ben Roethlisberger to complete 17-of-33 passes (51.5 pct.) for 259 yards with one touchdown...**1/3 at Miami:** Made his 16th consecutive start at RG...provided protection for Ben Roethlisberger to complete 18-of-27 passes (66.7 pct.) for 220 yards and three touchdowns...paved the way for Rashard Mendenhall to rush 94 yards in 20 attempts (4.7 avg.) with a long of 36 and Willie Parker to rush 91 yards in 12 attempts (7.6 avg.) with a long of 34.

2008 (9-0-1-0): Played in nine regular-season games...saw his most significant action of the season on October 5 at Jacksonville when he relieved an injured Marvel Smith at LT...saw action as a reserve during

the fourth quarter of the AFC Divisional Game against San Diego...**9/7 vs. Houston:** Played as a reserve along the offensive line and on special teams...**9/14 at Cleveland:** Was inactive...**9/21 at Philadelphia:** Was inactive...**9/29 vs. Baltimore:** Was inactive...**10/5 at Jacksonville:** Played in his 26th career game...saw extensive action at LT during the second half due to an injury to Smith...helped clear the way for the Steelers to rush for 129 yards on 26 carries (5.0 avg.) as a team...**10/19 at Cincinnati:** Played in his 27th career game...contributed on special teams...**10/26 vs. New York Giants:** Played in his third consecutive game...contributed on special teams...**11/3 at Washington:** Played in his fourth consecutive game...contributed on special teams...**11/9 vs. Indianapolis:** Played in his fifth consecutive game...served as the team's third tight end on goal-line formations...contributed on special teams...**11/16 vs. San Diego:** Played in his sixth consecutive game...served as the team's third tight-end on goal-line formations and played a couple of snaps at RG when Darnell Stapleton briefly left the game...contributed on special teams...**11/20 vs. Cincinnati:** Dressed but did not play...**11/30 at New England:** Dressed but did not play...**12/7 vs. Dallas:** Dressed but did not play...**12/14 at Baltimore:** Played in his 32nd career game as a reserve along the offensive line...**12/21 at Tennessee:** Dressed but did not play...**12/28 vs. Cleveland:** Played in his 33rd career game...saw action at offensive tackle during the fourth quarter...**AFC Divisional Game 1/11 vs. San Diego:** Played in his second consecutive postseason game as a reserve along the offensive line during the final two drives in the fourth quarter...**AFC Championship Game 1/18 vs. Baltimore:** Dressed but did not play...**Super Bowl XLIII 2/1 vs. Arizona:** Dressed but did not play.

2007 (3-0-1-1): Appeared in three games as a reserve tackle and special teams contributor...made first start of the season and first career playoff start in the AFC Wild Card Game at LT...**9/9 at Cleveland:** Was inactive...**9/16 vs. Buffalo:** Was inactive...**9/23 vs. San Francisco:** Was inactive...**9/30 at Arizona:** Was inactive...**10/7 vs. Seattle:** Was inactive...**10/21 at Denver:** Was inactive...**10/28 at Cincinnati:** Was inactive...**11/5 vs. Baltimore:** Was inactive...**11/11 vs. Cleveland:** Was inactive...**11/18 at New York Jets:** Was inactive...**11/26 vs. Miami:** Dressed for the first time but did not see any action...**12/2 vs. Cincinnati:** Dressed and saw action on special teams...**12/9 at New England:** Was inactive...**12/16 vs. Jacksonville:** Was inactive...**12/20 at St. Louis:** Saw his first



offensive action of the season...helped Najeh Davenport run for 123 yards on 24 carries (5.1 avg.) and one TD, while also allowing Ben Roethlisberger to finish 16-of-20 passing for 261 yards and three TDs, which gave him his third perfect (158.3) passer rating of his career, tying Peyton Manning's NFL record...**12/30 at Baltimore:** Saw action in his second consecutive and 24th career game...**AFC Wild Card Game 1/5 vs. Jacksonville:** Made his first start of the season at LT... was also the first postseason start of his career...gave Ben Roethlisberger time to finish 29-of-42 for 337 yards passing with two TDs...also helped Davenport finish the game with two rushing TDs.

2006 [15-0]: Saw action in all but one game, primarily on special teams and goal-line situations...**9/7 vs. Miami:** Saw action on special teams and goal line...**9/18 at Jacksonville:** Dressed but did not play...**9/24 vs. Cincinnati:** Saw action on special teams and goal line...**10/8 at San Diego:** Saw action on goal line and special teams...**10/15 vs. Kansas City:** Saw action at left tackle and on goal line...**10/22 at Atlanta:** Saw action on special teams and goal line...**10/29 at Oakland:** Saw action on special teams and goal line...**11/5 vs. Denver:** Saw action on special teams and goal line...helped spring Willie Parker for a three-yard TD run in the third quarter...**11/12 vs. New Orleans:** Saw action on special teams and goal line...helped Parker score on touchdown runs of four and three yards...**11/19 at Cleveland:** Saw action on special teams and goal line...helped Parker score on a one-yard run in the fourth quarter...**11/26 at Baltimore:** Saw action on special teams...**12/3 vs. Tampa Bay:** Saw action on goal line and special teams...**12/7 vs. Cleveland:** Saw action at LT...helped spring Roethlisberger on a two-yard touchdown run...**12/17 at Carolina:** Saw action on special teams and goal line...played LT in the fourth quarter...**12/24 vs. Baltimore:** Saw action on special teams and goal line...**12/31 at Cincinnati:** Saw action on goal line and special teams.

2005 [6-4/0-0]: Saw action in six games at left tackle while starting four in place of the injured Smith...**9/11 vs. Tennessee:** Was inactive...**9/18 at Houston:** Was inactive...**9/25 vs. New England:** Was inactive...**10/10 at San Diego:** Was inactive...**10/16 vs. Jacksonville:** Was inactive...**10/23 at Cincinnati:** Was inactive...**10/31 vs. Baltimore:** Was inactive...**11/6 at Green Bay:** Was inactive...**11/13 vs. Cleveland:** Was inactive...**11/20 at Baltimore:** Started his first career game at left tackle in place of the injured Marvel Smith...**11/28 at Indianapolis:** Played at left tackle after starter Smith sprained his left ankle in the second quarter...played the remainder of the game at left tackle...**12/4 vs. Cincinnati:** Started

at left tackle in place of the injured Smith, his second career start...**12/11 vs. Chicago:** Started for the second straight game...helped the team amass 190 rushing yards on 46 carries (4.1 avg.)...**12/18 at Minnesota:** Started at left tackle for the third straight game...helped team possess the ball for 36:48 and gain 142 yards rushing...**12/24 at Cleveland:** Saw action at left tackle in the second half...helped team compile 209 rushing yards on 35 rushes (6.0 avg.)...**1/1 vs. Detroit:** Was active but did not play...**AFC Wild Card Game 1/8 at Cincinnati:** Was inactive...**AFC Divisional Game 1/15 at Indianapolis:** Was inactive...**AFC Championship Game 1/22 at Denver:** Was inactive...**Super Bowl XL 2/5 vs. Seattle:** Was inactive.

COLLEGE

Manned the left tackle position for his final 37 games. **2004:** A three-year starter (left tackle) on the offensive line...played a key role in allowing just 12 sacks...helped NU rank 29th nationally in total offense (409.5 ypg). **2003:** Team's starting left tackle...made his 25th straight start in the Motor City Bowl game at tackle...was named to ESPN.com's 2003 All-Bowl team for his performance vs. Bowling Green, when NU rushed for a bowl-record 357 yards. **2002:** Moved from tight end to offensive tackle during the preseason...was making excellent progress at the position until an ankle injury slowed him down during preseason camp...came back to start at left tackle versus Air Force...started all 12 games. **2001:** Started every game as a tight end in 2001 for Northwestern, catching three passes for 24 yards and a touchdown...true freshman tight end who was named to *The Sporting News* Big Ten All-Freshman team...scored his first collegiate touchdown against Iowa, a 3-yard reception...first reception was a 13-yarder at Duke...majored in African-American studies.

PERSONAL

Attended Paul Harding (Fort Wayne, Ind.) High School...ranked the fifth-best tight end in the country by Tom Lemming's Prep Football Report and earned All-America honors as a senior...Prep Star Super 30 All-Midwest Region, Prep Star Top 125 Dream Team, SuperPrep all-region, *Bloomington Herald* Top 33 all-state, Associated Press all-state and Indiana Football Coaches Association (IFCA) Top 50 all-state team choice in his final year...IFCA Region III MVP, National High School Football All-Star and selected to play in the Indiana North-South All-Star Game...caught 83 balls for 1,416 yards and 14 touchdowns in his high school career...lettered four times each in football and basketball...named all-conference in basketball as junior and was a member of the school's honor roll 10 times...son of Kimberly and Donald Essex...Full name: Trai Jamar Essex.

2010 PLAYERS

James Farrior LB

HEIGHT — 6-2
 WEIGHT — 243
 COLLEGE — Virginia
 BIRTHDATE — Jan. 6, 1975

BIRTHPLACE — Ettrick, Va.
 HOW ACQUIRED — UFA-'02
 (from New York Jets)
 NFL EXPERIENCE — 14th Year

51



PRO

(200-166/15-14): Signed a five-year deal (four-year extension) in 2008 training camp to keep him with the team through 2012...responded in 2008 by earning his second trip to the Pro Bowl...signed with Pittsburgh as an unrestricted free agent in 2002 from the New York Jets...has blossomed into an All-Pro player for the Steelers...signed a four-year contract extension through the 2008 season with the team July 22, 2004...selected the 2004 team MVP...was one of six Steelers selected to the 2005 Pro Bowl, his first selection to Hawaii...also earned first-team All-Pro honors in 2004 for the first time in his career...was named to the *Pro Football Weekly* All-NFL team and All-Pro by *The Sporting News*...originally drafted by the New York Jets in the first round (8th overall) in the 1997 NFL Draft.

2009 (16-16): Led the team with 126 total tackles, his seventh straight season with at least 100 tackles...had three sacks and one interception...played in 200th career game starting at ILB during the final game of the season...also won Pro Football Writers (Pittsburgh Chapter) Chief Award...**9/10 vs. Tennessee:** Made his 55th consecutive start at ILB...finished second on the team with seven tackles (two solo) and recorded the Steelers only sack...**9/20 at Chicago:** Made his 56th consecutive start at ILB...finished with a team-high 12 tackles (nine solo)...**9/27 at Cincinnati:** Made his 57th consecutive start at ILB...finished with seven tackles (six solo), one QB pressure and one pass defense...**10/4 vs. San Diego:** Made his 58th consecutive start at ILB...finished with four tackles (three solo), two QB pressures and one fumble recovery...**10/11 at Detroit:** Made his 59th consecutive start at ILB...finished with seven tackles (five solo)...**10/18 vs. Cleveland:** Made his 60th consecutive start at ILB...recorded seven solo tackles...**10/25 vs. Minnesota:** Made his 61st consecutive start at ILB...recorded 15 tackles (nine solo), three pressures, one pass breakup and one sack...**11/9 at Denver:** Made his 62nd consecutive start at ILB...recorded four solo tackles...**11/15 vs. Cincinnati:** Made his 63rd consecutive start at ILB...recorded 10 tackles (seven solo)...**11/22 at Kansas City:** Made his 64th consecutive start at ILB...recorded

seven tackles (six solo), one pressure and one pass breakup...**11/29 at Baltimore:** Made his 65th consecutive start at ILB...recorded four solo tackles, one sack and one forced fumble...**12/6 vs. Oakland:** Made his 66th consecutive start at ILB...recorded eight tackles (four solo)...**12/10 at Cleveland:** Made his 67th consecutive start at ILB...recorded seven tackles (four solo) and one QB hit...**12/20 vs. Green Bay:** Made his 68th consecutive start at ILB...recorded three solo tackles and two QB hits...**12/27 vs. Baltimore:** Made his 69th consecutive start at ILB...recorded 12 tackles (seven solo), and one interception...made his first interception of the season, his 11th of his career...**1/3 at Miami:** Played in his 200th career game starting at ILB...recorded 12 tackles (nine solo) with one QB hit.

2008 (16-16/3-3): Started all 16 regular-season games for the third consecutive season...named to his second Pro Bowl...named AP second-team All-Pro...led the team for the third consecutive season with 146 tackles (100 solo), the third-highest total of his career...added 3.5 sacks and five pass defenses...surpassed 1,200 career tackles (1,218) December 21 at Tennessee...started all three postseason games...led the team with 21 postseason tackles (19 solo) and had one pass defense...**9/7 vs. Houston:** Started his 39th consecutive game at ILB...finished with eight tackles (four solo)...added a half-sack for a seven-yard loss and one QB pressure...**9/14 at Cleveland:** Started his 40th consecutive game at ILB...tied Larry Foote for the team lead with nine tackles (six solo)...helped limit Cleveland to 53 yards on 25 attempts (2.1 avg.)...**9/21 at Philadelphia:** Started his 41st consecutive game at ILB...finished with eight tackles (seven solo)...member of a unit which limited the Eagles to only 65 yards rushing on 23 attempts (2.8 avg.)...**9/29 vs. Baltimore:** Started his 42nd consecutive game at ILB...finished with a team-high 10 tackles, including one tackle for loss...**10/5 at Jacksonville:** Made his 43rd consecutive start at ILB...recorded three tackles (one solo)...helped limit the Jaguars to 213 total yards of offense on 54 plays (3.9 avg.)...**10/19 at Cincinnati:** Started his 44th consecutive game at ILB...led the team with 10 tackles (six solo)...had a sack of Ryan Fitzpatrick in the second quarter for a two-yard loss...added one



James Farrior

QB pressure and one pass defense...**10/26 vs. New York Giants:** Played in his 175th career game and made his 45th consecutive start...led the team with a then-season-high 12 tackles (six solo)...had two QB pressures...**11/3 at Washington:** Made his 46th consecutive start at ILB...led the team with a season-high 13 tackles (12 solo)...had three pass defenses and 0.5 sacks...**11/9 vs. Indianapolis:** Made his 100th career start as a member of the Steelers...recorded two solo tackles and had one QB pressure...**11/16 vs. San Diego:** Made his 48th consecutive start at ILB...finished with seven tackles (two solo)...**11/20 vs. Cincinnati:** Made his 145th career start at ILB...finished second on the team with 11 tackles (eight solo)...**11/30 at New England:** Played in his 180th career game and made his 50th consecutive start at ILB...recorded 10 tackles (six solo) and 0.5 sacks...had one QB pressure and recovered his first fumble of the season...**12/7 vs. Dallas:** Made his 51st consecutive start at ILB...led the team with 11 tackles (eight solo)...had one sack for a loss of eight yards...**12/14 at Baltimore:** Led the team and tied his season high with 13 tackles (eight solo)...added two QB pressures and one pass defense...**12/21 at Tennessee:** Made his 53rd consecutive start at ILB...finished with 10 tackles (nine solo)...surpassed 1,200 career tackles (1,209)...**12/28 vs. Cleveland:** Made his 150th career start...finished with nine tackles (five solo)...**AFC Divisional Game 1/11 vs. San Diego:** Made his ninth consecutive postseason start at ILB...led the team with nine tackles (eight solo)...**AFC Championship Game 1/18 vs. Baltimore:** Made his 10th consecutive postseason start at ILB...finished with five solo tackles and one pass defense...**Super Bowl XLIII 2/1 vs. Arizona:** Made his 11th consecutive postseason start at ILB...tied for the team lead with seven tackles (six solo) and had one QB pressure.

2007 (16-16-1-1): Started all 16 games for the second consecutive year...also started the AFC Wild Card Game against Jacksonville where he led the team with nine tackles and recorded his second career postseason interception...led team with 111 tackles...ranked second on the team with a career-high six sacks...finished second on the team with 24 QB pressures...added six pass defenses and two forced fumbles...recorded a season-high 12 tackles in the Week 11 loss to the Jets...tied a career high with two sacks Week 5 against Seattle...**9/9 at Cleveland:** Started at ILB...tied for the most tackles in the game with seven (three solo)...was credited with one sack for a loss of eight yards, one defended pass and a forced fumble...also had a quarterback pressure...**9/16 vs. Buffalo:** Start-

ed at LILB and racked up 10 total tackles (seven solo)...also logged two quarterback pressures...**9/23 vs. San Francisco:** Started at LILB...had four tackles (two solo) including a sack for a loss of eight yards on Alex Smith...also knocked down one pass...part of a defensive unit that limited Frank Gore to only 39 rushing yards...**9/30 at Arizona:** Started his 80th game with the Steelers at LILB and logged three solo tackles...also had one quarterback pressure...**10/7 vs. Seattle:** Started his 81st game with the Steelers at LILB and registered eight tackles (four solo) including one full and two half sacks on Matt Hasselbeck...also had two quarterback pressures...part of a defensive unit that allowed only 144 total yards, 38 rushing, 106 passing yards and only eight first downs...**10/21 at Denver:** Made his 158th career start at LILB...had six tackles (three solo), leaving him one tackle shy of 1,000 career tackles...part of a defensive unit that allowed Broncos' running backs to pick up only 54 rushing yards...**10/28 at Cincinnati:** Made his 125th career start at LILB...racked up five solo tackles...his five tackles put him over 1,000 career tackles (1,004), including 728 solo...**11/5 vs. Baltimore:** Played in his 160th career game and logged his 30th consecutive start at LILB...racked up six solo tackles, including one sack for a loss of seven yards...part of a defensive unit that allowed the Ravens only 104 total yards, with 64 coming on the ground and 40 yards by air...the Baltimore offense managed only five first downs all night...**11/11 vs. Cleveland:** Started in his 31st consecutive game at LILB...finished the game with four tackles (three solo)...also had three quarterback pressures...part of a defensive unit that allowed only 163 total yards, including 40 rushing and 123 passing yards...**11/18 at New York Jets:** Made his 32nd consecutive and 128th start of his career...paced the team with 12 tackles (six solo)...also recorded a half-sack for a loss of five yards (along with LB Larry Foote)...**11/26 vs. Miami:** Made his 33rd consecutive start at LILB...finished the game with 11 tackles (seven solo), a half-sack for a loss of four yards on Dolphins QB John Beck and four QB hurries...also added one forced fumble, which gave him two on the season...part of a defense that gave up only 159 total yards, including 49 rushing, 110 passing and only nine first downs...**12/2 vs. Cincinnati:** Started in the 130th game of his career at LILB...led the team with 10 tackles (six solo)...also had four QB pressures, while adding two passes defended...**12/9 at New England:** Started for the 35th consecutive game at LILB...finished with five tackles (four solo) and two pressures on Patriots' quarterback Tom Brady...**12/16 vs. Jacksonville:** Made his 36th consecutive start at LILB and finished the game with

2010 PLAYERS

FOOTBALL STAFF

2010 PLAYERS

2009 IN REVIEW

STEELERS HISTORY

RECORDS

James Farrior

eight tackles (two solo)...**12/20 at St. Louis:** Made his 133rd career start at LILB...finished with three solo tackles, two pressures on the quarterback and tallied his first interception of the season...**12/30 at Baltimore:** Made his 38th consecutive start at LILB, while playing in his 168th career game...finished with a team-high (tied) nine tackles (eight solo) and one pass defended...**AFC Wild Card Game 1/5 vs. Jacksonville:** Appeared in his 12th postseason matchup, while starting in his eight consecutive at LILB...finished with a team-high nine tackles (four solo)...picked off a Jaguars' pass in the third quarter and returned it for two yards, giving him his second career postseason interception...also posted a half-sack for a loss of six yards in the fourth quarter, giving him 5.5 for his career in the postseason, while also tallying one pass defended.

2006 [16-16]: Started all 16 games for the third time in four years...led the team in tackles with 154, including 104 solo...added four sacks, two forced fumbles and one fumble recovery...named co-captain of the defense...**9/7 vs. Miami:** Started at LILB and recorded seven tackles (six solo)...added one sack and one quarterback hurry/pressure...**9/18 at Jacksonville:** Recorded game highs with 15 tackles and 11 solo tackles...started at LILB and recorded one pass defense, tipping a Byron Leftwich pass that was intercepted by teammate Clark Haggans...also added one quarterback hurry/pressure...**9/24 vs. Cincinnati:** Recorded a game-high 10 tackles (eight solo)...also recorded one pass defense and a fumble recovery...**10/8 at San Diego:** Tied a team high with eight tackles (five solo)...**10/15 vs. Kansas City:** Recorded four tackles (two solo) and a pass defense...registered one pass defense...**10/22 at Atlanta:** Recorded seven tackles (five solo), one tackle for a loss and one quarterback hurry/pressure...registered a pass defense and intercepted (ninth career) a Michael Vick pass to kill a potential scoring drive...**10/29 at Oakland:** Had a game-high 10 tackles (eight solo) and a pass defense...recorded one sack for a loss of eight yards in 52 plays...stuffed Zach Crockett for a one-yard loss on fourth-and-one from the Steelers' 40-yard line...**11/5 vs. Denver:** Recorded a game-high 11 tackles (10 solo)...recorded one tackle for a loss...**11/12 vs. New Orleans:** Started at LILB despite having an injured groin...recorded a game-high nine solo tackles (11 total) and forced a fumble...**11/19 at Cleveland:** Recorded a game-high 12 tackles (four solo)...registered a quarterback hurry/pressure and one sack for a loss of five yards...**11/26 at Baltimore:** Had a game-high eight solo tackles (nine total) and two quarterback hurries/pressures...surpassed

100 tackles [104] for the fourth straight season (fifth time in his career)...**12/3 vs. Tampa Bay:** Collected a game-high 11 assisted tackles and 17 total tackles, including one tackle for a loss...forced a fumble that was recovered by teammate Larry Foote...added one pass defense...**12/7 vs. Cleveland:** Recorded seven tackles (four solo), one quarterback hurry/pressure and one pass defense...**12/17 at Carolina:** Recorded a team-high nine tackles (seven solo) and one quarterback hurry/pressure...sacked Chris Weinke for a loss of eight yards...played in his 150th career game...**12/24 vs. Baltimore:** Posted a team-high (tied) eight tackles (four solo)...**12/31 at Cincinnati:** Posted a team-high nine tackles (seven solo)...added three quarterback hurries/pressures and one pass defense...surpassed 700 solo tackles on his career...added one special teams tackle.

2005 [14-14/4-4]: Started all 14 regular-season games and four postseason games that he played in...missed two games during the regular season with a knee injury (Weeks 10 and 11)...finished second on the team in tackles [113]...forced three fumbles and had two sacks...had 2.5 sacks in the postseason to go along with one interception and 22 total tackles...named co-captain of the Steelers defense...**9/11 vs. Tennessee:** Recorded six tackles (five solo) and forced one fumble...**9/18 at Houston:** Led team with 11 tackles (seven solo)...**9/25 vs. New England:** Was all over the field, recording a team-best 13 tackles (eight solo), a sack and a quarterback hurry/pressure...**10/10 at San Diego:** Started and registered nine tackles (seven solo) which ranked second on the team...**10/16 vs. Jacksonville:** Finished the game with nine tackles (five solo), two quarterback hurries/pressures and a pass defense...**10/23 at Cincinnati:** Started at LILB...registered seven solo tackles and two quarterback hurries/pressures...also registered one tackle for a loss...**10/31 vs. Baltimore:** Registered eight solo tackles (nine total)...**11/6 at Green Bay:** Recorded four solo tackles before leaving the game early in the third quarter with a sprained knee...also registered a forced fumble...**11/13 vs. Cleveland:** Did not play due to knee injury...**11/20 at Baltimore:** Did not play due to knee injury...**11/28 at Indianapolis:** Returned to the starting lineup after missing the previous two games with a knee injury...recorded seven tackles (six solo) and one quarterback hurry/pressure...**12/4 vs. Cincinnati:** Started at LILB...tied for a game high with seven solo tackles...**12/11 vs. Chicago:** Recorded a team-high 11 tackles (seven solo) and one pass defense...**12/18 at Minnesota:** Started at LILB (his 100th career start) and had seven tackles



James Farrior

(five solo)...also had two tackles for a loss...**12/24 at Cleveland:** Recorded five tackles (four solo) and one fumble recovery...**1/1 vs. Detroit:** Recorded eight tackles (four solo) and one sack...sack was his second of the season...defended one pass and forced one fumble...**AFC Wild Card Game 1/8 at Cincinnati:** Started at LILB and recorded four tackles (three solo) and his first career postseason interception, which he returned 22 yards to set up K. Jeff Reed's 21-yard FG in the fourth quarter...also had one pass defense...**AFC Divisional Game 1/15 at Indianapolis:** Had team highs in tackles (10), solo tackles (8) and sacks (2.5)...teamed with Joey Porter to sack Peyton Manning on 4th-and-16 to end the Colts' second-to-last drive...**AFC Championship Game 1/22 at Denver:** Recorded two solo tackles and defended one pass...**Super Bowl XL 2/5 vs. Seattle:** Had six tackles (four solo) and one pass defense.

2004 (16-16/2-2): Earned first-team All-Pro honors...was voted to his first Pro Bowl...finished second in voting for NFL Defensive Player of the Year behind Baltimore safety Ed Reed...led the team with 119 total tackles (82 solo)...topped the 100-tackle mark for the second consecutive season and the third time for his career...was selected as one of the defensive co-captains along with Joey Porter...**9/12 vs. Oakland:** Had a big day, including his fourth career interception—second as a Steeler...returned the interception 36 yards, the third-longest interception return of his career...finished with seven total tackles (five solo)...**9/19 at Baltimore:** Finished with eight total tackles (six solo)...also was credited with a quarterback hurry/pressure...**9/26 at Miami:** Delivered some big hits and recovered two fumbles...finished with seven total tackles (four solo)...also had two quarterback hurries/pressures and three tackles for losses...**10/3 vs. Cincinnati:** Recovered his third fumble of the season on a hit by Larry Foote...finished with eight total tackles (five solo)...**10/10 vs. Cleveland:** Led the team with eight total tackles (five solo)...also was credited two quarterback hurries/pressures...**10/17 at Dallas:** Was named the AFC Defensive Player of the Week for his performance...joined Ben Roethlisberger (Offensive Player) as Steelers became first team since 1994 to have both an AFC offensive and defensive player of the week at the same time...forced the fumble that was recovered by Kimo von Oelhoffen and returned 21 yards to set up the Steelers' game-winning TD...registered two sacks for 16 yards and forced three fumbles...led the team with nine total tackles (five solo)...**10/31 vs. New England:** Finished with six total tackles (five solo)...**11/17 vs. Philadelphia:**

Collected his second interception of the season and returned it 41 yards, his longest interception return as a Steeler and the second longest of his career...finished with six total tackles (four solo)...**11/14 at Cleveland:** Had another strong performance, forcing his fourth fumble of the season on a crunching tackle of Browns' running back Lee Suggs...led the team with eight total tackles (three solo)...also was credited with one pass defense...**11/21 at Cincinnati:** Scored the first touchdown of his career on a 14-yard interception return, his third interception of the season...registered four solo tackles...also was credited with a quarterback hurry/pressure and two passes defended...**11/28 vs. Washington:** Finished with eight tackles (five solo)...also had one quarterback hurry/pressure...**12/5 at Jacksonville:** Led the team with 14 total tackles (12 solo), his first double-digit total of the season...also was credited with one pass defense...**12/12 vs. New York Jets:** Led the team for the second consecutive week in tackles with 11 total (six solo), his second straight double-digit tackling performance...also collected his fourth interception of the season and returned it 22 yards...also had one pass defense...**12/18 at New York Giants:** Finished with four total tackles (three solo)...**12/26 vs. Baltimore:** Registered 10 total tackles (nine solo)...also was credited with one pass defense...**1/2 at Buffalo:** Recorded one solo tackle in his limited action...played just 12 defensive snaps...**AFC Divisional Game 1/15 vs. New York Jets:** Finished with nine total tackles (four solo)...**AFC Championship Game 1/23 vs. New England:** Led the team with 10 total tackles (five solo).

2003 (16-16): Led the team in tackles with 127 total stops, including a team-high 106 solo tackles...also was credited with one interception, seven passes defended, a forced and recovered fumble, and five special teams stops...**9/7 vs. Baltimore:** Had a huge game, registering 11 total tackles (nine solo)...also had one pass defense...**9/14 at Kansas City:** Recorded his first interception as a Steeler that led to a Steelers' TD in the first quarter...returned it nine yards...finished with four solo tackles...also was credited with one solo special teams tackle...**9/21 at Cincinnati:** Led the team with six total tackles (five solo)...also had one special teams solo tackle...**9/28 vs. Tennessee:** Recorded six solo tackles...**10/5 vs. Cleveland:** Recorded eight tackles (seven solo)...**10/12 at Denver:** Led the team with nine total tackles (eight solo)...was credited with a caused fumble (recovered by Mike Logan) and a quarterback hurry/pressure...**10/26 vs. St. Louis:** Led the team for the second consecutive week with 12 total tackles (10 solo)...also had one pass de-

2010 PLAYERS

James Farrior

fense...**11/9 vs. Arizona:** Finished with six total tackles (five solo)...also was credited with a quarterback hurry/pressure and two passes defended...**11/17 at San Francisco:** Led the team with 11 total tackles (nine solo)...**11/23 at Cleveland:** Led the team in tackles and also recovering a fumble...finished with 14 total tackles (10 solo)...also had two tackles for loss of one yard and one quarterback hurry/pressure...**12/28 at Baltimore:** Led the team with nine total tackles (six solo)...also was credited with one special teams assist.

2002 [14-14-2-1]: Finished fifth on the team with 81 total tackles, including 63 solo tackles, which ranked third on the team...also had three passes defended and one fumble recovery...registered four solo stops on special teams...**9/9 at New England:** Made his Steelers' debut as a starting inside linebacker in season-opener...finished with eight total tackles (seven solo)...also had one quarterback hit/pressure and a pass defense...**9/29 vs. Cleveland:** Finished the game with eight total tackles (seven solo)...**10/6 at New Orleans:** Finished with seven total tackles (four solo)...also had one pass defense and two solo special teams tackles...**10/13 at Cincinnati:** Finished with four total tackles (three solo), two for losses totaling five yards...**10/21 vs. Indianapolis:** Tied Aaron Smith for team lead with nine total tackles (eight solo)...**10/27 at Baltimore:** Finished with nine total tackles (six solo)...also was credited with one pass defense...**11/10 vs. Atlanta:** Blocked the potential game-winning 56-yard field goal attempt by Jay Feely...finished with five total tackles (four solo)...also recovered a fumble forced by Dewayne Washington...**11/17 at Tennessee:** Left game with a knee injury...was credited with eight total tackles (six solo)...**12/1 at Jacksonville:** Returned to the starting lineup after missing one game with his knee injury...finished with six total tackles (five solo)...**12/8 vs. Houston:** Had one of his most productive days as a Steeler, registering five solo tackles...was credited with 4.5 tackles for losses totaling six yards...**12/15 vs. Carolina:** Finished with three tackles...**12/23 at Tampa Bay:** Recorded one assist before leaving the game with a shoulder injury...**12/29 at Baltimore:** Was deactivated in the regular-season finale to rest his ailing sternum...**AFC Wild Card Game 1/5 vs. Cleveland:** Finished with three solo tackles...also was credited with a sack for five yards...**AFC Divisional Game 1/11 at Tennessee:** Finished with 10 total tackles (seven solo)...also was credited with two passes defended.

2001 [16-16-1-1]: Finished the season with 175 total tackles (116 solo)...started all 16 games for the first time in his career...also was credited with one

sack for eight yards, nine pass defenses and three forced fumbles...also had two interceptions which he returned for 84 yards...**9/9 vs. Indianapolis:** Had 10 tackles (eight solo) in the season-opener...**9/23 at New England:** Produced perhaps his finest day as a Jet when he tied Victor Green for the team lead in tackles (13)...added a tackle for a loss and recorded his second career interception...picked off a Drew Bledsoe pass intended for WR Charles Johnson in the Jets' end zone and returned the ball from three yards deep in the end zone out to the Jets' 44-yard line...**10/1 vs. San Francisco:** Had a team-high 13 tackles and forced a fumble at the beginning of the third quarter when he stripped TE Eric Johnson of the ball at the 49ers' 41 that was recovered by Jets DT Tom Brant...**10/7 at Buffalo:** Registered a team-high 16 tackles and two forced fumbles...the first forced fumble occurred in the third quarter when he tackled FB Larry Centers after a one-yard gain and the ball was picked up by Mo Lewis and returned 15 yards for a TD...also stripped RB Travis Henry of the ball at the Jets' 41 in the third quarter that was recovered by Buffalo...**10/14 vs. Miami:** Had 12 tackles and was instrumental in keeping RB Lamar Smith in check, holding him to 54 yards on 22 carries (2.3 avg.)...**10/21 vs. St. Louis:** Collected 10 tackles...**11/4 at New Orleans:** Was strong in all facets of the game, registering six tackles and a key third-down sack in the fourth quarter on a blitz...added another hit on the quarterback...was instrumental in the defense surrendering only 58 yards rushing on 19 carries to RB Ricky Williams...**11/11 vs. Kansas City:** Had a team-high 12 tackles (10 solo)...also was credited with one QB pressure...**11/18 at Miami:** Had 12 tackles and was a key member of a defense that created five takeaways and shut out the Dolphins in Miami for the first time since 1970...also credited with one pass defense...**12/2 vs. New England:** Registered 10 tackles and helped the Jets limit the Patriots to 264 yards of offense...**12/9 at Pittsburgh:** Had 10 tackles and two pass defenses, the second highest on the team...**12/16 vs. Cincinnati:** Led the team in tackles with 13 stops (eight solo) and made a huge play late in the fourth quarter with the Jets holding onto a 15-14 lead when he intercepted a Jon Kitna pass intended for WR Peter Warrick at the Jets 48 and returned it 37 yards...**12/23 at Indianapolis:** Was active in all phases of the game...tied for second on the team in tackles with fellow LB Mo Lewis (nine) and also registered one pass defense...**12/30 vs. Buffalo:** Had 11 tackles (eight solo)...**1/6 at Oakland:** Had a team-high 10 solo tackles (11 total)...**AFC Wild Card Game 1/12 at Oakland:** Finished with eight tackles (three solo).



James Farrior

2000 (16-5): Played in all 16 games, making five starts at ROLB, platooning with Roman Phifer...credited with 56 tackles (fifth on the team), five passes defended, one forced fumble, one interception and one sack...**9/11 vs. New England:** Started and played one of his best games in a Jets uniform, registering five tackles and sacking Drew Bledsoe for a six-yard loss...**11/5 vs. Denver:** Started at ROLB and his nine tackles were second most on the team...recorded his first-career interception on a pass intended for TE Dwayne Carswell that he dove to catch...**11/12 at Indianapolis:** Was second on the team in tackles with seven solo stops and forced a Jim Finn fumble at the Jets' goal-line in the first half...**11/19 at Miami:** Helped the Jets limit the Dolphins to 200 yards of total offense (117 passing and 83 rushing)...made a big play when he tackled RB Lamar Smith for a six-yard loss on a third-and-one in the first quarter...**11/26 vs. Chicago:** Had four tackles on the afternoon as a starter...helped the defense limit the Bears to 233 yards of total offense.

1999 (16-4): Played in all 16 games, making four starts while splitting time at the ROLB spot...registered 38 tackles, two sacks, two passes defended and one forced fumble...also had seven special teams tackles and played on numerous special teams units...started the first three games of the season at ROLB...**9/26 vs. Washington:** Had three tackles, one pass defense and one special teams tackle...**10/3 at Denver:** Split time at ROLB and chipped in with two special teams stops...**11/7 vs. Arizona:** Recorded his first sack of the season, dropping Dave Brown for an eight-yard loss which came on the Cardinals' last possession of game and deep in their own territory...added two solo tackles and a forced fumble...**12/12 vs. Miami:** Had a season-high five tackles and sacked Dan Marino for a nine-yard loss...**12/19 at Dallas:** Started at ROLB in the team's 22-21 win over the Cowboys and had four solo tackles...**1/2 vs. Seattle:** Had two tackles and generated pressure on Jon Kitna throughout the day in the team's 19-9 win over the Seahawks in the season finale.

1998 (12-2-2-0): Played in 12 games with two starts and registered 27 tackles and a fumble recovery...**9/6 at San Francisco:** Had six solo tackles and one pass defense in the opener...midway through the third quarter suffered a sprained right knee and did not return to action...was inactive for next four games...**10/19 at New England:** Returned to the starting lineup...**11/8 vs. Buffalo:** Had two solo tackles and even saw some time at SS in the dime package...**11/15 at Indianapolis:** Saw the most extensive

action since his injury when he had four tackles...**12/6 vs. Seattle:** Had one fumble recovery and played on special teams...**AFC Divisional Game 1/10 vs. Jacksonville:** Had one special teams tackle...**AFC Championship Game 1/17 at Denver:** Posted two tackles, one sack and two special teams tackles.

1997 (16-15): Was the eighth player selected overall in the 1997 draft (first LB)...enjoyed a steady, productive rookie campaign in the team's 3-4 defense...racked up 71 tackles, 1.5 sacks, one forced fumble and one pass defense...**9/7 vs. Buffalo:** Made his starting debut at ROLB (weak-side) in the Jets' 3-4 defense and had three tackles (two solo)...also tackled Buffalo P Chris Mohr for a nine-yard loss when he muffed the snap...**9/14 at New England:** Led the team with 10 tackles...**11/2 vs. Baltimore:** Had eight tackles (five solo) and helped to keep RB Bam Morris in check...sliced through blocks and hauled down Morris on a crucial third-and-one situation for a two-yard loss...**11/23 vs. Minnesota:** Teamed with DB Corwin Brown to force his first career fumble and registered six solo tackles...**12/14 vs. Tampa Bay:** Was a big factor in all aspects of the defense...had four tackles (one solo) and teamed up with fellow LB Mo Lewis to sack Trent Dilfer.

COLLEGE

Was a three-year starter and four-year letterman for the Cavaliers...ranked third on Virginia's all-time tackle chart with 381 stops at the time of his departure. **1996:** Earned All-Atlantic Coast Conference first-team honors as a senior while registering 107 tackles, 13 tackles for a loss, seven passes defended, 6.5 sacks. **1995:** As a junior he earned All-ACC second-team honors after he started every game at LOLB and led the team in tackles (122 stops)...also had half sack, nine passes defended and an interception. **1994:** Earned All-ACC honorable mention as a sophomore when he started every game at LOLB and finished second on the team in tackles (100), had one sack, a blocked punt, four interceptions and six passes defended. **1993:** Appeared in 10 games as a freshman and had 52 tackles, placing him seventh on the team, despite not starting any games...earned ACC Newcomer of the Week honors when he came off the bench to register 18 tackles vs. Ohio...had seven tackles and a fumble recovery vs. Boston College in the Carquest Bowl...majored in psychology.

PERSONAL

Was a *Parade* All-America selection and named Virginia's Group AA Co-Offensive Player of the Year as senior at Matoaca H.S. in his hometown and birthplace of Ettrick, Va...also selected first-team All-Conference at both FB and LB...also earned All-Metro and All-State honors...

2010 PLAYERS

James Farrior

was *The Richmond Times-Dispatch's* co-Player of the Year after posting 78 tackles, 11 sacks, five blocked kicks, four forced fumbles and two interceptions... rushed the ball 105 times for 1,006 [9.6 avg.] and 22 TD...had 19 receptions for 340 yards [17.9 avg.] and four TDs receiving as a senior fullback...earned All-Met-

ro, district and region honors as a junior...lettered three times in football, track and basketball...nicknamed "Potsie" by his parents, Rebecca and James Farrior, because he had a pot-belly as a child and because of the popularity of the sit-com "Happy Days"...Full name: James Farrior.

Farrior's 2009 Game-by-Game Statistics

Date	Opponent	GP	GS	T	AT	TOT	Sacks	Yds	Int/Yds	PD	FF	FR
9/10	TENNESSEE	1	1	2	5	7	1.0	10.0	0/0	0	0	0
9/20	at Chicago	1	1	9	3	12	0.0	0.0	0/0	0	0	0
9/27	at Cincinnati	1	1	6	1	7	0.0	0.0	0/0	1	0	0
10/4	SAN DIEGO	1	1	3	1	4	0.0	0.0	0/0	0	0	1
10/11	at Detroit	1	1	5	2	7	0.0	0.0	0/0	0	0	0
10/18	CLEVELAND	1	1	7	0	7	0.0	0.0	0/0	0	0	0
10/25	MINNESOTA	1	1	9	6	15	1.0	8.0	0/0	1	0	0
11/9	at Denver	1	1	4	0	4	0.0	0.0	0/0	0	0	0
11/15	CINCINNATI	1	1	7	3	10	0.0	0.0	0/0	0	0	0
11/22	at Kansas City	1	1	6	1	7	0.0	0.0	0/0	1	0	0
11/29	at Baltimore	1	1	4	0	4	1.0	3.0	0/0	0	1	0
12/6	OAKLAND	1	1	4	4	8	0.0	0.0	0/0	0	0	0
12/10	at Cleveland	1	1	4	3	7	0.0	0.0	0/0	0	0	0
12/20	GREEN BAY	1	1	3	0	3	0.0	0.0	0/0	0	0	0
12/27	BALTIMORE	1	1	7	5	12	0.0	0.0	1/18	0	0	0
1/3	at Miami	1	1	9	3	12	0.0	0.0	0/0	0	0	0
SEASON TOTALS		16	16	89	37	126	3.0	21.0	1/18	3	1	1

Farrior's 2008 Game-by-Game Statistics

Date	Opponent	GP	GS	T	AT	TOT	Sacks	Yds	Int/Yds	PD	FF	FR
9/7	HOUSTON	1	1	4	4	8	0.5	7.0	0/0	0	0	0
9/14	at Cleveland	1	1	6	3	9	0.0	0.0	0/0	0	0	0
9/21	at Philadelphia	1	1	7	1	8	0.0	0.0	0/0	0	0	0
9/29	BALTIMORE	1	1	10	0	10	0.0	0.0	0/0	0	0	0
10/5	at Jacksonville	1	1	1	2	3	0.0	0.0	0/0	0	0	0
10/19	at Cincinnati	1	1	6	4	10	1.0	2.0	0/0	1	0	0
10/26	NEW YORK GIANTS	1	1	6	6	12	0.0	0.0	0/0	0	0	0
11/3	at Washington	1	1	12	1	13	0.5	2.5	0/0	3	0	0
11/9	INDIANAPOLIS	1	1	2	0	2	0.0	0.0	0/0	0	0	0
11/16	SAN DIEGO	1	1	2	5	7	0.0	0.0	0/0	0	0	0
11/20	CINCINNATI	1	1	8	3	11	0.0	0.0	0/0	0	0	0
11/30	at New England	1	1	6	4	10	0.5	3.5	0/0	0	0	0
12/7	DALLAS	1	1	8	3	11	1.0	8.0	0/0	0	0	0
12/14	at Baltimore	1	1	8	5	13	0.0	0.0	0/0	1	0	0
12/21	at Tennessee	1	1	9	1	10	0.0	0.0	0/0	0	0	0
12/28	CLEVELAND	1	1	5	4	9	0.0	0.0	0/0	0	0	0
SEASON TOTALS		16	16	100	46	146	3.5	23.0	0/0	5	0	0

POSTSEASON

1/11	SAN DIEGO	1	1	8	1	9	0.0	0.0	0/0	0	0	0
1/18	BALTIMORE	1	1	5	0	5	0.0	0.0	0/0	1	0	0
2/1	vs. Arizona	1	1	6	1	7	0.0	0.0	0/0	0	0	0
POSTSEASON TOTALS		3	3	19	2	21	0.0	0.0	0/0	1	0	0

Farrior's 2007 Game-by-Game Statistics

Date	Opponent	GP	GS	T	AT	TOT	Sacks	Yds	Int/Yds	PD	FF	FR
9/9	at Cleveland	1	1	3	4	7	1.0	8.0	0/0	1	1	0
9/16	BUFFALO	1	1	7	3	10	0.0	0.0	0/0	0	0	0
9/23	SAN FRANCISCO	1	1	2	2	4	1.0	8.0	0/0	1	0	0
9/30	at Arizona	1	1	3	0	3	0.0	0.0	0/0	0	0	0
10/7	SEATTLE	1	1	4	4	8	2.0	11.5	0/0	0	0	0
10/21	at Denver	1	1	3	3	6	0.0	0.0	0/0	0	0	0
10/28	at Cincinnati	1	1	5	0	5	0.0	0.0	0/0	0	0	0
11/5	BALTIMORE	1	1	6	0	6	1.0	7.0	0/0	0	0	0
11/11	CLEVELAND	1	1	3	1	4	0.0	0.0	0/0	0	0	0
11/18	at New York Jets	1	1	6	6	12	0.5	5.0	0/0	1	0	0



James Farrior

MEDIA INFORMATION

FOOTBALL STAFF

2010 PLAYERS

2009 IN REVIEW

STEELERS HISTORY

RECORDS

Farrior's 2007 Game-by-Game Statistics (Continued)

Date	Opponent	GP	GS	T	AT	TOT	Sacks	Yds	Int/Yds	PD	FF	FR
11/26	MIAMI	1	1	7	4	11	0.5	4.0	0/0	0	1	0
12/2	CINCINNATI	1	1	6	4	10	0.0	0.0	0/0	2	0	0
12/9	at New England	1	1	4	1	5	0.0	0.0	0/0	0	0	0
12/16	JACKSONVILLE	1	1	2	6	8	0.0	0.0	0/0	0	0	0
12/20	at St. Louis	1	1	3	0	3	0.0	0.0	1/0	0	0	0
12/30	at Baltimore	1	1	8	1	9	0.0	0.0	0/0	1	0	0
SEASON TOTALS		16	16	72	39	111	6.0	43.5	1/0	6	2	0

POSTSEASON

1/5	JACKSONVILLE	1	1	4	5	9	0.5	6.0	1/2	1	0	0
POSTSEASON TOTALS		1	1	4	5	9	0.5	6.0	1/2	1	0	0

Farrior's 2006 Game-by-Game Statistics

Date	Opponent	GP	GS	T	AT	TOT	Sacks	Yds	Int/Yds	PD	FF	FR
9/7	MIAMI	1	1	6	1	7	1.0	8	0/0	0	0	0
9/18	at Jacksonville	1	1	11	4	15	0.0	0	0/0	1	0	0
9/24	CINCINNATI	1	1	8	2	10	0.0	0	0/0	1	0	1
10/8	at San Diego	1	1	5	3	8	0.0	0	0/0	0	0	0
10/15	KANSAS CITY	1	1	2	2	4	0.0	0	0/0	1	0	0
10/22	at Atlanta	1	1	5	2	7	0.0	0	1/1	1	0	0
10/29	at Oakland	1	1	8	2	10	1.0	8	0/0	1	0	0
11/5	DENVER	1	1	10	1	11	0.0	0	0/0	0	0	0
11/12	NEW ORLEANS	1	1	9	2	11	0.0	0	0/0	0	1	0
11/19	at Cleveland	1	1	4	8	12	1.0	5	0/0	0	0	0
11/26	at Baltimore	1	1	8	1	9	0.0	0	0/0	0	0	0
12/3	TAMPA BAY	1	1	6	11	17	0.0	0	0/0	1	1	0
12/7	CLEVELAND	1	1	4	3	7	0.0	0	0/0	1	0	0
12/17	at Carolina	1	1	7	2	9	1.0	8	0/0	0	0	0
12/24	BALTIMORE	1	1	4	4	8	0.0	0	0/0	0	0	0
12/31	at Cincinnati	1	1	7	2	9	0.0	0	0/0	1	0	0
SEASON TOTALS		16	16	104	50	154	4.0	29	1/1	8	2	1

Farrior's 2005 Game-by-Game Statistics

Date	Opponent	GP	GS	T	AT	TOT	Sacks	Yds	Int	PD	FF	FR
9/11	TENNESSEE	1	1	5	1	6	0.0	0.0	0/0	0	1	0
9/18	at Houston	1	1	7	4	11	0.0	0.0	0/0	0	0	0
9/25	NEW ENGLAND	1	1	8	5	13	1.0	11.0	0/0	0	0	0
10/10	at San Diego	1	1	7	2	9	0.0	0.0	0/0	0	0	0
10/16	JACKSONVILLE	1	1	5	4	9	0.0	0.0	0/0	1	0	0
10/23	at Cincinnati	1	1	7	0	7	0.0	0.0	0/0	0	0	0
10/31	BALTIMORE	1	1	8	1	9	0.0	0.0	0/0	0	0	0
11/6	at Green Bay	1	1	4	0	4	0.0	0.0	0/0	0	1	0
11/13	CLEVELAND						INACTIVE					
11/20	at Baltimore						INACTIVE					
11/28	at Indianapolis	1	1	6	1	7	0.0	0.0	0/0	0	0	0
12/4	CINCINNATI	1	1	7	0	7	0.0	0.0	0/0	0	0	0
12/11	CHICAGO	1	1	7	4	11	0.0	0.0	0/0	1	0	0
12/18	at Minnesota	1	1	5	2	7	0.0	0.0	0/0	0	0	0
12/24	at Cleveland	1	1	4	1	5	0.0	0.0	0/0	0	0	1
1/1	DETROIT	1	1	4	4	8	1.0	9.0	0/0	1	1	0
SEASON TOTALS		14	14	84	29	113	2.0	20.0	0/0	3	3	1

POSTSEASON

1/8	at Cincinnati	1	1	3	1	4	0.0	0.0	1/22	1	0	0
1/15	at Indianapolis	1	1	8	2	10	2.5	22.0	0/0	0	0	0
1/22	at Denver	1	1	2	0	2	0.0	0.0	0/0	1	0	0
2/5	vs. Seattle	1	1	4	2	6	0.0	0.0	0/0	1	0	0
POSTSEASON TOTALS		4	4	17	5	22	2.5	22.0	1/22	3	0	0

Farrior's 2004 Game-by-Game Statistics

Date	Opponent	GP	GS	T	AT	TOT	Sacks	Yds	Int	PD	FF	FR
9/12	OAKLAND	1	1	5	2	7	0.0	0.0	1/36	1	0	0
9/19	at Baltimore	1	1	6	2	8	0.0	0.0	0/0	0	0	0
9/26	at Miami	1	1	4	3	7	0.0	0.0	0/0	1	0	2
10/3	CINCINNATI	1	1	5	3	8	0.0	0.0	0/0	0	0	1

2010 PLAYERS

James Farrior

Farrior's 2004 Game-by-Game Statistics (Continued)

Date	Opponent	GP	GS	T	AT	TOT	Sacks	Yds	Int/Yds	PD	FF	FR
10/10	CLEVELAND	1	1	5	3	8	0.0	0.0	0/0	0	0	0
10/17	at Dallas	1	1	5	4	9	2.0	16.0	0/0	0	3	0
10/31	NEW ENGLAND	1	1	5	1	6	0.0	0.0	0/0	0	0	0
11/7	PHILADELPHIA	1	1	4	2	6	1.0	6.0	1/41	0	0	0
11/14	at Cleveland	1	1	3	5	8	0.0	0.0	0/0	1	1	0
11/21	at Cincinnati	1	1	4	0	4	0.0	0.0	1/24t	2	0	0
11/28	WASHINGTON	1	1	5	3	8	0.0	0.0	0/0	0	0	0
12/5	at Jacksonville	1	1	12	2	14	0.0	0.0	0/0	1	0	0
12/12	NEW YORK JETS	1	1	6	5	11	0.0	0.0	1/22	1	0	0
12/18	at New York Giants	1	1	3	1	4	0.0	0.0	0/0	0	0	0
12/26	BALTIMORE	1	1	9	1	10	0.0	0.0	0/0	1	0	0
1/2	at Buffalo	1	1	1	0	1	0.0	0.0	0/0	0	0	0
SEASON TOTALS		16	16	82	37	119	3.0	22.0	4/123	8	4	3

POSTSEASON

Date	Opponent	GP	GS	T	AT	TOT	Sacks	Yds	Int	PD	FF	FR
1/15	NEW YORK JETS	1	1	4	5	9	0.0	0.0	0/0	0	0	0
1/23	NEW ENGLAND	1	1	5	5	10	0.0	0.0	0/0	0	0	0
POSTSEASON TOTALS		2	2	9	10	19	0.0	0.0	0/0	0	0	0

Farrior's 2003 Game-by-Game Statistics

Date	Opponent	GP	GS	T	AT	TOT	Sacks	Yds	Int	PD	FF	FR
9/7	BALTIMORE	1	1	9	2	11	0.0	0.0	0/0	1	0	0
9/14	at Kansas City	1	1	4	0	4	0.0	0.0	1/9	0	0	0
9/21	at Cincinnati	1	1	5	1	6	0.0	0.0	0/0	0	0	0
9/28	TENNESSEE	1	1	6	0	6	0.0	0.0	0/0	0	0	0
10/5	CLEVELAND	1	1	7	1	8	0.0	0.0	0/0	0	0	0
10/12	at Denver	1	1	8	1	9	0.0	0.0	0/0	0	1	0
10/26	ST. LOUIS	1	1	10	2	12	0.0	0.0	0/0	1	0	0
11/2	at Seattle	1	1	3	1	4	0.0	0.0	0/0	0	0	0
11/9	ARIZONA	1	1	5	1	6	0.0	0.0	0/0	2	0	0
11/17	at San Francisco	1	1	9	2	11	0.0	0.0	0/0	0	0	0
11/23	at Cleveland	1	1	10	4	14	0.0	0.0	0/0	0	0	1
11/30	CINCINNATI	1	1	4	2	6	0.0	0.0	0/0	1	0	0
12/7	OAKLAND	1	1	6	0	6	0.0	0.0	0/0	2	0	0
12/14	at New York Jets	1	1	6	1	7	0.0	0.0	0/0	0	0	0
12/21	SAN DIEGO	1	1	8	0	8	0.0	0.0	0/0	0	0	0
12/28	at Baltimore	1	1	6	3	9	0.0	0.0	0/0	0	0	0
SEASON TOTALS		16	16	106	21	127	0.0	0.0	1/9	7	1	1

Farrior's 2002 Game-by-Game Statistics

Date	Opponent	GP	GS	T	AT	TOT	Sacks	Yds	Int	PD	FF	FR
9/9	at New England	1	1	7	2	9	0.0	0.0	0/0	1	0	0
9/15	OAKLAND	1	1	5	0	5	0.0	0.0	0/0	0	0	0
9/29	CLEVELAND	1	1	7	1	8	0.0	0.0	0/0	0	0	0
10/6	at New Orleans	1	1	4	3	7	0.0	0.0	0/0	1	0	0
10/13	at Cincinnati	1	1	3	1	4	0.0	0.0	0/0	0	0	0
10/21	INDIANAPOLIS	1	1	8	1	9	0.0	0.0	0/0	0	0	0
10/27	at Baltimore	1	1	6	3	9	0.0	0.0	0/0	1	0	0
11/3	at Cleveland	1	1	2	0	2	0.0	0.0	0/0	0	0	0
11/10	ATLANTA	1	1	4	1	5	0.0	0.0	0/0	0	0	1
11/17	at Tennessee	1	1	6	2	8	0.0	0.0	0/0	0	0	0
11/24	CINCINNATI						INACTIVE					
12/1	at Jacksonville	1	1	5	1	6	0.0	0.0	0/0	0	0	0
12/8	HOUSTON	1	1	5	0	5	0.0	0.0	0/0	0	0	0
12/15	CAROLINA	1	1	1	2	3	0.0	0.0	0/0	0	0	0
12/23	at Tampa Bay	1	1	0	1	1	0.0	0.0	0/0	0	0	0
12/29	BALTIMORE						INACTIVE					
SEASON TOTALS		14	14	63	18	81	0.0	0.0	0/0	3	0	1

POSTSEASON

1/5	CLEVELAND	1	0	3	0	3	1.0	5.0	0/0	0	0	0
1/11	at Tennessee	1	1	7	3	10	0.0	0.0	0/0	2	0	0
POSTSEASON TOTALS		2	1	10	3	13	1.0	5.0	0/0	2	0	0



James Farrior

Farrior's 2001 Game-by-Game Statistics

Date	Opponent	GP	GS	T	AT	TOT	Sacks	Yds	Int	PD	FF	FR
9/9	INDIANAPOLIS	1	1	8	2	10	0.0	0.0	0/0	0	0	0
9/23	at New England	1	1	11	2	13	0.0	0.0	1/47	0	0	0
10/1	SAN FRANCISCO	1	1	8	5	13	0.0	0.0	0/0	0	1	0
10/7	at Buffalo	1	1	12	4	16	0.0	0.0	0/0	1	2	0
10/14	MIAMI	1	1	5	7	12	0.0	0.0	0/0	3	0	0
10/21	ST. LOUIS	1	1	6	4	10	0.0	0.0	0/0	0	0	0
10/28	at Carolina	1	1	7	0	7	0.0	0.0	0/0	0	0	0
11/4	at New Orleans	1	1	4	2	6	1.0	8.0	0/0	0	0	0
11/11	KANSAS CITY	1	1	10	2	12	0.0	0.0	0/0	0	0	0
11/18	at Miami	1	1	6	6	12	0.0	0.0	0/0	1	0	0
12/2	NEW ENGLAND	1	1	4	6	10	0.0	0.0	0/0	0	0	0
12/9	at Pittsburgh	1	1	6	4	10	0.0	0.0	0/0	2	0	0
12/16	CINCINNATI	1	1	8	5	13	0.0	0.0	1/37	1	0	0
12/23	at Indianapolis	1	1	3	6	9	0.0	0.0	0/0	1	0	0
12/30	BUFFALO	1	1	8	3	11	0.0	0.0	0/0	0	0	0
1/6	at Oakland	1	1	10	1	11	0.0	0.0	0/0	0	0	0
SEASON TOTALS		16	16	116	59	175	1.0	8.0	2/84	9	3	0

POSTSEASON

1/12	at Oakland	1	1	3	5	8	0.0	0.0	0/0	0	0	0
POSTSEASON TOTALS		1	1	3	5	8	0.0	0.0	0/0	0	0	0

Farrior's 2000 Game-by-Game Statistics

Date	Opponent	GP	GS	T	AT	TOT	Sacks	Yds	Int	PD	FF	FR
9/3	at Green Bay	1	0	3	0	3	0.0	0.0	0/0	0	0	0
9/11	NEW ENGLAND	1	1	4	1	5	1.0	6.0	0/0	0	0	0
9/17	BUFFALO	1	0	4	0	4	0.0	0.0	0/0	1	0	0
9/24	at Tampa Bay	1	0	4	3	7	0.0	0.0	0/0	0	0	0
10/8	PITTSBURGH	1	0	1	1	2	0.0	0.0	0/0	0	0	0
10/15	at New England	1	0	2	0	2	0.0	0.0	0/0	0	0	0
10/23	MIAMI	1	1	2	0	2	0.0	0.0	0/0	1	0	0
10/29	at Buffalo	1	1	4	2	6	0.0	0.0	0/0	0	0	0
11/5	DENVER	1	1	7	2	9	0.0	0.0	1/0	1	0	0
11/12	at Indianapolis	1	0	7	0	7	0.0	0.0	0/0	0	1	0
11/19	at Miami	1	1	2	0	2	0.0	0.0	0/0	1	0	0
11/26	CHICAGO	1	0	3	1	4	0.0	0.0	0/0	0	0	0
12/3	INDIANAPOLIS	1	0	0	0	0	0.0	0.0	0/0	1	0	0
12/10	at Oakland	1	1	2	0	2	0.0	0.0	0/0	0	0	0
12/17	DETROIT	1	0	0	0	0	0.0	0.0	0/0	0	0	0
12/24	at Baltimore	1	0	1	0	1	0.0	0.0	0/0	0	0	0
SEASON TOTALS		16	6	46	10	56	1.0	6.0	1/0	5	1	0

Farrior's 1999 Game-by-Game Statistics

Date	Opponent	GP	GS	T	AT	TOT	Sacks	Yds	Int	PD	FF	FR
9/12	NEW ENGLAND	1	1	2	1	3	0.0	0.0	0/0	0	0	0
9/19	at Buffalo	1	1	0	1	1	0.0	0.0	0/0	0	0	0
9/26	WASHINGTON	1	1	3	0	3	0.0	0.0	0/0	1	0	0
10/3	at Denver	1	0	1	0	1	0.0	0.0	0/0	0	0	0
10/11	JACKSONVILLE	1	0	3	0	3	0.0	0.0	0/0	0	0	0
10/17	INDIANAPOLIS	1	0	0	0	0	0.0	0.0	0/0	1	0	0
10/24	at Oakland	1	0	2	1	3	0.0	0.0	0/0	0	0	0
11/7	ARIZONA	1	0	2	0	2	1.0	8.0	0/0	0	1	0
11/15	at New England	1	0	4	0	4	0.0	0.0	0/0	0	0	0
11/21	BUFFALO	1	0	0	0	0	0.0	0.0	0/0	0	0	0
11/28	at Indianapolis	1	0	0	1	1	0.0	0.0	0/0	0	0	0
12/5	at New York Giants	1	0	3	1	4	0.0	0.0	0/0	0	0	0
12/12	MIAMI	1	0	4	1	5	1.0	9.0	0/0	0	0	0
12/19	at Dallas	1	1	4	0	4	0.0	0.0	0/0	0	0	0
12/27	at Miami	1	0	2	0	2	0.0	0.0	0/0	0	0	0
1/2	SEATTLE	1	0	0	2	2	0.0	0.0	0/0	0	0	0
SEASON TOTALS		16	4	30	8	38	2.0	17.0	0/0	2	1	0

2010 PLAYERS

James Farrior

Farrior's 1998 Game-by-Game Statistics

Date	Opponent	GP	GS	T	AT	TOT	Sacks	Yds	Int	PD	FF	FR
9/6	at San Francisco	1	1	6	0	6	0.0	0.0	0/0	1	0	0
9/13	BALTIMORE						INACTIVE					
9/20	INDIANAPOLIS						INACTIVE					
10/4	MIAMI						INACTIVE					
10/11	at St. Louis						INACTIVE					
10/19	at New England	1	1	0	2	2	0.0	0.0	0/0	0	0	0
10/25	ATLANTA	1	0	1	1	2	0.0	0.0	0/0	0	0	0
11/1	at Kansas City	1	0	0	1	1	0.0	0.0	0/0	0	0	0
11/8	BUFFALO	1	0	2	0	2	0.0	0.0	0/0	0	0	0
11/15	at Indianapolis	1	0	3	1	4	0.0	0.0	0/0	0	0	0
11/22	at Tennessee	1	0	1	0	1	0.0	0.0	0/0	0	0	0
11/29	CAROLINA	1	0	1	1	2	0.0	0.0	0/0	0	0	0
12/6	SEATTLE	1	0	0	0	0	0.0	0.0	0/0	0	0	1
12/13	at Miami	1	0	1	1	2	0.0	0.0	0/0	0	0	0
12/19	at Buffalo	1	0	0	2	2	0.0	0.0	0/0	0	0	0
12/27	NEW ENGLAND	1	0	2	1	3	0.0	0.0	0/0	0	0	0
SEASON TOTALS		12	2	17	10	27	0.0	0.0	0/0	1	0	1

POSTSEASON

1/10	JACKSONVILLE	1	0	0	0	0	0.0	0.0	0/0	0	0	0
1/17	at Denver	1	0	2	0	2	1.0	8.0	0/0	0	0	0
POSTSEASON TOTALS		2	0	2	0	2	1.0	8.0	0/0	0	0	0

Farrior's 1997 Game-by-Game Statistics

Date	Opponent	GP	GS	T	AT	TOT	Sacks	Yds	Int	PD	FF	FR
8/31	at Seattle	1	0	3	0	3	0.0	0.0	0/0	0	0	0
9/7	BUFFALO	1	1	2	1	3	0.0	0.0	0/0	0	0	0
9/14	at New England	1	1	7	3	10	0.0	0.0	0/0	0	0	0
9/21	OAKLAND	1	1	2	1	3	1.0	6.0	0/0	1	0	0
9/28	at Cincinnati	1	1	2	0	2	0.0	0.0	0/0	0	0	0
10/5	at Indianapolis	1	1	2	1	3	0.0	0.0	0/0	0	0	0
10/12	MIAMI	1	1	3	2	5	0.0	0.0	0/0	0	0	0
10/19	NEW ENGLAND	1	1	1	2	3	0.0	0.0	0/0	0	0	0
11/2	BALTIMORE	1	1	5	3	8	0.0	0.0	0/0	0	0	0
11/9	at Miami	1	1	3	0	3	0.0	0.0	0/0	0	0	0
11/16	at Chicago	1	1	6	1	7	0.0	0.0	0/0	0	0	0
11/23	MINNESOTA	1	1	6	0	6	0.0	0.0	0/0	0	1	0
11/30	at Buffalo	1	1	4	0	4	0.0	0.0	0/0	0	0	0
12/7	INDIANAPOLIS	1	1	2	1	3	0.0	0.0	0/0	0	0	0
12/14	TAMPA BAY	1	1	1	3	4	0.5	4.0	0/0	0	0	0
12/21	at Detroit	1	1	4	0	4	0.0	0.0	0/0	0	0	0
SEASON TOTALS		16	15	53	18	71	1.5	10.0	0/0	1	1	0

Farrior's Career Statistics

Year	Team	GP	GS	T	AT	TOT	Sacks	Yds	Int	PD	FF	FR
1997	New York Jets	16	15	53	18	71	1.5	10.0	0/0	1	1	0
1998	New York Jets	12	2	17	10	27	0.0	0.0	0/0	1	0	1
1999	New York Jets	16	4	30	8	38	2.0	17.0	0/0	2	1	0
2000	New York Jets	16	6	46	10	56	1.0	6.0	1/0	5	1	0
2001	New York Jets	16	16	116	59	175	1.0	8.0	2/84	9	3	0
2002	Pittsburgh	14	14	63	18	81	0.0	0.0	0/0	3	0	1
2003	Pittsburgh	16	16	106	21	127	0.0	0.0	1/9	7	1	1
2004	Pittsburgh	16	16	82	37	119	3.0	22.0	4/123	8	4	3
2005	Pittsburgh	14	14	84	29	113	2.0	20.0	0/0	3	3	1
2006	Pittsburgh	16	16	104	50	154	4.0	29.0	1/1	8	2	1
2007	Pittsburgh	16	16	72	39	111	6.0	43.5	1/0	6	2	0
2008	Pittsburgh	16	16	100	46	146	3.5	23.0	0/0	5	0	0
2009	Pittsburgh	16	16	89	37	126	3.0	21.0	0/0	3	1	1
NFL Totals		200	166	962	382	1344	27.0	199.5	11/225	61	19	9
Steelers Totals		123	123	700	277	977	21.5	158.5	8/151	43	13	8

Career Special Teams Tackles (31): 6 in '97, 1 in '98, 7 in '99, 2 in '00, 5 in '01, 4 in '02, 5 in '03, 0 in '04, 0 in '05, 1 in '06 and 0 in '07, 0 in '08 and 0 in '09.

Additional Statistics: Forced a fumble on special teams in 1997.



James Farrior

Farrior's Career Statistics (Continued)

POSTSEASON

Year	Team	GP	GS	T	AT	TOT	Sacks	Yds	Int	PD	FF	FR
1998	New York Jets	2	0	2	0	2	1.0	8.0	0/0	0	0	0
2001	New York Jets	1	1	3	5	8	0.0	0.0	0/0	0	0	0
2002	Pittsburgh	2	1	10	3	13	1.0	5.0	0/0	2	0	0
2004	Pittsburgh	2	2	9	10	19	0.0	0.0	0/0	0	0	0
2005	Pittsburgh	4	4	17	5	22	2.5	22.0	1/22	3	0	0
2007	Pittsburgh	1	1	4	1	5	0.5	6.0	1/2	1	0	0
2008	Pittsburgh	3	3	19	2	21	0.0	0.0	0/0	1	0	0
NFL Totals		15	12	64	26	90	5.0	41.0	2/24	7	0	0
Steelers Totals		12	11	59	21	80	4.0	33.0	2/24	7	0	0

Larry Foote LB

HEIGHT — 6-1

WEIGHT — 239

COLLEGE — Michigan

BIRTHDATE — June 12, 1980

BIRTHPLACE — Detroit, Mich.

HOW ACQUIRED — FA '10

NFL EXPERIENCE — 9th Year

50



PRO

(127-100/12-10): Returns to Pittsburgh after playing one season (2009) for the Detroit

Lions...signed a three-year contract with the Steelers on March 15, 2010...a native of Detroit...signed with the Lions May 6, 2009, after spending the previous seven years (2002-08) with the Steelers...had started 94 consecutive games, which was third among active linebackers in the league at the time, and had started every game since the beginning of the 2004 season until being forced out due to foot injury at San Francisco (12/27/2009)...a five-year starter at inside linebacker (2004-08)...ranked among the team leaders in tackles for his final four seasons and led the team in tackles in both the 2005 regular season (123) and postseason (24)...has played in 127 games (100 starts) and has amassed 612 tackles (414 solo), 15.5 sacks (107.5 yards), three interceptions (26 yards), 18 passes defended, seven forced fumbles and three fumble recoveries (during his eight-year career)...originally drafted by Pittsburgh in the fourth round (128th overall) of the 2002 NFL Draft.

2009 (14-14/0-0): Was Detroit's defensive captain...started 14 games but missed the last two due to a foot injury ending his streak of 94 consecutive starts...led the team with 99 tackles (70 solo), along with 2.0 sacks for 11 yards, four passes defended and one forced fumble in only 14 games...**9/13 at New Orleans:** Had nine tackles (all solo) and a pass defended in the season opener...**9/20 vs. Minnesota:** Led the defense with 10 tackles (five solo) and a sack...was part of the defense that limited Vikings RB Adrian Peter-

son to 92 yards rushing...**9/27 vs. Washington:** Recorded a team best nine tackles (five solo)...**10/4 at Chicago:** Had six tackles and a pass defended...**10/11 vs. Pittsburgh:** Made his 85th consecutive start and recorded seven tackles (six solo) against his former team...**10/18 at Green Bay:** Had five tackles...**11/1 vs. St. Louis:** Started for the 87th straight time, which was fourth among linebackers in consecutive starts...finished with three tackles and a pass defended...**11/8 at Seattle:** Recorded seven tackles (six solo)...**11/15 at Minnesota:** Had three tackles...**11/22 vs. Cleveland:** Made a season-high 12 tackles (nine solo) and got his second sack of the season...**11/26 vs. Green Bay:** Had seven tackles...**12/6 at Cincinnati:** Registered nine tackles (three solo) including one tackle for loss...**12/13 at Baltimore:** Had five tackles (four solo) and forced one fumble...**12/20 vs. Arizona:** Recorded seven tackles...**12/27 at San Francisco:** Was inactive due to a foot injury...had his 94-game streak of consecutive starts (third among active linebackers at the time) halted...had previously started every game since the beginning of the 2004 season...**1/3 vs. Chicago:** Was inactive for the second straight game due to a foot injury.

2008 (16-16/3-3): Started all 16 regular-season games and all three post-season games at ILB...had 86 tackles and 1.5 sacks...helped the Steelers win their sixth Super Bowl...it was his second Super Bowl victory with the team in four seasons...**9/7 vs. Houston:** Played in his 86th consecutive game and made his 65th consecutive start at ILB...finished with six

2010 PLAYERS

Larry Foote

tackles (four solo)...**9/14 at Cleveland:** Started his 66th consecutive game at ILB...tied with James Farrior for the team lead with nine tackles (six solo)...**9/21 at Philadelphia:** Made his 70th career start at ILB...finished with four tackles (one solo) and a career-high 1.5 sacks for 8.5 yards in loss...**9/29 vs. Baltimore:** Made his 68th consecutive start at ILB...finished with eight tackles (six solo) and had one pass defense...**10/5 at Jacksonville:** Made his 69th consecutive start at ILB...finished with four solo tackles...helped limit the Jaguars to only 38 yards rushing on 19 attempts (2.0 avg.)...**10/19 at Cincinnati:** Played in his 100th career game and made his 70th consecutive start...finished with five tackles (four solo)...**10/26 vs. New York Giants:** Made his 71st consecutive start at ILB...finished with five tackles (three solo)...had one QB pressure...**11/3 at Washington:** Made his 72nd consecutive start at ILB...finished with one assisted tackle...**11/9 vs. Indianapolis:** Made his 73rd consecutive start at ILB...finished with two tackles (one solo)...**11/16 vs. San Diego:** Made his 74th consecutive start at ILB...finished with six tackles (four solo)...**11/20 vs. Cincinnati:** Made his 75th consecutive start at ILB...finished with four tackles (three solo)...**11/30 at New England:** Made his 76th consecutive start at ILB...finished with six tackles (three solo)...**12/7 vs. Dallas:** Made his 80th career start at ILB...finished with one solo tackle...**12/14 at Baltimore:** Made his 78th consecutive start at ILB...finished with a season-high 12 tackles (nine solo)...**12/21 at Tennessee:** Made his 79th consecutive start and played in his 100th consecutive game at ILB...finished with six tackles (two solo)...had one pass defense and one QB pressure...**12/28 vs. Cleveland:** Made his 80th consecutive start at ILB...finished with seven tackles (five solo) and had one QB pressure...**AFC Divisional Game 1/11 vs. San Diego:** Made his eighth consecutive postseason start at ILB...finished with six tackles (four solo)...recorded his second career postseason interception...**AFC Championship Game 1/18 vs. Baltimore:** Made his ninth consecutive postseason start at ILB...finished with three tackles (one solo) and had one QB pressure...**Super Bowl XLIII 2/1 vs. Arizona:** Made his 10th consecutive postseason start at ILB...finished with two solo tackles.

2007 (16-16-1-1): Started all 16 games for the fourth consecutive season (64 straight starts)...hasn't missed a game since Week 12 of his rookie campaign in 2002...started his seventh consecutive playoff game against Jacksonville, recording six tackles...ranked third on team with 89 tackles...had three sacks...established a career high with three forced fumbles...set a new ca-

reer high with five pass defenses...**9/9 at Cleveland:** Started at RILB and registered four total tackles (two solo)...played a big role in a defense that gave up 46 rushing yards...**9/16 vs. Buffalo:** Started his 50th consecutive game at RILB and registered four solo tackles with one sack for a loss of 7 yards...also had one forced fumble...**9/23 vs. San Francisco:** Started at RILB and logged six tackles (four solo) while also having one quarterback pressure...also had one special teams tackle...part of a defensive unit that limited Frank Gore to only 39 rushing yards...**9/30 at Arizona:** Started at RILB and saw 33 defensive snaps...racked up five solo tackles and two quarterback pressures...**10/7 vs. Seattle:** Started at RILB and logged 27 defensive snaps, but did not register any tackles...part of a defensive unit that allowed only 144 total yards, 38 rushing yards, 106 passing yards and eight first downs...**10/21 at Denver:** Made his 54th consecutive start at RILB...had seven tackles (four solo) and two quarterback pressures...also caused one fumble on Broncos' running back Travis Henry and had his third career interception when he picked off a Jay Cutler pass and returned it 14 yards...part of a defensive unit that allowed the Denver running backs to gain only 54 rushing yards...**10/28 at Cincinnati:** Tallied his 55th consecutive start at RILB...saw 36 defensive snaps and registered three tackles (one solo)...**11/5 vs. Baltimore:** Made his 56th consecutive start and registered two tackles...part of a defensive unit that allowed the Ravens only 104 total yards, with 64 coming on the ground and 40 yards by air...the Baltimore offense managed only five first downs all day...**11/11 vs. Cleveland:** Made his 60th career start at RILB...saw action on 35 defensive plays and led the team with six solo tackles (nine total)...also had one quarterback pressure...part of a defensive unit that allowed only 163 total yards, including 40 rushing and 123 passing yards...**11/18 at New York Jets:** Started in his 58th consecutive game at RILB...finished the game with 10 tackles (six solo), including a half-sack on Jets' quarterback Kellen Clemens for a loss of five yards...also had one quarterback hit and one pass defended...**11/26 vs. Miami:** Played in his 80th consecutive game at RILB and tallied seven tackles (four solo), one QB hurry and a half-sack for a loss of five yards...**12/2 vs. Cincinnati:** Made his 60th consecutive start, while playing in his 90th career game...registered 70 defensive snaps and finished the game with seven tackles (two solo), including one sack on Carson Palmer for a loss of eight yards, which resulted in his third caused fumble of the season...also tallied one pass defended and three quarterback hits...**12/9 at New England:** Started at RILB, while



Larry Foote

MEDIA INFORMATION

FOOTBALL STAFF

2010 PLAYERS

2009 IN REVIEW

STEELERS HISTORY

RECORDS

playing in his 82nd consecutive game...was in on 46 defensive plays and finished the game with three tackles (two solo) and two quarterback pressures...**12/16 vs. Jacksonville:** Made his 62nd consecutive start at RILB...tallied a team high (tied) 10 tackles (four solo) and posted two passes defended...**12/20 at St. Louis:** Made his 66th career start at RILB...finished with four tackles (two solo) and one pressure on the quarterback...**12/30 at Baltimore:** Made his 64th consecutive start at RILB and finished with eight tackles (four solo) and one pass defended...**AFC Wild Card Game 1/5 vs. Jacksonville:** Made his ninth consecutive playoff appearance, while starting at RILB and finished with six tackles (five solo).

2006 [16-16]: Started at RILB for all 16 games, marking the third straight year he has started every game...finished second on the team in tackles with 118...he also posted a career-high four sacks and picked off one pass...**9/7 vs. Miami:** Started at RILB and recorded two tackles (one solo)...added one assisted special teams tackle...**9/18 at Jacksonville:** Recorded 12 tackles (eight solo) and one special teams tackle...registered one quarterback hurry/pressure and one tackle for a loss while logging 61 plays...sacked QB Byron Leftwich for an eight yard loss...**9/24 vs. Cincinnati:** Started at RILB and logged 44 plays...recorded nine tackles (seven solo)...forced a fumble on a five-yard sack of Bengals QB Carson Palmer...**10/8 at San Diego:** Recorded three tackles (one) while logging 64 plays...recorded his team leading (tied) third sack of quarterback Philip Rivers for a loss of seven yards on a critical third-and-five at the Pittsburgh seven-yard line...**10/15 vs. Kansas City:** Recorded three tackles in 43 plays...also had one quarterback hurry/pressure and a pass defense...**10/22 at Atlanta:** Recorded six tackles (four solo) while logging 59 snaps...**10/29 at Oakland:** Logged 44 snaps and recorded seven tackles (four solo)...started at RILB...**11/5 vs. Denver:** Logged 46 plays and recorded seven tackles (five solo) and one pass defense...**11/12 vs. New Orleans:** Recorded a game-high 12 tackles (eight solo) and logged 79 snaps...added a forced fumble and pass defense...**11/19 at Cleveland:** Logged 40 plays and collected 10 tackles (five solo)...**11/26 at Baltimore:** Had a game-high 10 tackles (seven solo) and logged 51 snaps...collected one tackle for loss...surpassed 300 career tackles (301)...**12/3 vs. Tampa Bay:** Accounted for two Steelers takeaways...intercepted a Bruce Gradkowski pass and returned it 11 yards to set up the Steelers' first touchdown...also recovered a Carnell Williams fumble early in the second quarter...collected 13 tackles (seven solo), one pass defense and one quarterback hurry/pressure...

sure...**12/7 vs. Cleveland:** Logged 49 snaps and collected six tackles (five solo)...**12/17 at Carolina:** Logged 43 plays and collected six tackles (four solo)...added a quarterback sack for a loss of eight yards, his 10th career sack...**12/24 vs. Baltimore:** Collected six tackles (two solo)...**12/31 at Cincinnati:** Collected six tackles (three solo) in 36 plays...made his 50th career start.

2005 [16-16/4-4]: Posted a team-best 123 tackles (96 solo) in the regular season, which were a career high...added three sacks, 12 tackles-for-loss and one fumble recovery...had two special teams tackles...tied for the team lead with 24 postseason tackles...**9/11 vs. Tennessee:** Played 48 snaps at inside linebacker...recorded three solo tackles...**9/18 at Houston:** Started and played 30 defensive snaps...recorded five tackles (four solo)...**9/25 vs. New England:** Logged 60 snaps and recorded 10 total tackles (eight solo)...also recorded a quarterback hurry/pressure and recovered a fumble...**10/10 at San Diego:** Started and recorded six tackles (five solo)...played 50 snaps...**10/16 vs. Jacksonville:** Was all over the field, setting new career highs in tackles (13) and solo tackles (10)...logged 57 plays...**10/23 at Cincinnati:** Made his 22nd consecutive start at RILB...logged 46 snaps and recorded seven tackles (six solo) and one tackle for a loss...**10/31 vs. Baltimore:** Started at RILB...played 61 snaps finished with nine tackles (seven solo) and a tackle for a loss...**11/6 at Green Bay:** Recorded a team-high 10 solo tackles (12 total) while logging 53 defensive plays...**11/13 vs. Cleveland:** Led the team with 10 tackles (seven solo) while logging 55 plays...**11/20 at Baltimore:** Recorded nine tackles (seven solo) and one tackle for a loss while logging 81 snaps...also had one sack for a loss of eight yards and one quarterback hurry/pressure...**11/28 at Indianapolis:** Started at inside linebacker and recorded two solo tackles...**12/4 vs. Cincinnati:** Logged 55 plays at RILB...recorded seven tackles (four solo) and a quarterback hurry/pressure...**12/11 vs. Chicago:** Recorded 10 tackles (seven solo) on 36 snaps...also had two special teams tackles...**12/18 at Minnesota:** Recorded a team-high eight tackles (six solo) on 32 snaps...had one sack for a loss of eight yards, five tackles for a loss and two quarterback hurries/pressures...teamed with Joey Porter to tackle Michael Bennett in the end zone for a safety...**12/24 at Cleveland:** Had team highs in solo tackles (7) and total tackles (8)...had one sack for four yards and one pass defense in 51 plays...**1/1 vs. Detroit:** Recorded three solo tackles and defended one pass...also had a quarterback hurry/pressure while logging 44 snaps...**AFC Wild**

2010 PLAYERS

FOOTBALL STAFF MEDIA INFORMATION
2010 PLAYERS
2009 IN REVIEW
STEELERS HISTORY
RECORDS

Larry Foote

Card Game 1/8 at Cincinnati: Started at RILB and tied for the team lead with seven tackles (four solo)...recorded one-half sack...**AFC Divisional Game 1/15 at Indianapolis:** Recorded five tackles (three solo)...**AFC Championship Game 1/22 at Denver:** Led team with seven tackles (five solo) while adding one interception and one defended pass...interception was the first of his career during the postseason...**Super Bowl XL 2/5 vs. Seattle:** Started at RILB and recorded five tackles (four solo).

2004 (16-16-2-2): Played well for the Steelers in 2004 in his first season as a starter...**9/12 vs. Oakland:** Made his fifth career start in week one and his first start since his rookie season for the injured Kendrell Bell...performed superbly...led the team with nine total tackles (eight solo), including three tackles for losses, totaling nine yards...logged 49 defensive plays...**9/19 at Baltimore:** Started his second straight game...registered seven total tackles (five solo)...played all 64 plays...**9/26 at Miami:** Started his third straight game...finished with six total tackles (four solo)...played 54 defensive snaps...**10/3 vs. Cincinnati:** Had another strong performance in his fourth start...led the team with nine tackles...tied Chris Hope for team honors with nine total tackles (seven solo)...also recorded his first sack of the season for eight yards...played 55 defensive snaps...**10/10 vs. Cleveland:** Finished with three total tackles (two solo)...logged 42 defensive plays...**10/17 at Dallas:** Finished with five total tackles (one solo)...was credited with one special teams assist...played 46 defensive snaps...**10/31 vs. New England:** Registered two total tackles (one solo)...logged 35 defensive plays...**11/7 vs. Philadelphia:** Had a big sack against Donovan McNabb early in the game in the first quarter...finished with one solo tackle...played 10 defensive snaps...**11/14 at Cleveland:** Registered three total tackles...also was credited with two quarterback hurries/pressures...played 19 defensive snaps...**11/21 at Cincinnati:** Finished with two tackles (one solo)...was credited with three quarterback hurries/pressures...played 31 defensive snaps...**11/28 vs. Washington:** Recorded four total tackles (three solo)...also was credited one quarterback hurry/pressure...logged 43 defensive plays...**12/5 at Jacksonville:** Finished with seven total tackles (three solo)...also was credited with two quarterback hurries/pressures...played 62 defensive snaps...**12/12 vs. New York Jets:** Registered three solo tackles...also was credited with two solo special teams tackles...**12/18 at New York Giants:** Finished with nine total tackles (seven solo), includ-

ing one tackle for a loss of four yards...logged 43 defensive plays...**12/26 vs. Baltimore:** Registered four solo tackles...also was credited with one quarterback hurry/pressure...played 48 defensive snaps...**1/2 at Buffalo:** Recorded his first-career interception to set up one of the Steelers' five field goals...finished with four solo tackles...played 21 defensive snaps...**AFC Divisional Playoff 1/15 vs. N.Y. Jets:** Started the first postseason game of his career...finished with four total tackles, including three solo...**AFC Championship Game 1/23 vs. New England:** Finished with five total tackles (four solo) before leaving the game late in the fourth quarter with an ankle injury.

2003 (16-0): Finished with 12 special teams tackles (six solo)...**9/7 vs. Baltimore:** Played 15 defensive snaps...**11/9 vs. Arizona:** Made a key block on Antwaan Randle El's punt return for a TD...finished with two special teams tackles (one assist).

2002 (14-3-2-0): Finished with 19 total tackles (16 solo)...also was credited with three special teams tackles and a special teams fumble recovery...**9/9 at New England:** Accumulated considerable playing time in season opener in place of Kendrell Bell, who was lost early in the game after aggravating his ankle injury...logged 38 defensive plays...finished with four solo tackles...**9/15 vs. Oakland:** Made his first pro start at inside linebacker for the injured Bell...played 45 defensive snaps...finished with three total tackles (two solo)...**9/29 vs. Cleveland:** Earned a second start for the injured Bell...logged 37 defensive plays...finished with five total tackles (four solo)...**10/6 at New Orleans:** Started his third straight game for Bell...played 30 defensive snaps...was credited with four solo tackles...**10/13 at Cincinnati:** Made his third start at inside linebacker...logged 26 defensive plays...finished with two total tackles...**10/27 at Baltimore:** Saw all his playing time on special teams...**11/10 vs. Atlanta:** Registered one special teams tackle...**12/15 vs. Carolina:** Was credited with one special teams assist...**12/29 vs. Baltimore:** Recovered a fumble on Chester Taylor's muffed kickoff that led to the Steelers eventual game-winning field goal...was credited with one solo special teams tackle...**AFC Wild Card Game 1/5 vs. Cleveland:** Saw limited action when Kendrell Bell aggravated his ankle injury near the end of the game...**AFC Divisional Playoff 1/11 at Tennessee:** Filled in admirably for injured Bell...tied Lee Flowers for team honors with 11 total tackles (seven solo).

COLLEGE

Started 28-of-48 games he appeared in for the Wolverines...finished career with 212 tackles (145 solo), 11 sacks for



Larry Foote

minus-81 yards and 44 stops for losses of 155 yards... ranked fourth in school history in stops behind the line of scrimmage...intercepted three passes and deflected 18 others. **2001:** Was a first-team All-American selection by *Football News* and a second-team selection by *The Sporting News* as a senior...was a consensus All-Big Ten Conference first-team honoree and Defensive Player of the Year...received the Roger Zatkoff Award, given to the team's top linebacker. **2000:** Was an All-Big Ten Conference first-team choice by the league's coaches as a junior...earned second-team honors from the media...played in every game during his freshman and sophomore seasons...majored in physical education in the division of kinesiology.

PERSONAL

Attended Pershing High School in Detroit, Mich....was a *Prep-Star Magazine* High School All-America selection...added All-State honors as a senior...rated as the No. 2 player on the *Detroit Free Press* "Fab 50" list...recorded 377 tackles with 39 sacks, 52 stops behind the line of scrimmage and scored 18 defensive touchdowns during his career...also caught 72 passes for 998 yards and 22 scores... competed as a strong safety, tight end and linebacker... son of Leslie Matthews and Larry Foote Sr...has one son Treyvein (12) and one daughter Jalyn (1)...married to Jonelle...Full name: Lawrence Edward Foote Jr.

Foote's 2009 Game-by-Game Statistics

Date	Opponent	GP	GS	T	AT	TOT	Sacks	Yds	Int	PD	FF	FR
9/13	at New Orleans	1	1	9	0	9	0.0	0.0	0/0	1	0	0
9/20	MINNESOTA	1	1	5	5	10	1.0	5.0	0/0	0	0	0
9/27	WASHINGTON	1	1	5	4	9	0.0	0.0	0/0	0	0	0
10/4	at Chicago	1	1	4	2	6	0.0	0.0	0/0	1	0	0
10/11	PITTSBURGH	1	1	6	1	7	0.0	0.0	0/0	0	0	0
10/18	at Green Bay	1	1	4	1	5	0.0	0.0	0/0	0	0	0
11/1	ST. LOUIS	1	1	3	0	3	0.0	0.0	0/0	1	0	0
11/8	at Seattle	1	1	6	1	7	0.0	0.0	0/0	0	0	0
11/15	at Minnesota	1	1	3	0	3	0.0	0.0	0/0	0	0	0
11/22	CLEVELAND	1	1	9	3	12	1.0	6.0	0/0	1	0	0
11/26	GREEN BAY	1	1	5	2	7	0.0	0.0	0/0	0	0	0
12/6	at Cincinnati	1	1	3	6	9	0.0	0.0	0/0	0	0	0
12/13	at Baltimore	1	1	4	1	5	0.0	0.0	0/0	0	0	0
12/20	ARIZONA	1	1	4	3	7	0.0	0.0	0/0	0	0	0
12/27	at San Francisco						INACTIVE					
1/3	CHICAGO						INACTIVE					
SEASON TOTALS		14	14	70	29	99	2.0	11.0	0/0	4	0	0

Foote's 2008 Game-by-Game Statistics

Date	Opponent	GP	GS	T	AT	TOT	Sacks	Yds	Int	PD	FF	FR
9/7	HOUSTON	1	1	4	2	6	0.0	0.0	0/0	0	0	0
9/14	at Cleveland	1	1	6	3	9	0.0	0.0	0/0	0	0	0
9/21	at Philadelphia	1	1	1	3	4	1.5	8.5	0/0	0	0	0
9/29	BALTIMORE	1	1	6	2	8	0.0	0.0	0/0	1	0	0
10/5	at Jacksonville	1	1	4	0	4	0.0	0.0	0/0	0	0	0
10/19	at Cincinnati	1	1	4	1	5	0.0	0.0	0/0	0	0	0
10/26	NEW YORK GIANTS	1	1	3	2	5	0.0	0.0	0/0	0	0	0
11/3	at Washington	1	1	0	1	1	0.0	0.0	0/0	0	0	0
11/9	INDIANAPOLIS	1	1	1	1	2	0.0	0.0	0/0	0	0	0
11/16	SAN DIEGO	1	1	4	2	6	0.0	0.0	0/0	0	0	0
11/20	CINCINNATI	1	1	3	1	4	0.0	0.0	0/0	0	0	0
11/30	at New England	1	1	3	3	6	0.0	0.0	0/0	0	0	0
12/7	DALLAS	1	1	1	0	1	0.0	0.0	0/0	0	0	0
12/14	at Baltimore	1	1	9	3	12	0.0	0.0	0/0	0	0	0
12/21	at Tennessee	1	1	2	4	6	0.0	0.0	0/0	1	0	0
12/28	CLEVELAND	1	1	5	2	7	0.0	0.0	0/0	0	0	0
SEASON TOTALS		16	16	56	30	86	1.5	8.5	0/0	2	0	0
POSTSEASON												
1/11	SAN DIEGO	1	1	4	2	6	0.0	0.0	1/0	0	0	0
1/18	BALTIMORE	1	1	1	2	3	0.0	0.0	0/0	0	0	0
2/1	vs. Arizona	1	1	2	0	2	0.0	0.0	0/0	0	0	0
POSTSEASON TOTALS		3	3	7	4	11	0.0	0.0	1/0	0	0	0

2010 PLAYERS

Larry Foote

Foote's 2007 Game-by-Game Statistics

Date	Opponent	GP	GS	T	AT	TOT	Sacks	Yds	Int/Yds	PD	FF	FR
9/9	at Cleveland	1	1	2	2	4	0.0	0.0	0/0	0	0	0
9/16	BUFFALO	1	1	4	0	4	1.0	7.0	0/0	0	1	0
9/12	SAN FRANCISCO	1	1	4	2	6	0.0	0.0	0/0	0	0	0
9/30	at Arizona	1	1	5	0	5	0.0	0.0	0/0	0	0	0
10/7	SEATTLE	1	1	0	0	0	0.0	0.0	0/0	0	0	0
10/21	at Denver	1	1	4	3	7	0.0	0.0	1/14	0	1	0
10/28	at Cincinnati	1	1	1	2	3	0.0	0.0	0/0	0	0	0
11/5	BALTIMORE	1	1	0	2	2	0.0	0.0	0/0	0	0	0
11/11	CLEVELAND	1	1	6	3	9	0.0	0.0	0/0	0	0	0
11/18	at New York Jets	1	1	6	4	10	0.5	5.0	0/0	1	0	0
11/26	MIAMI	1	1	4	3	7	0.5	4.0	0/0	0	0	0
12/2	CINCINNATI	1	1	2	5	7	1.0	8.0	0/0	1	1	0
12/9	at New England	1	1	2	1	3	0.0	0.0	0/0	0	0	0
12/16	JACKSONVILLE	1	1	4	6	10	0.0	0.0	0/0	2	0	0
12/20	at St. Louis	1	1	2	2	4	0.0	0.0	0/0	0	0	0
12/30	at Baltimore	1	1	4	4	8	0.0	0.0	0/0	1	0	0
SEASON TOTALS		16	16	50	39	89	3.0	34.0	1/14	5	3	0

POSTSEASON

1/5	JACKSONVILLE	1	1	5	1	6	0.0	0.0	0	0	0	0
POSTSEASON TOTALS		1	1	5	1	6	0.0	0.0	0	0	0	0

Foote's 2006 Game-by-Game Statistics

Date	Opponent	GP	GS	T	AT	TOT	Sacks	Yds	Int/Yds	PD	FF	FR
9/7	MIAMI	1	1	1	1	2	0.0	0	0/0	0	0	0
9/18	at Jacksonville	1	1	8	4	12	1.0	8	0/0	0	0	0
9/24	CINCINNATI	1	1	7	2	9	1.0	5	0/0	0	1	0
10/8	at San Diego	1	1	1	2	3	1.0	8	0/0	0	0	0
10/15	KANSAS CITY	1	1	0	3	3	0.0	0	0/0	1	0	0
10/22	at Atlanta	1	1	4	2	6	0.0	0	0/0	0	0	0
10/29	at Oakland	1	1	4	3	7	0.0	0	0/0	0	0	0
11/5	DENVER	1	1	5	2	7	0.0	0	0/0	1	0	0
11/12	NEW ORLEANS	1	1	8	4	12	0.0	0	0/0	1	1	0
11/19	at Cleveland	1	1	5	5	10	0.0	0	0/0	0	0	0
11/26	at Baltimore	1	1	7	3	10	0.0	0	0/0	0	0	0
12/3	TAMPA BAY	1	1	7	6	13	0.0	0	1/11	1	0	1
12/7	CLEVELAND	1	1	5	1	6	0.0	0	0/0	0	0	0
12/17	at Carolina	1	1	4	2	6	1.0	8	0/0	0	0	0
12/24	BALTIMORE	1	1	2	4	6	0.0	0	0/0	0	0	0
12/31	at Cincinnati	1	1	3	3	6	0.0	0	0/0	0	0	0
SEASON TOTALS		16	16	71	47	118	4.0	29	1/11	4	2	1

Foote's 2005 Game-by-Game Statistics

Date	Opponent	GP	GS	T	AT	TOT	Sacks	Yds	Int	PD	FF	FR
9/11	TENNESSEE	1	1	3	1	4	0.0	0.0	0/0	0	0	0
9/18	at Houston	1	1	4	1	5	0.0	0.0	0/0	0	0	0
9/25	NEW ENGLAND	1	1	8	2	10	0.0	0.0	0/0	0	0	1
10/10	at San Diego	1	1	5	1	6	0.0	0.0	0/0	0	0	0
10/16	JACKSONVILLE	1	1	10	3	13	0.0	0.0	0/0	0	0	0
10/23	at Cincinnati	1	1	6	1	7	0.0	0.0	0/0	0	0	0
10/31	BALTIMORE	1	1	7	2	9	0.0	0.0	0/0	0	0	0
11/6	at Green Bay	1	1	10	2	12	0.0	0.0	0/0	0	0	0
11/13	CLEVELAND	1	1	7	3	10	0.0	0.0	0/0	0	0	0
11/20	at Baltimore	1	1	7	2	9	1.0	8.0	0/0	0	0	0
11/28	at Indianapolis	1	1	2	0	2	0.0	0.0	0/0	0	0	0
12/4	CINCINNATI	1	1	4	3	7	0.0	0.0	0/0	0	0	0
12/11	CHICAGO	1	1	7	3	10	0.0	0.0	0/0	0	0	0
12/18	at Minnesota	1	1	6	2	8	1.0	8.0	0/0	0	0	0
12/24	at Cleveland	1	1	7	1	8	1.0	4.0	0/0	1	0	0
1/1	DETROIT	1	1	3	0	3	0.0	0.0	0/0	1	0	0
SEASON TOTALS		16	16	96	27	123	3.0	20.0	0/0	2	0	1

POSTSEASON

1/8	at Cincinnati	1	1	4	3	7	0.5	4.5	0/0	0	0	0
1/15	at Indianapolis	1	1	3	2	5	0.0	0.0	0/0	0	0	0
1/22	at Denver	1	1	5	2	7	0.0	0.0	1/15	1	0	0
2/5	vs. Seattle	1	1	4	1	5	0.0	0.0	0/0	1	0	0
POSTSEASON TOTALS		4	4	16	8	24	0.5	4.5	1/15	1	0	0



Larry Foote

Foote's 2004 Game-by-Game Statistics

Date	Opponent	GP	GS	T	AT	TOT	Sacks	Yds	Int	PD	FF	FR
9/12	OAKLAND	1	1	8	1	9	0.0	0.0	0/0	0	0	0
9/19	at Baltimore	1	1	5	2	7	0.0	0.0	0/0	0	0	0
9/26	at Miami	1	1	4	2	6	0.0	0.0	0/0	0	0	0
10/3	CINCINNATI	1	1	7	2	9	1.0	8.0	0/0	0	0	0
10/10	CLEVELAND	1	1	2	1	3	0.0	0.0	0/0	0	0	0
10/17	at Dallas	1	1	1	4	5	1.0	6.0	0/0	0	0	0
10/31	NEW ENGLAND	1	1	1	1	2	0.0	0.0	0/0	0	0	0
11/7	PHILADELPHIA	1	1	1	0	1	1.0	6.0	0/0	0	0	0
11/14	at Cleveland	1	1	2	1	3	0.0	0.0	0/0	0	0	0
11/21	at Cincinnati	1	1	1	1	2	0.0	0.0	0/0	0	0	0
11/28	WASHINGTON	1	1	3	1	4	0.0	0.0	0/0	0	0	0
12/5	at Jacksonville	1	1	3	4	7	0.0	0.0	0/0	0	0	0
12/12	NEW YORK JETS	1	1	3	0	3	0.0	0.0	0/0	0	0	0
12/18	at New York Giants	1	1	7	2	9	0.0	0.0	0/0	0	0	0
12/26	BALTIMORE	1	1	4	0	4	0.0	0.0	0/0	0	0	0
1/2	at Buffalo	1	1	3	1	4	0.0	0.0	1/1	1	0	0
SEASON TOTALS		16	16	55	23	78	3.0	20.0	1/1	1	0	0

POSTSEASON

1/15	NEW YORK JETS	1	1	3	1	4	0.0	0.0	0/0	0	0	0
1/23	NEW ENGLAND	1	1	4	1	5	0.0	0.0	0/0	0	0	0
POSTSEASON TOTALS		2	2	7	2	9	0.0	0.0	0/0	0	0	0

Foote's 2003 Game-by-Game Statistics

Date	Opponent	GP	GS	T	AT	TOT	Sacks	Yds	Int	PD	FF	FR
9/7	BALTIMORE	1	0	0	0	0	0.0	0.0	0/0	0	0	0
9/14	at Kansas City	1	0	0	0	0	0.0	0.0	0/0	0	0	0
9/21	at Cincinnati	1	0	0	0	0	0.0	0.0	0/0	0	0	0
9/28	TENNESSEE	1	0	0	0	0	0.0	0.0	0/0	0	0	0
10/5	CLEVELAND	1	0	0	0	0	0.0	0.0	0/0	0	0	0
10/12	at Denver	1	0	0	0	0	0.0	0.0	0/0	0	0	0
10/26	ST. LOUIS	1	0	0	0	0	0.0	0.0	0/0	0	0	0
11/2	at Seattle	1	0	0	0	0	0.0	0.0	0/0	0	0	0
11/9	ARIZONA	1	0	0	0	0	0.0	0.0	0/0	0	0	0
11/17	at San Francisco	1	0	0	0	0	0.0	0.0	0/0	0	0	0
11/23	at Cleveland	1	0	0	0	0	0.0	0.0	0/0	0	0	0
11/30	CINCINNATI	1	0	0	0	0	0.0	0.0	0/0	0	0	0
12/7	OAKLAND	1	0	0	0	0	0.0	0.0	0/0	0	0	0
12/14	at New York Jets	1	0	0	0	0	0.0	0.0	0/0	0	0	0
12/21	SAN DIEGO	1	0	0	0	0	0.0	0.0	0/0	0	0	0
12/28	at Baltimore	1	0	0	0	0	0.0	0.0	0/0	0	0	0
SEASON TOTALS		16	0	0	0	0	0.0	0.0	0/0	0	0	0

Foote's 2002 Game-by-Game Statistics

Date	Opponent	GP	GS	T	AT	TOT	Sacks	Yds	Int	PD	FF	FR
9/9	at New England	1	0	3	0	3	0.0	0.0	0/0	0	0	0
9/15	OAKLAND	1	1	2	1	3	0.0	0.0	0/0	0	0	0
9/29	CLEVELAND	1	1	4	1	5	0.0	0.0	0/0	0	0	0
10/6	at New Orleans	1	0	4	0	4	0.0	0.0	0/0	0	0	0
10/13	at Cincinnati	1	1	2	0	2	0.0	0.0	0/0	0	0	0
10/21	INDIANAPOLIS	1	0	0	0	0	0.0	0.0	0/0	0	0	0
10/27	at Baltimore	1	0	0	0	0	0.0	0.0	0/0	0	0	0
11/3	at Cleveland	1	0	0	0	0	0.0	0.0	0/0	0	0	0
11/10	ATLANTA	1	0	0	0	0	0.0	0.0	0/0	0	0	0
11/17	at Tennessee						INACTIVE					
11/24	CINCINNATI						INACTIVE					
12/1	at Jacksonville	1	0	0	0	0	0.0	0.0	0/0	0	0	0
12/8	HOUSTON	1	0	0	0	0	0.0	0.0	0/0	0	0	0
12/15	CAROLINA	1	0	0	0	0	0.0	0.0	0/0	0	0	0
12/23	at Tampa Bay	1	0	0	0	0	0.0	0.0	0/0	0	0	0
12/29	BALTIMORE	1	0	1	1	2	0.0	0.0	0/0	0	1	0
SEASON TOTALS		14	3	16	3	19	0.0	0.0	0/0	0	1	0

POSTSEASON

1/5	CLEVELAND	1	0	0	0	0	0.0	0.0	0/0	0	0	0
1/11	at Tennessee	1	0	7	4	11	0.0	0.0	0/0	0	0	0
POSTSEASON TOTALS		2	0	7	4	11	0.0	0.0	0/0	0	0	0

2010 PLAYERS

Larry Foote

Foote's Career Statistics

REGULAR SEASON

Year	Team	GP	GS	T	AT	TOT	Sacks	Yds	Int	PD	FF	FR
2002	Pittsburgh	14	3	16	3	19	0.0	0.0	0/0	0	1	0
2003	Pittsburgh	16	0	0	0	0	0.0	0.0	0/0	0	0	0
2004	Pittsburgh	16	16	55	23	78	3.0	20.0	1/1	1	0	0
2005	Pittsburgh	16	16	96	27	123	3.0	20.0	0/0	2	0	1
2006	Pittsburgh	16	16	71	47	118	4.0	29.0	1/11	4	2	1
2007	Pittsburgh	16	16	50	39	89	3.0	24.0	1/14	5	3	0
2008	Pittsburgh	16	16	56	30	86	1.5	8.5	0/0	2	0	0
2009	Detroit	14	14	70	29	99	2.0	11.0	0/0	4	0	0
NFL TOTALS		110	83	344	169	513	14.5	101.5	3/26	14	6	2

Career Special Teams Tackles (23): 3 in 2002, 12 in '03, 3 in '04, 2 in '05, 2 in '06 and 1 in '07.

POSTSEASON

Year	Team	GP	GS	T	AT	TOT	Sacks	Yds	Int	PD	FF	FR
2002	Pittsburgh	2	0	7	4	11	0.0	0.0	0/0	0	0	0
2004	Pittsburgh	2	2	7	2	9	0.0	0.0	0/0	0	0	0
2005	Pittsburgh	4	4	16	8	24	0.5	4.5	1/15	1	0	0
2007	Pittsburgh	1	1	5	1	6	0.0	0.0	0/0	0	0	0
2008	Pittsburgh	3	3	7	4	11	0.0	0.0	1/0	0	0	0
NFL Totals		12	10	42	19	61	0.5	4.5	2/15	1	0	0

Ramon Foster OT

HEIGHT — 6-6

WEIGHT — 325

COLLEGE — Tennessee

BIRTHDATE — Jan. 7, 1986

BIRTHPLACE — Henning, Tenn.

HOW ACQUIRED — FA '09

NFL EXPERIENCE — 2nd Year

73



PRO

(14-4/0-0): Played a significant role in his rookie season for the offensive line...signed

by the Steelers as an undrafted free agent on April 27, 2009...played in 14 and started four games as a rookie in place of the injured Chris Kemoeatu...provided blocking for RB Rashard Mendenhall and QB Ben Roethlisberger to have record-setting seasons.

2009 (14-4): Played in 14 games and made his debut at LG against the Baltimore Ravens in Week 11...started four games for the injured Chris Kemoeatu...also served as the third tight end...**9/10 vs. Tennessee:** Dressed but did not play...**9/20 at Chicago:** Dressed but did not play...**9/27 at Cincinnati:** Made his NFL debut as the third tight end following an injury to David Johnson...**10/4 vs. San Diego:** Saw action as a reserve on the offensive line as a G...**10/11 at Detroit:** Saw action as a reserve...**10/18 vs. Cleveland:** Saw action as a reserve...**10/25 vs. Minnesota:** Saw action as a reserve...**11/9 at Denver:** Saw action as a reserve...**11/15 vs. Cincinnati:** Saw action as a reserve...**11/22 at Kansas City:** Saw action at LG in

place of the injured Chris Kemoeatu...**11/29 at Baltimore:** Made his first career start in place of the injured Chris Kemoeatu...paved the way for Rashard Mendenhall to rush 95 yards in 24 attempts [4.0 avg.] with a long of 15...marked the first time of the season the offensive line did not allow a sack...**12/6 vs. Oakland:** Saw action as a reserve...**12/10 at Cleveland:** Saw action as a reserve...**12/20 vs. Green Bay:** Made his second start of the season replacing the injured Chris Kemoeatu...provided protection for Ben Roethlisberger to complete 29-of-46 passes [63.0 pct.] for 503 yards and three touchdowns...**12/27 vs. Baltimore:** Made his third start of the season at LG...provided protection for Roethlisberger to complete 17-of-33 passes [51.5 pct.] for 259 yards with one touchdown...**1/3 at Miami:** Made his fourth start of the season at LG...provided protection for Roethlisberger to complete 18-of-27 passes [66.7 pct.] for 220 yards and three touchdowns...paved the way for Rashard Mendenhall to rush 94 yards in 20 attempts [4.7 avg.] with a long of 36 and Willie Parker to rush 91 yards in 12 attempts [7.6 avg.] with a long of 34.

**Ramon Foster****COLLEGE**

Foster was a three-year starter who earned Freshman All-SEC honors in 2005 after stepping in at left guard and right tackle due to injuries...primarily started at right tackle the past three seasons...played in a career total of 44 games...four-year letterman. **2008:** Played and started in all 12 games...named one of the team's captains...recorded one unassisted tackle. **2007:** Played and started in all 14 games...recognized for excellence with All-SEC second-team nod by Rivals.com...Vols led country with only four sacks allowed...starting quarterback Erik Ainge was sacked just three times in 519 pass attempts, setting major college record for minimum 300 attempts...team's combined 534 pass attempts meant opponents sacked UT quarterbacks once every 133.5 attempts...suffered broken thumb in pregame warmups before Vanderbilt contest, but still played entire game and did not miss any snaps rest of season...led to his being named to All-MayDay Team by ESPN

analyst Mark May...played both tackle and guard positions...helped Tennessee offense produce a 3,000-yard passer, 1,000-yard rusher and 1,000-yard receiver. **2006:** Played in 11 games...part of offensive line unit that allowed only 19 sacks — third fewest in the league — against 415 pass attempts — second-most in the league. **2005:** Played in seven games with two starts...six of his 2005 appearances were versus SEC competition...for his efforts, earned Freshman All-SEC nod by league coaches...started at left guard in collegiate debut against UAB after injuries at center position forced veteran Rob Smith to fill that void...saw action along the offensive front at LSU...shared 2005 Harvey Robinson Award as most improved offensive player in spring practice with David Ligon. **2004:** Redshirted.

PERSONAL

Attended Ripley High School in Ripley, Tenn....son of Wyvonia Morgan...Full name: Ramon Sentell Foster.

Keyaron Fox LB

HEIGHT — 6-3

WEIGHT — 235

COLLEGE — Georgia Tech

BIRTHDATE — Jan. 24, 1982

BIRTHPLACE — Atlanta, Ga.

HOW ACQUIRED — UFA-'08

(from Kansas City)

NFL EXPERIENCE — 7th Year

**PRO**

[69-7/4-0]: Signed a two-year contract during the 2009 off-season...originally signed with the Steelers on March 12, 2008 as an unrestricted free agent (Kansas City)...can play at both outside and inside linebacker posts...has worked extensively on special teams in his career.

2009 [16-3]: Started three games at ILB...posted his first career interception and first career touchdown against the Minnesota Vikings...had a team-high 27 special teams tackles...**9/10 vs. Tennessee:** Made his fifth career start and first with the Steelers at ILB...finished with a team-high nine tackles (six solo) and had one QB pressure...recovered a fumble forced by James Harrison on the opening possession of the third quarter...**9/20 at Chicago:** Made his second consecutive start at ILB...finished with five tackles (three solo)...**9/27 at Cincinnati:** Played in his 11th consecutive game...had one solo tackle on special teams...**10/4 vs. San Diego:** Played in his 12th consecutive game...had two assisted tackles on special teams...**10/11 at Detroit:** Played in his 13th

consecutive game...had three solo tackles on special teams...**10/18 vs. Cleveland:** Played in his 14th consecutive game...recorded one assisted tackle on special teams...**10/25 vs. Minnesota:** Played in his 15th consecutive game as a contributor on defense and special teams...recorded three tackles (two solo) and his first career interception for an 82-yard touchdown to clinch the game with one minute left...**11/9 at Denver:** Made his third start of the season in place of the injured Lawrence Timmons...recorded seven tackles (six solo) and two tackles on special teams...**11/15 vs. Cincinnati:** Played in his 17th consecutive game as a contributor on defense and special teams...recorded two tackles on special teams...**11/22 at Kansas City:** Played in his 18th consecutive game as a contributor on special teams...recorded three tackles on special teams...**11/29 at Baltimore:** Played in his 19th consecutive game as a contributor on defense and special teams...recorded four tackles (two solo)...recorded three solo tackles on special teams...**12/6 vs. Oakland:** Played in his 20th consecutive game as a contributor on special teams...recorded two assisted

Keyaron Fox

tackles on special teams...**12/10 at Cleveland:** Played in his 21st consecutive game as a contributor on special teams...**12/20 vs. Green Bay:** Played in his 22nd consecutive game as a contributor on special teams...recorded two assisted tackles on special teams...**12/27 vs. Baltimore:** Played in his 23rd consecutive game as a contributor on special teams...**1/3 at Miami:** Played in his 24th consecutive game as a contributor on special teams...recorded one solo tackle on special teams.

2008 [13-0-3-0]: Played in 13 regular-season games...missed three games from Weeks 7-9 due to a hamstring injury...finished second on the team with a career-high 21 tackles on special teams...recovered the first fumble of his career at New England on November 30 during a kickoff return...finished with seven tackles (three solo), all in the regular-season finale against the Browns...played in all three postseason games, recording four special teams tackles...**9/7 vs. Houston:** Made his Steelers debut contributing two tackles (one solo) on special teams...**9/14 at Cleveland:** Led the team with three special teams tackles (two solo)...**9/21 at Philadelphia:** Played in his 43rd career game and led the team with two assisted tackles on special teams...**9/29 vs. Baltimore:** Played in his 44th career game as a contributor on special teams before leaving the game in the first half with a back injury...**10/5 at Jacksonville:** Played in his 45th career game as a contributor on special teams where he recorded one solo tackle...**10/19 at Cincinnati:** Was inactive with a hamstring injury...**10/26 vs. New York Giants:** Was inactive with a hamstring injury...**11/3 at Washington:** Was inactive with a hamstring injury...**11/9 vs. Indianapolis:** Returned to the lineup after missing three consecutive games with a hamstring injury...contributed on special teams...**11/16 vs. San Diego:** Played in his 47th career game...contributed on special teams...**11/20 vs. Cincinnati:** Played in his third consecutive game...recorded two solo tackles on special teams...**11/30 at New England:** Played in his fourth consecutive game...recorded four tackles (one solo) on special teams...recovered a Matthew Slater fumble on a kickoff return in the third quarter...**12/7 vs. Dallas:** Played in his 50th career game...finished with three solo tackles on special teams...**12/14 at Baltimore:** Played in his sixth straight game...made one solo tackle on special teams...recovered a fumbled punt return by Santonio Holmes and advanced it...**12/21 at Tennessee:** Played in his seventh consecutive game...had one solo tackle on special teams...**12/28 vs. Cleveland:** Played in his eighth consecutive game...finished with seven tackles (three

solo)...had two solo tackles on special teams...**AFC Divisional Game 1/11 vs. San Diego:** Played in his second consecutive postseason game...had one solo tackle on special teams...**AFC Championship Game 1/18 vs. Baltimore:** Played in his third consecutive postseason game...had three solo tackles on special teams...**Super Bowl XLIII 2/1 vs. Arizona:** Played in his fourth consecutive postseason game as a contributor on special teams.

2007 [10-0]: Played in 10 games on special teams and eight contests on defense...was inactive for six games...had 13 tackles (10 solo) with two for loss and 12 special teams stops...was inactive Weeks 4-9 with a right hamstring injury...was inactive Week 13 with a back injury...**9/9 at Houston:** Assisted on two special teams tackles...**9/16 at Chicago:** Made two tackles on special teams...**9/23 vs. Minnesota:** Played primarily special teams...**9/30 at San Diego:** Was inactive due to a right hamstring injury...**10/7 vs. Jacksonville:** Was inactive...**10/14 vs. Cincinnati:** Was inactive...**10/21 at Oakland:** Was inactive...**11/4 vs. Green Bay:** Was inactive...**11/11 vs. Denver:** Made two solo tackles on special teams...**11/18 at Indianapolis:** Had one solo tackle on special teams...**11/25 vs. Oakland:** Assisted on one special teams tackle...**12/2 vs. San Diego:** Was inactive due to a back injury...**12/9 at Denver:** Made two tackles as a reserve at OLB...**12/16 vs. Tennessee:** Recorded two tackles on special teams...**12/23 at Detroit:** Made two tackles on defense...had one special teams tackle...**12/30 at New York Jets:** Made nine tackles, with two coming for a loss...recorded one special teams tackle.

2006 [16-4-1-0]: Played in 16 games on special teams and 15 contests (four starts) on defense...had 51 tackles (39 solo) with one behind the line, a sack (-5.0 yards), three QB pressures, a pass defended and a forced fumble...was fourth on the team with 16 special teams tackles...tallied a career-high five special teams stops vs. San Francisco in Week 4...played as a reserve at LOLB in place of an injured LB Derrick Johnson in Week 9 at St. Louis, contributing seven tackles, forcing a fumble and adding a special teams stop...totaled 10 tackles in his first career NFL start at LOLB in place of an injured Johnson Week 10 at Miami...had 11 tackles and two QB pressures vs. Oakland in Week 11...notched a career-high 12 tackles (eight solo), a sack of Derek Anderson and a pass defended at Cleveland in Week 13...tallied two tackles and three special teams stops in an AFC Wild Card Game at Indianapolis...**9/10 vs. Cincinnati:** Played primarily special teams...**9/17 at Denver:** Played primarily special teams...**10/1 vs. San Fran-**



Keyaron Fox

cisco: Recorded one tackle as a reserve at OLB...made a career-high five special teams stops...**10/8 at Arizona:** Assisted on two special teams tackles...**10/15 at Pittsburgh:** Made one special teams tackle...**10/22 vs. San Diego:** Recorded one tackle as a reserve at OLB...**10/29 vs. Seattle:** Posted four special teams tackles, two solo and two assisted...**11/5 at St. Louis:** Recorded seven tackles...had the first forced fumble of his career...had one tackle on special teams...**11/12 at Miami:** Made first career NFL start...had the first double-digit tackling performance of his career with 10 stops...**11/19 vs. Oakland:** Recorded 11 tackles...**11/23 vs. Denver:** Recorded seven tackles, including six solos...had his first career tackle for a loss...**12/3 at Cleveland:** Set a career high with 12 tackles...also recorded his first career sack and had one pass defense...**12/10 vs. Baltimore:** Recorded one tackle as a reserve at OLB...**12/17 at San Diego:** Assisted on one defensive tackle...made two solo tackles on special teams...**12/23 at Oakland:** Made one solo and one assisted tackle on special teams...**12/31 vs. Jacksonville:** Played primarily special teams...**AFC Wild Card Game 1/6 at Indianapolis:** Had two tackles as a reserve at OLB...made three special teams tackles.

2005 (2-0): Played in two games, producing two tackles and a special teams stop...was inactive Weeks 3 and 4...was placed on the Reserve/Injured List on October 10th...**9/11 vs. New York Jets:** Had two tackles as a reserve at OLB...made one special teams tackle...**9/18 at Oakland:** Played primarily special teams...**9/26 at Denver:** Was inactive...**10/2 vs. Philadelphia:** Was inactive...**10/10:** Was placed on the Reserve/Injured List.

2004 (12-0): Played in 12 games on special teams and one contest on defense...was inactive for four games...had nine special teams tackles...was inactive with a left quad injury during weeks 1-3...**9/12 at Denver:** Was inactive due to a left quad injury...**9/19 vs. Carolina:** Was inactive...**9/26 vs. Houston:** Was inactive...**10/4 at Baltimore:** Was inactive...**10/17 at Jacksonville:** Made NFL debut...recorded one special teams tackle...**10/24 vs. Atlanta:** Recorded two special teams tackles...**10/31 vs. Indianapolis:** Recorded one tackle on special teams...**11/7 at Tampa**

Bay: Played primarily special teams...**11/14 at New Orleans:** Played primarily special teams...**11/22 vs. New England:** Played primarily special teams...**11/28 vs. San Diego:** Played primarily special teams...**12/5 at Oakland:** Played primarily special teams...**12/13 at Tennessee:** Recorded a season high three special teams tackles...**12/19 vs. Denver:** Recorded one special teams tackle...**12/25 vs. Oakland:** Recorded one special teams tackle...**1/2 at San Diego:** Played primarily special teams.

COLLEGE

Saw duty in 45 games (35 starts) at Georgia Tech...finished his career with 376 tackles (210 solo), nine sacks, 40 tackles for loss, one INT (35 yards), two fumble recoveries and six forced fumbles...also added 14 passes defended and seven QB pressures. **2003:** Started all 13 games as a senior...was a second-team All-America selection of *Sports Illustrated*...earned first-team All-ACC honors and finished second in the voting for ACC Defensive Player of the Year...recorded a career-high 155 tackles (79 solos), including four sacks and four forced fumbles. **2002:** Played in 12 games (11 starts) in his junior campaign and had 92 tackles (49 solos)...also had 3.0 sacks (-18.0 yards), an INT, a fumble recovery, a forced fumble, as well as six passes defended and three QB pressures. **2001:** Played in 12 games with 11 starts as a sophomore, registering 95 tackles (60 solos) and two sacks. **2000:** Played in eight games as a freshman, recording 34 tackles (22 solos)...majored in management at Georgia Tech.

PERSONAL

Credited with 139 tackles, six INTs, seven sacks, five fumble recoveries and five forced fumbles as a senior at Westlake High School in Atlanta, Georgia...also caught nine passes for 400 yards...named to the *Atlanta-Journal Constitution's* list of the Top 75 college prospects in Georgia...was MVP of the Georgia-Florida All-Star Game with 10 tackles, two tackles for a loss and a forced fumble that was returned for a touchdown...collected 83 tackles, 20 sacks, eight INTs and three fumble recoveries as a junior...served as an intern with the Legacy Financial Group during the 2007 offseason...son of June and James Fox...Full name: Keyaron James Fox.

Fox's 2009 Game-by-Game Statistics

Date	Opponent	GP	GS	T	AT	TOT	Sacks	Yds	Int/Yds	PD	FF	FR
9/10	TENNESSEE	1	1	6	3	9	0.0	0.0	0/0	0	0	1
9/20	at Chicago	1	1	3	2	5	0.0	0.0	0/0	0	0	0
9/27	at Cincinnati	1	0	0	0	0	0.0	0.0	0/0	0	0	0
10/4	SAN DIEGO	1	0	0	0	0	0.0	0.0	0/0	0	0	0
10/11	at Detroit	1	0	0	0	0	0.0	0.0	0/0	0	0	0
10/18	CLEVELAND	1	0	0	0	0	0.0	0.0	0/0	0	0	0
10/25	MINNESOTA	1	0	2	1	3	0.0	0.0	1/82	0	0	0
11/9	at Denver	1	1	6	1	7	0.0	0.0	0/0	0	0	0

2010 PLAYERS

Keyaron Fox

Fox's 2009 Game-by-Game Statistics (Continued)

Date	Opponent	GP	GS	T	AT	TOT	Sacks	Yds	Int/Yds	PD	FF	FR
11/15	CINCINNATI	1	0	0	0	0	0.0	0.0	0/0	0	0	0
11/22	at Kansas City	1	0	0	0	0	0.0	0.0	0/0	0	0	0
11/29	at Baltimore	1	0	2	2	4	0.0	0.0	0/0	0	0	0
12/6	OAKLAND	1	0	0	0	0	0.0	0.0	0/0	0	0	0
12/10	at Cleveland	1	0	0	0	0	0.0	0.0	0/0	0	0	0
12/20	GREEN BAY	1	0	0	0	0	0.0	0.0	0/0	0	0	0
12/27	BALTIMORE	1	0	0	0	0	0.0	0.0	0/0	0	0	0
1/3	at Miami	1	0	0	0	0	0.0	0.0	0/0	0	0	0
SEASON TOTALS		16	3	19	9	28	0.0	0.0	1/82	0	0	1

Fox's 2008 Game-by-Game Statistics

Date	Opponent	GP	GS	T	AT	TOT	Sacks	Yds	Int/Yds	PD	FF	FR
9/7	HOUSTON	1	0	0	0	0	0.0	0.0	0/0	0	0	0
9/14	at Cleveland	1	0	0	0	0	0.0	0.0	0/0	0	0	0
9/21	at Philadelphia	1	0	0	0	0	0.0	0.0	0/0	0	0	0
9/29	BALTIMORE	1	0	0	0	0	0.0	0.0	0/0	0	0	0
10/5	at Jacksonville	1	0	0	0	0	0.0	0.0	0/0	0	0	0
10/19	at Cincinnati											
10/26	NEW YORK GIANTS											
11/3	at Washington											
11/9	INDIANAPOLIS	1	0	0	0	0	0.0	0.0	0/0	0	0	0
11/16	SAN DIEGO	1	0	0	0	0	0.0	0.0	0/0	0	0	0
11/20	CINCINNATI	1	0	0	0	0	0.0	0.0	0/0	0	0	0
11/30	at New England	1	0	0	0	0	0.0	0.0	0/0	0	0	0
12/7	DALLAS	1	0	0	0	0	0.0	0.0	0/0	0	0	0
12/14	at Baltimore	1	0	0	0	0	0.0	0.0	0/0	0	0	0
12/21	at Tennessee	1	0	0	0	0	0.0	0.0	0/0	0	0	0
12/28	CLEVELAND	1	0	3	4	7	0.0	0.0	0/0	0	0	0
SEASON TOTALS		13	0	3	4	7	0.0	0.0	0/0	0	0	0

POSTSEASON

1/11	SAN DIEGO	1	0	0	0	0	0.0	0.0	0/0	0	0	0
1/18	BALTIMORE	1	0	0	0	0	0.0	0.0	0/0	0	0	0
2/1	vs. Arizona	1	0	0	0	0	0.0	0.0	0/0	0	0	0
POSTSEASON TOTALS		3	0	0	0	0	0.0	0.0	0/0	0	0	0

Fox's 2007 Game-by-Game Statistics

Date	Opponent	GP	GS	T	AT	TOT	Sacks	Yds	Int/Yds	PD	FF	FR
9/9	at Houston	1	0	0	0	0	0.0	0.0	0/0	0	0	0
9/16	at Chicago	1	0	0	0	0	0.0	0.0	0/0	0	0	0
9/23	MINNESOTA	1	0	0	0	0	0.0	0.0	0/0	0	0	0
9/30	at San Diego											
10/7	JACKSONVILLE											
10/14	CINCINNATI											
10/21	at Oakland											
11/4	GREEN BAY											
11/11	DENVER	1	0	0	0	0	0.0	0.0	0/0	0	0	0
11/18	at Indianapolis	1	0	0	0	0	0.0	0.0	0/0	0	0	0
11/25	OAKLAND	1	0	0	0	0	0.0	0.0	0/0	0	0	0
12/2	SAN DIEGO											
12/9	at Denver	1	0	2	0	2	0.0	0.0	0/0	0	0	0
12/16	TENNESSEE	1	0	0	0	0	0.0	0.0	0/0	0	0	0
12/23	at Detroit	1	0	1	1	2	0.0	0.0	0/0	1	0	0
12/30	at New York Jets	1	0	7	2	9	0.0	0.0	0/0	0	0	0
SEASON TOTALS		10	0	10	3	13	0.0	0.0	0/0	0	0	0

Fox's 2006 Game-by-Game Statistics

Date	Opponent	GP	GS	T	AT	TOT	Sacks	Yds	Int/Yds	PD	FF	FR
9/10	CINCINNATI	1	0	0	0	0	0.0	0.0	0/0	0	0	0
9/17	at Denver	1	0	0	0	0	0.0	0.0	0/0	0	0	0
10/1	SAN FRANCISCO	1	0	1	0	1	0.0	0.0	0/0	0	0	0
10/8	at Arizona	1	0	0	0	0	0.0	0.0	0/0	0	0	0
10/15	at Pittsburgh	1	0	0	0	0	0.0	0.0	0/0	0	0	0
10/22	SAN DIEGO	1	0	1	0	1	0.0	0.0	0/0	0	0	0

Career Postseason Special Teams Tackles (7): 3 in 2006 and 4 in '08.

Andre Frazier LB

HEIGHT — 6-5
WEIGHT — 245
COLLEGE — Cincinnati
BIRTHDATE — June 29, 1982

BIRTHPLACE — Cincinnati, Ohio
HOW ACQUIRED — FA-'07
NFL EXPERIENCE — 6th Year

54



PRO

(60-0/7-0): Re-signed a two-year deal with the Steelers in the 2009 offseason...re-signed with the Steelers on September 20, 2007...played in 11 games in 2006, after signing with the Bengals in September as a free agent...in 2005, played 11 games and three postseason games for Pittsburgh.

2009 (14-0): Played in 14 games on special teams...set a career high in special teams tackles with 18...**9/10 vs. Tennessee:** Played in his 12th consecutive game as a reserve at OLB and as a contributor on special teams...finished with one solo special teams tackle...**9/20 at Chicago:** Played in his 13th consecutive game...led the team with three solo tackles on special teams...**9/27 at Cincinnati:** Played in his 14th consecutive game...had one assisted tackle on special teams...**10/4 vs. San Diego:** Played in his 15th consecutive game...had two tackles (one solo) on special teams...**10/11 at Detroit:** Played in his 16th consecutive game...had three tackles (two solo) on special teams...**10/18 vs. Cleveland:** Was inactive...**10/25 vs. Minnesota:** Was inactive...**11/9 at Denver:** Played in his 52nd career game as a contributor on special teams...**11/15 vs. Cincinnati:** Played in his 53rd career game as a contributor on special teams...**11/22 at Kansas City:** Played in his 54th career game as a contributor on special teams...recorded two tackles on special teams...**11/29 at Baltimore:** Played in his 55th career game as a contributor on special teams...**12/6 vs. Oakland:** Played in his 56th career game as a contributor on special teams...**12/10 at Cleveland:** Played in his 57th career game as a contributor on special teams...recorded two tackles (one solo) on special teams...**12/20 vs. Green Bay:** Played in his 58th career game as a contributor on special teams...recorded one solo tackle on special teams...**12/27 vs. Baltimore:** Played in his 59th career game as a contributor on special teams...recorded one solo tackle on special teams...**1/3 at Miami:** Played in his 60th career game as a contributor on special teams...recorded one assisted tackle on special teams.

2008 (15-0/3-0): Played in 15 regular-season games...missed the October 5 game at Jacksonville due to a head injury...finished with three solo tackles and one sack, all in the regular-season finale against the Browns...had six tackles on special teams...played in all three postseason games

and had three tackles on special teams...**9/7 vs. Houston:** Appeared in his 20th game as a member of the Steelers and contributed on special teams...**9/14 at Cleveland:** Played in his 33rd career game as a key contributor on special teams...**9/21 at Philadelphia:** Played in his 34th career game and had one solo tackle on special teams...**9/29 vs. Baltimore:** Played in his 35th career game but was injured on the opening kickoff and did not return due to a head injury...**10/5 at Jacksonville:** Was inactive with a head injury...**10/19 at Cincinnati:** Returned from a head injury to play in his 36th career game...had one assisted tackle on special teams...**10/26 vs. New York Giants:** Played in his 37th career game mostly as a contributor on special teams...saw action at outside linebacker late in the fourth quarter...**11/3 at Washington:** Played in his 38th career game as a contributor on special teams...blocked a punt in the second quarter which led to the Steelers' first touchdown...**11/9 vs. Indianapolis:** Played in his fourth consecutive game as a reserve at OLB and as a contributor on special teams...had one QB pressure...**11/16 vs. San Diego:** Played in his 40th career game...made one solo tackle on special teams...**11/20 vs. Cincinnati:** Played in his sixth consecutive game as a contributor on special teams...**11/30 at New England:** Played in his seventh consecutive game...recorded one solo tackle on special teams...**12/7 vs. Dallas:** Played in his eighth consecutive game...finished with two assisted tackles on special teams...**12/14 at Baltimore:** Played in his ninth consecutive game...made one solo tackle on special teams...**12/21 at Tennessee:** Played in his 10th consecutive game as a contributor on special teams...**12/28 vs. Cleveland:** Played in his 11th consecutive game...recorded three solo tackles and his first sack of the season...**AFC Divisional Game 1/11 vs. San Diego:** Played in his second consecutive postseason game...had one solo tackle on special teams...**AFC Championship Game 1/18 vs. Baltimore:** Played in his third consecutive postseason game...saw limited action on defense...had two tackles (one solo) on special teams...**Super Bowl XLIII 2/1 vs. Arizona:** Played in his fourth consecutive postseason game as a contributor on special teams.

2007 (9-0/1-0): Appeared in one game with Cincinnati and eight games with the Steelers as a reserve linebacker and special teams contributor...signed by Pittsburgh on



Sept. 20th...tied for second on team with 12 special teams tackles...recovered one fumble on special teams...recorded two special teams tackles in the AFC Wild Card Game versus Jacksonville...**9/10 vs. Baltimore:** Was with the Bengals and recorded one tackle...**9/20:** Signed with the Pittsburgh Steelers...**9/23 vs. San Francisco:** Was inactive...**9/30 at Arizona:** Was inactive...**10/7 vs. Seattle:** Saw action on special teams and managed to recover one fumble...**10/21 at Denver:** Was inactive...**10/28 at Cincinnati:** Saw action on special teams only and registered two solo special teams tackles...**11/5 vs. Baltimore:** Saw action on special teams on and finished the game with one tackle...**11/11 vs. Cleveland:** Saw his only action on special teams and finished the game with three solo tackles...**11/18 at New York Jets:** Saw his only action on special teams and finished the game with one tackle...**11/26 vs. Miami:** Saw action on special teams but did not register a tackle...**12/2 vs. Cincinnati:** Saw his only action on special teams and finished the game with three solo tackles...**12/9 at New England:** Saw action on special teams and finished the game with two tackles...**12/16 vs. Jacksonville:** Was inactive...**12/20 at St. Louis:** Was inactive...**12/30 at Baltimore:** Was inactive...**AFC Wild Card Game 1/5 vs. Jacksonville:** Saw action in his fourth playoff game on special teams and finished with two solo special teams tackles.

2006 (11-0): Spent training camp with the Steelers and tied for second on the team in preseason tackles (17) and special teams tackles (3)...released by the team during final roster cuts on September 3...signed by the Cincinnati Bengals on September 27...played in 11 games for the Bengals before being inactive Weeks 15-16 with a groin injury...**9/27:** Signed by Bengals to 53-man active roster...**10/1 vs. New England:** Played primarily on special teams...**10/15 at Tampa Bay:** Played primarily on special teams...**10/22 vs. Carolina:** Played primarily on special teams...**10/29 vs. Atlanta:** Played primarily on special teams...**11/5 at Baltimore:** Recorded one solo tackle on defense...**11/12 vs. San Diego:** Played primarily on special teams...**11/19 at New Orleans:** Recorded one solo tackle on defense...**11/26 at Cleveland:** Played primarily special teams...**11/30 vs. Baltimore:** Played primarily special teams...**12/10 vs. Oakland:** Played primarily special teams...**12/18 at Indianapolis:** Left the game early with a groin strain...**12/24 at Denver:** Was inactive...**12/31 vs. Pittsburgh:** Was inactive.

2005 (11-0/3-0): Spent training camp with the Steelers before being released during final roster cuts on September 3...signed to the Steelers' practice squad on September 5, where he remained until joining the 53-man active roster on September 10...played 11 regular-season games, primarily on special teams...appeared in the first

three playoff games, recording four special teams tackles, before being placed on the Reserve/Injured List on January 24...**9/11 vs. Tennessee:** Recorded first career sack and forced fumble...also recorded two tackles and one solo special teams tackle...**9/18 at Houston:** Made two assisted tackles on special teams...**9/25 vs. New England:** Played on special teams...**10/10 at San Diego:** Saw action as a reserve and on special teams...did not record a tackle...**10/16 vs. Jacksonville:** Played mostly on special teams, making one tackle...**10/23 at Cincinnati:** Saw action on special teams...**10/31 vs. Baltimore:** Saw action on special teams...made two special teams solo tackles...**11/6 at Green Bay:** Saw action on special teams and finished with two tackles (one solo)...**11/13 vs. Cleveland:** Saw action on special teams...**11/20 at Baltimore:** Saw action on special teams...left game with a hamstring injury...**11/28 at Indianapolis:** Was inactive due to a hamstring injury...**12/4 vs. Cincinnati:** Was inactive...**12/11 vs. Chicago:** Played on special teams but left after tweaking a prior hamstring injury...**12/18 at Minnesota:** Was inactive due to a hamstring injury...**12/24 at Cleveland:** Was inactive...**1/1 vs. Detroit:** Was inactive...**AFC Wild Card Game 1/8 at Cincinnati:** Played in first career postseason game and recorded one assisted tackle on defense...recorded two solo special teams tackles...**AFC Divisional Game 1/15 at Indianapolis:** Played on special teams and recorded a team-high two solo special teams tackles...**AFC Championship Game 1/22 at Denver:** Played on special teams...injured his right leg at the end of the first half and did not return...**1/24:** Placed on the Reserve/Injured List.

COLLEGE

Earned University of Cincinnati's 2004 Strothman Award for academic and athletic excellence...played four seasons at University of Cincinnati ('01-04), following redshirt year in '00...left UC in second place on school's all-time sacks list (22.5) and ranked fifth in tackles-for-loss (44.5)...earned first-team All-Conference USA honors as a senior, and was named C-USA Defensive Player of the Week for his eight-tackle (two for-loss) and one-sack performance in Oct. 30 win over TCU...named second-team All-Conference USA as a junior, and won John Pease Award as the Bearcats' outstanding defensive lineman...had seven sacks as a junior.

PERSONAL

Attended Hughes High School, where he earned first-team all-city honors as a junior and a senior...also lettered twice in basketball in high school...married (wife Kea), with a son, Andre II, and a daughter, Kayla...father, Guy Frazier, played LB for Bengals from '81-84 and for Buffalo Bills from '85-86...Full name: Andre Frazier.

2010 PLAYERS

Andre Frazier

Frazier's 2009 Game-by-Game Statistics

Date	Opponent	GP	GS	T	AT	TOT	Sacks	Yds	Int/Yds	PD	FF	FR
9/10	TENNESSEE	1	0	0	0	0	0.0	0.0	0/0	0	0	0
9/20	at Chicago	1	0	0	0	0	0.0	0.0	0/0	0	0	0
9/27	at Cincinnati	1	0	0	0	0	0.0	0.0	0/0	0	0	0
10/4	SAN DIEGO	1	0	0	0	0	0.0	0.0	0/0	0	0	0
10/11	at Detroit	1	0	0	0	0	0.0	0.0	0/0	0	0	0
10/18	CLEVELAND						INACTIVE					
10/25	MINNESOTA						INACTIVE					
11/9	at Denver	1	0	0	0	0	0.0	0.0	0/0	0	0	0
11/15	CINCINNATI	1	0	0	0	0	0.0	0.0	0/0	0	0	0
11/22	at Kansas City	1	0	0	0	0	0.0	0.0	0/0	0	0	0
11/29	at Baltimore	1	0	0	0	0	0.0	0.0	0/0	0	0	0
12/6	OAKLAND	1	0	0	0	0	0.0	0.0	0/0	0	0	0
12/10	at Cleveland	1	0	0	0	0	0.0	0.0	0/0	0	0	0
12/20	GREEN BAY	1	0	0	0	0	0.0	0.0	0/0	0	0	0
12/27	BALTIMORE	1	0	0	0	0	0.0	0.0	0/0	0	0	0
1/3	at Miami	1	0	0	0	0	0.0	0.0	0/0	0	0	0
SEASON TOTALS		14	0	0	0	0	0.0	0.0	0/0	0	0	0

Frazier's 2008 Game-by-Game Statistics

Date	Opponent	GP	GS	T	AT	TOT	Sacks	Yds	Int/Yds	PD	FF	FR
9/7	HOUSTON	1	0	0	0	0	0.0	0.0	0/0	0	0	0
9/14	at Cleveland	1	0	0	0	0	0.0	0.0	0/0	0	0	0
9/21	at Philadelphia	1	0	0	0	0	0.0	0.0	0/0	0	0	0
9/29	BALTIMORE	1	0	0	0	0	0.0	0.0	0/0	0	0	0
10/5	at Jacksonville						INACTIVE					
10/19	at Cincinnati	1	0	0	0	0	0.0	0.0	0/0	0	0	0
10/26	NEW YORK GIANTS	1	0	0	0	0	0.0	0.0	0/0	0	0	0
11/3	at Washington	1	0	0	0	0	0.0	0.0	0/0	0	0	0
11/9	INDIANAPOLIS	1	0	0	0	0	0.0	0.0	0/0	0	0	0
11/16	SAN DIEGO	1	0	0	0	0	0.0	0.0	0/0	0	0	0
11/20	CINCINNATI	1	0	0	0	0	0.0	0.0	0/0	0	0	0
11/30	at New England	1	0	0	0	0	0.0	0.0	0/0	0	0	0
12/7	DALLAS	1	0	0	0	0	0.0	0.0	0/0	0	0	0
12/14	at Baltimore	1	0	0	0	0	0.0	0.0	0/0	0	0	0
12/21	at Tennessee	1	0	0	0	0	0.0	0.0	0/0	0	0	0
12/28	CLEVELAND	1	0	3	0	3	1.0	3.0	0/0	0	0	0
SEASON TOTALS		15	0	3	0	3	1.0	3.0	0/0	0	0	0

POSTSEASON

1/11	SAN DIEGO	1	0	0	0	0	0.0	0.0	0/0	0	0	0
1/18	BALTIMORE	1	0	0	0	0	0.0	0.0	0/0	0	0	0
2/1	vs. Arizona	1	0	0	0	0	0.0	0.0	0/0	0	0	0
POSTSEASON TOTALS		3	0	0	0	0	0.0	0.0	0/0	0	0	0

Frazier's 2007 Game-by-Game Statistics

Date	Opponent	GP	GS	T	AT	TOT	Sacks	Yds	Int	PD	FF	FR
9/10	BALTIMORE*	1	0	1	1	2	0.0	0.0	0/0	0	0	0
9/16	BUFFALO						NOT WITH TEAM					
9/23	SAN FRANCISCO						INACTIVE					
9/30	at Arizona						INACTIVE					
10/7	SEATTLE	1	0	0	0	0	0.0	0.0	0/0	0	0	0
10/21	at Denver						INACTIVE					
10/28	at Cincinnati	1	0	0	0	0	0.0	0.0	0/0	0	0	0
11/5	BALTIMORE	1	0	0	0	0	0.0	0.0	0/0	0	0	0
11/11	CLEVELAND	1	0	0	0	0	0.0	0.0	0/0	0	0	0
11/18	at New York Jets	1	0	0	0	0	0.0	0.0	0/0	0	0	0
11/26	MIAMI	1	0	0	0	0	0.0	0.0	0/0	0	0	0
12/2	CINCINNATI	1	0	0	0	0	0.0	0.0	0/0	0	0	0
12/9	at New England	1	0	0	0	0	0.0	0.0	0/0	0	0	0
12/16	JACKSONVILLE						INACTIVE					
12/20	at St. Louis						INACTIVE					
12/30	at Baltimore						INACTIVE					
SEASON TOTALS		9	0	1	1	2	0.0	0.0	0/0	0	0	0

*was with the Cincinnati Bengals



Frazier's 2007 Game-by-Game Statistics (Continued)

POSTSEASON

Date	Opponent	GP	GS	T	AT	TOT	Sacks	Yds	Int	PD	FF	FR
1/5	JACKSONVILLE	1	0	0	0	0	0.0	0.0	0/0	0	0	0
POSTSEASON TOTALS		1	0	0	0	0	0.0	0.0	0/0	0	0	0

Frazier's 2006 Game-by-Game Statistics

Date	Opponent	GP	GS	T	AT	TOT	Sacks	Yds	Int	PD	FF	FR
9/10	at Kansas City											
9/17	CLEVELAND											
9/24	at Pittsburgh											
10/1	NEW ENGLAND	1	0	0	0	0	0.0	0.0	0/0	0	0	0
10/15	at Tampa Bay	1	0	0	0	0	0.0	0.0	0/0	0	0	0
10/22	CAROLINA	1	0	0	0	0	0.0	0.0	0/0	0	0	0
10/29	ATLANTA	1	0	0	0	0	0.0	0.0	0/0	0	0	0
11/5	at Baltimore	1	0	1	0	1	0.0	0.0	0/0	0	0	0
11/12	SAN DIEGO	1	0	0	0	0	0.0	0.0	0/0	0	0	0
11/19	at New Orleans	1	0	1	0	1	0.0	0.0	0/0	0	0	0
11/26	at Cleveland	1	0	0	0	0	0.0	0.0	0/0	0	0	0
11/30	BALTIMORE	1	0	0	0	0	0.0	0.0	0/0	0	0	0
12/10	OAKLAND	1	0	0	0	0	0.0	0.0	0/0	0	0	0
12/18	at Indianapolis	1	0	0	0	0	0.0	0.0	0/0	0	0	0
12/24	at Denver											
12/31	PITTSBURGH											
SEASON TOTALS		11	0	2	0	2	0.0	0.0	0/0	0	0	0

Frazier's 2005 Game-by-Game Statistics

Date	Opponent	GP	GS	T	AT	TOT	Sacks	Yds	Int	PD	FF	FR
9/11	TENNESSEE	1	0	2	0	2	1.0	5.0	0/0	0	1	0
9/18	at Houston	1	0	0	0	0	0.0	0.0	0/0	0	0	0
9/25	NEW ENGLAND	1	0	0	0	0	0.0	0.0	0/0	0	0	0
10/10	at San Diego	1	0	0	0	0	0.0	0.0	0/0	0	0	0
10/16	JACKSONVILLE	1	0	0	0	0	0.0	0.0	0/0	0	0	0
10/23	at Cincinnati	1	0	0	0	0	0.0	0.0	0/0	0	0	0
10/31	BALTIMORE	1	0	0	0	0	0.0	0.0	0/0	0	0	0
11/6	at Green Bay	1	0	0	0	0	0.0	0.0	0/0	0	0	0
11/13	CLEVELAND	1	0	0	0	0	0.0	0.0	0/0	0	0	0
11/20	at Baltimore	1	0	0	0	0	0.0	0.0	0/0	0	0	0
11/28	at Indianapolis											
12/4	CINCINNATI											
12/11	CHICAGO	1	0	0	0	0	0.0	0.0	0/0	0	0	0
12/18	at Minnesota											
12/24	at Cleveland											
1/1	DETROIT											
SEASON TOTALS		11	0	2	0	2	1.0	5.0	0/0	0	1	0

POSTSEASON

1/8	at Cincinnati	1	0	0	1	1	0.0	0.0	0/0	0	0	0
1/15	at Indianapolis	1	0	0	0	0	0.0	0.0	0/0	0	0	0
1/22	at Denver	1	0	0	0	0	0.0	0.0	0/0	0	0	0
2/5	vs. Seattle											
POSTSEASON TOTALS		3	0	0	1	1	0.0	0.0	0/0	0	0	0

Frazier's Career Statistics

REGULAR SEASON

Year	Team	GP	GS	T	AT	TOT	Sacks	Yds	Int	PD	FF	FR
2005	Pittsburgh	11	0	1	1	2	1.0	5.0	0/0	0	1	0
2006	Cincinnati	11	0	2	0	2	0.0	0.0	0/0	0	0	0
2007	Cincinnati	1	0	1	1	2	0.0	0.0	0/0	0	0	0
2007	Pittsburgh	8	0	0	0	0	0.0	0.0	0/0	0	0	0
2008	Pittsburgh	15	0	3	0	3	1.0	3.0	0/0	0	0	0
2009	Pittsburgh	14	0	0	0	0	0.0	0.0	0/0	0	0	0
NFL Totals		60	0	7	2	9	2.0	8.0	0/0	0	1	0
Steelers Totals		48	0	4	1	5	2.0	8.0	0/0	0	1	0

Special Teams Tackles (57): 8 in 2005, 13 in '06, 12 in '07 and 6 in '08, 18 in '09.

Andre Frazier

Frazier's Career Statistics (Continued)

POSTSEASON

Year	Team	GP	GS	T	AT	TOT	Sacks	Yds	Int	PD	FF	FR
2005	Pittsburgh	3	0	0	1	1	0.0	0.0	0/0	0	0	0
2007	Pittsburgh	1	0	0	0	0	0.0	0.0	0/0	0	0	0
2008	Pittsburgh	3	0	0	0	0	0.0	0.0	0/0	0	0	0
NFL Totals		7	0	0	1	1	0.0	0.0	0/0	0	0	0

Career Special Teams Tackles (57): 8 in 2005, 13 in '06, 12 in '07, 6 in '08 and 18 in '09.

William Gay CB

HEIGHT — 5-10
WEIGHT — 190
COLLEGE — Louisville
BIRTHDATE — Jan. 1, 1985

BIRTHPLACE — Tallahassee, Fla.
HOW ACQUIRED — D5b-07 (#170)
NFL EXPERIENCE — 4th Year

22



PRO

(48-18/4-0): Signed his one-year contract tender on April 16, 2009...has played in every game in his first three seasons, starting 14 in 2009...selected as the second of two fifth-round picks (170th overall) by the Steelers in the 2007 NFL Draft.

2009 [16-14]: Started 14 games at CB...had 16 pass breakups...also recorded 91 tackles and one sack...**9/10 vs. Tennessee:** Made his fifth career start at CB...finished with six solo tackles and one pass defense...**9/20 at Chicago:** Made his second consecutive start at CB...recorded a career-high 10 solo tackles...**9/27 at Cincinnati:** Made his third consecutive start at CB...recorded six solo tackles and one pass defense...**10/4 vs. San Diego:** Made his fourth consecutive start at CB...recorded four solo tackles along with three pass break ups...**10/11 at Detroit:** Made his fifth consecutive start at CB...recorded eight solo tackles, 1.0 sacks and two pressures...**10/18 vs. Cleveland:** Made his sixth consecutive start at CB...recorded on solo tackle...**10/25 vs. Minnesota:** Made his seventh consecutive start at CB...recorded 11 solo tackles and one pass breakup...**11/9 at Denver:** Made his eighth consecutive start at CB...recorded four solo tackles and two pass breakups...**11/15 vs. Cincinnati:** Made his ninth consecutive start at CB...recorded eight solo tackles and three pass breakups...**11/22 at Kansas City:** Made his 10th consecutive start at CB...recorded three solo tackles...**11/29 at Baltimore:** Made his 11th consecutive start at CB...recorded 12 solo tackles...**12/6 vs. Oakland:** Made his 12th consecutive start at CB...recorded five solo tackles and one pass breakup before leaving the game with a head in-

jury in the fourth quarter...**12/10 at Cleveland:** Made his 13th consecutive start at CB...recorded three solo tackles...**12/20 vs. Green Bay:** Made his 14th consecutive start at CB...recorded six solo tackles and two pass breakups...**12/27 vs. Baltimore:** Played in his 47th consecutive game as a contributor on defense...recorded three solo tackles...**1/3 at Miami:** Played in his 48th consecutive game as a contributor on special teams and defense...recorded one solo tackle, one pressure and one pass breakup on defense...recorded one assisted tackle on special teams.

2008 [16-4/3-0]: Played in all 16 regular-season games for the second consecutive season, making four starts...established career highs with 38 tackles [34 solo] and 11 pass defenses...recorded the first interception of his career to secure the AFC North Division title at Baltimore on December 14...had nine tackles on special teams...played in all three postseason games and had one solo postseason tackle...finished with one postseason tackle on special teams and recovered a fumbled punt against the Chargers in the AFC Divisional Game...**9/7 vs. Houston:** Played in his 17th consecutive game and registered two solo tackles...also had one solo tackle on special teams...**9/14 at Cleveland:** Played in his 18th consecutive game as a reserve defensive back...contributed on special teams...**9/21 at Philadelphia:** Played in his 19th consecutive game as a reserve defensive back...finished with five tackles (four solo) and one pass defense...**9/29 vs. Baltimore:** Played in his 20th consecutive game as a reserve defensive back and as a contributor on special teams...**10/5 at Jacksonville:** Played in his 21st consecutive game as a reserve defensive back and as a



William Gay

contributor on special teams...recorded one solo tackle on special teams...**10/19 at Cincinnati:** Played in his 22nd consecutive game...saw extensive action in the secondary after injuries to Troy Polamalu and Bryant McFadden...recorded two tackles (one solo) and one pass defense...recorded one tackle on special teams...**10/26 vs. New York Giants:** Played in his 23rd consecutive game...finished with two solo tackles and one pass defense...**11/3 at Washington:** Played in his 24th consecutive game...finished with three solo tackles and two pass defenses...had two solo tackles on special teams...**11/9 vs. Indianapolis:** Played in his 25th consecutive game...recorded two solo tackles and one pass defense...**11/16 vs. San Diego:** Made his first career start at CB...finished with three solo tackles...**11/20 vs. Cincinnati:** Made his second consecutive start at CB...finished with a career-high six tackles (four solo) and one pass defense...had one solo tackle on special teams...**11/30 at New England:** Made his third consecutive start at CB...recorded four solo tackles and had two pass defenses...recorded one solo tackle on special teams...**12/7 vs. Dallas:** Made his fourth consecutive start at CB...finished with four solo tackles and two pass defenses...had one solo tackle on special teams...**12/14 at Baltimore:** Played in his 30th consecutive game...had one solo tackle...registered his first career interception at the end of the game to secure the Steelers' victory...**12/21 at Tennessee:** Played in his 31st consecutive game...finished with two solo tackles...had one assisted tackle on special teams...**12/28 vs. Cleveland:** Played in his 32nd consecutive game...recorded two solo tackles...**AFC Divisional Game 1/11 vs. San Diego:** Played in his second consecutive postseason game...recovered a fumble on special teams...**AFC Championship Game 1/18 vs. Baltimore:** Played in his third consecutive postseason game as a reserve defensive back and special teams contributor...**Super Bowl XLIII 2/1 vs. Arizona:** Played in his fourth consecutive postseason game...made one solo tackle...had one solo tackle on special teams.

2007 [16-0/1-0]: Played in all 16 contests and the AFC Wild Card Game against Jacksonville as a reserve DB and special teams contributor...recovered a fumble and defended a pass during his NFL debut in Week 1 at Cleveland...finished with five tackles, two pass defenses and a fumble recovery...tied for third on the team with 11 special teams tackles...**9/9 at Cleveland:** Saw action at CB in his first NFL game...picked up one fumble recovery and added one pass defense...**9/16**

vs. Buffalo: Saw action on special teams...**9/23 vs. San Francisco:** Only action came on special teams where he had two tackles...**9/30 at Arizona:** Saw limited action on defense and did not register a defensive tackle...had one solo special teams tackle...**10/7 vs. Seattle:** Registered one special teams tackle...was part of a defensive unit that allowed only 144 total yards, 38 rushing yards, 106 passing yards and only eight first downs...**10/21 at Denver:** Registered his first two NFL tackles...also saw action on special teams and added one solo tackle...part of a defensive unit that allowed the Denver running backs to gain only 54 rushing yards...**10/28 at Cincinnati:** Saw extensive playing due to the absence of Ryan Clark and Bryant McFadden but did not register a tackle...**11/5 vs. Baltimore:** Saw extensive action on special teams and had one solo tackle...also saw action at CB and managed one pass defended...part of a defensive unit that allowed the Ravens only 104 total yards, with 64 coming on the ground and 40 yards by air...the Baltimore offense managed only five first downs all night...**11/11 vs. Cleveland:** Saw his only action on special teams and did not register a tackle...**11/18 at New York Jets:** Saw his only action on special teams and registered one solo tackle...**11/26 vs. Miami:** Saw action on special teams but did not register a tackle...**12/2 vs. Cincinnati:** Saw his only action on special teams and did not register a tackle...**12/9 at New England:** Saw action in his 13th consecutive game...registered one solo tackle...**12/16 vs. Jacksonville:** Saw limited action on defense and did not register a tackle...**12/20 at St. Louis:** Saw limited action on defense and did not register a tackle...**12/30 at Baltimore:** Saw action in his 16th career game and finished with two defensive tackles...also had one solo special teams tackle...**AFC Wild Card Game 1/5 vs. Jacksonville:** Saw action in his first playoff game but did not register a tackle.

COLLEGE

Played in 46 games, making 36 starts. **2006:** Selected first-team All-BIG EAST Conference...finished second on the team in tackles with 60...led the team with six interceptions...also had 13 pass breakups...helped the Cardinals to a FedEx Orange Bowl victory over Wake Forest. **2005:** Started nine games...recorded 20 total tackles. **2004:** Started 11 games at cornerback...recorded 21 tackles and four pass breakups. **2003:** Named to the Conference USA All-Freshman team...appeared in 11 games, earning three starts at cornerback...recorded 33 tackles and led the team with eight passes defended...made his first collegiate start against Memphis.

2010 PLAYERS

William Gay

PERSONAL

Rated a three-star prospect by TheInsiders.com and was the nation's 67th-ranked cornerback coming out of Rickards High (Tallahassee Fla.)...played quarterback, wide receiver and safety for the Raiders...racked up over 1,200 all-purpose yards and 12 touchdowns as a junior...notched 1,035 yards and seven scores passing,

1,237 yards and 11 scores receiving and 82 tackles, 14 pass breakups and nine interceptions at defensive back as a senior when he was named team co-MVP and earned first team All-Big Bend Area honors...also a standout in track who had been clocked at 4.4 in the 40...is the son of Corine Hall...Full name: William Gay.

Gay's 2009 Game-by-Game Statistics

Date	Opponent	GP	GS	T	AT	TOT	Sacks	Yds	Int/Yds	PD	FF	FR
9/10	TENNESSEE	1	1	6	0	6	0.0	0.0	0/0	1	0	0
9/20	at Chicago	1	1	10	0	10	0.0	0.0	0/0	0	0	0
9/27	at Cincinnati	1	1	6	0	6	0.0	0.0	0/0	1	0	0
10/4	SAN DIEGO	1	1	4	0	4	0.0	0.0	0/0	3	0	0
10/11	at Detroit	1	1	8	0	8	1.0	6.0	0/0	1	0	0
10/18	CLEVELAND	1	1	1	0	1	0.0	0.0	0/0	0	0	0
10/25	MINNESOTA	1	1	11	0	11	0.0	0.0	0/0	1	0	0
11/9	at Denver	1	1	4	0	4	0.0	0.0	0/0	2	0	0
11/15	CINCINNATI	1	1	8	0	8	0.0	0.0	0/0	3	0	0
11/22	at Kansas City	1	1	3	0	3	0.0	0.0	0/0	0	0	0
11/29	at Baltimore	1	1	12	0	12	0.0	0.0	0/0	0	0	0
12/6	OAKLAND	1	1	5	0	5	0.0	0.0	0/0	1	0	0
12/10	at Cleveland	1	1	3	0	3	0.0	0.0	0/0	0	0	0
12/20	GREEN BAY	1	1	6	0	6	0.0	0.0	0/0	2	0	0
12/27	BALTIMORE	1	0	3	0	3	0.0	0.0	0/0	0	0	0
1/3	at Miami	1	0	1	0	1	0.0	0.0	0/0	1	0	0
SEASON TOTALS		16	14	91	0	91	1.0	6.0	0/0	16	0	0

Gay's 2008 Game-by-Game Statistics

Date	Opponent	GP	GS	T	AT	TOT	Sacks	Yds	Int/Yds	PD	FF	FR
9/7	HOUSTON	1	0	2	0	2	0.0	0.0	0/0	0	0	0
9/14	at Cleveland	1	0	0	0	0	0.0	0.0	0/0	0	0	0
9/21	at Philadelphia	1	0	4	1	5	0.0	0.0	0/0	1	0	0
9/29	BALTIMORE	1	0	0	0	0	0.0	0.0	0/0	0	0	0
10/5	at Jacksonville	1	0	0	0	0	0.0	0.0	0/0	0	0	0
10/19	at Cincinnati	1	0	1	1	2	0.0	0.0	0/0	1	0	0
10/26	NEW YORK GIANTS	1	0	2	0	2	0.0	0.0	0/0	1	0	0
11/3	at Washington	1	0	3	0	3	0.0	0.0	0/0	2	0	0
11/9	INDIANAPOLIS	1	0	2	0	2	0.0	0.0	0/0	1	0	0
11/16	SAN DIEGO	1	1	3	0	3	0.0	0.0	0/0	0	0	0
11/20	CINCINNATI	1	1	4	2	6	0.0	0.0	0/0	1	0	0
11/30	at New England	1	1	4	0	4	0.0	0.0	0/0	2	0	0
12/7	DALLAS	1	1	4	0	4	0.0	0.0	0/0	2	0	0
12/14	at Baltimore	1	0	1	0	1	0.0	0.0	1/12	0	0	0
12/21	at Tennessee	1	0	2	0	2	0.0	0.0	0/0	0	0	0
12/28	CLEVELAND	1	0	2	0	2	0.0	0.0	0/0	0	0	0
SEASON TOTALS		16	4	34	4	38	0.0	0.0	1/12	11	0	0

POSTSEASON

1/11	SAN DIEGO	1	0	0	0	0	0.0	0.0	0/0	0	0	0
1/18	BALTIMORE	1	0	0	0	0	0.0	0.0	0/0	0	0	0
2/1	vs. Arizona	1	0	1	0	1	0.0	0.0	0/0	0	0	0
POSTSEASON TOTALS		3	0	1	0	1	0.0	0.0	0/0	0	0	0

Gay's 2007 Game-by-Game Statistics

Date	Opponent	GP	GS	T	AT	TOT	Sacks	Yds	Int/Yds	PD	FF	FR
9/9	at Cleveland	1	0	0	0	0	0.0	0.0	0/0	1	0	1
9/16	BUFFALO	1	0	0	0	0	0.0	0.0	0/0	0	0	0
9/23	SAN FRANCISCO	1	0	0	0	0	0.0	0.0	0/0	0	0	0
9/30	at Arizona	1	0	0	0	0	0.0	0.0	0/0	0	0	0
10/7	SEATTLE	1	0	0	0	0	0.0	0.0	0/0	0	0	0
10/21	at Denver	1	0	2	0	2	0.0	0.0	0/0	0	0	0
10/28	at Cincinnati	1	0	0	0	0	0.0	0.0	0/0	0	0	0
11/5	BALTIMORE	1	0	0	0	0	0.0	0.0	0/0	1	0	0



William Gay

MEDIA INFORMATION

FOOTBALL STAFF

2010 PLAYERS

2009 IN REVIEW

STEELERS HISTORY

RECORDS

Gay's 2007 Game-by-Game Statistics (Continued)

Date	Opponent	GP	GS	T	AT	TOT	Sacks	Yds	Int/Yds	PD	FF	FR
11/11	CLEVELAND	1	0	0	0	0	0.0	0.0	0/0	0	0	0
11/18	at New York Jets	1	0	0	0	0	0.0	0.0	0/0	0	0	0
11/26	MIAMI	1	0	0	0	0	0.0	0.0	0/0	0	0	0
12/2	CINCINNATI	1	0	0	0	0	0.0	0.0	0/0	0	0	0
12/9	at New England	1	0	1	0	1	0.0	0.0	0/0	0	0	0
12/16	JACKSONVILLE	1	0	0	0	0	0.0	0.0	0/0	0	0	0
12/20	at St. Louis	1	0	0	0	0	0.0	0.0	0/0	0	0	0
12/30	at Baltimore	1	0	0	2	2	0.0	0.0	0/0	0	0	0
SEASON TOTALS		16	0	3	2	5	0.0	0.0	0/0	2	0	1
POSTSEASON												
1/5	JACKSONVILLE	1	0	0	0	0	0.0	0.0	0	0	0	0
POSTSEASON TOTALS		1	0	0	0	0	0.0	0.0	0	0	0	0

Gay's Career Statistics

REGULAR SEASON

Year	Team	GP	GS	T	AT	TOT	Sacks	Yds	Int/Yds	PD	FF	FR
2007	Pittsburgh	16	0	3	2	5	0.0	0.0	0/0	2	0	1
2008	Pittsburgh	16	4	34	4	38	0.0	0.0	1/12	11	0	0
2009	Pittsburgh	16	14	91	0	91	1.0	6.0	0/0	16	0	0
NFL Totals		48	18	128	6	134	1.0	6.0	1/12	28	0	1

Career Special Teams Tackles (25): 11 in 2007, 9 in '08 and 5 in '09.

POSTSEASON

Year	Team	GP	GS	T	AT	TOT	Sacks	Yds	Int	PD	FF	FR
2007	Pittsburgh	1	0	0	0	0	0.0	0.0	0	0	0	0
2008	Pittsburgh	3	0	1	0	1	0.0	0.0	0/0	0	0	0
NFL Totals		4	0	1	0	1	0.0	0.0	0/0	0	0	0

Postseason Special Teams Tackles (1): 0 in 2007 and 1 in '08.

Additional Statistics: Recovered a fumble on special teams versus San Diego in the AFC Divisional Game on 1/11/09.

Tyler Grisham WR

HEIGHT — 5-11
WEIGHT — 180
COLLEGE — Clemson
BIRTHDATE — June 11, 1987

BIRTHPLACE — Birmingham, Ala.
HOW ACQUIRED — FA-'09
NFL EXPERIENCE — 1st year



PRO

[4-0/0-0]: Signed to active roster on December 9, 2009...originally signed by the Steelers as an undrafted free agent on April 28, 2009...was released on September 5, 2009, but was signed to the practice squad the next day...added depth to the wide receiver position...spent entire 2009 season on practice squad until being signed to the active roster in December.

2009 [4-0]: Saw action in four games as a wide receiver and special teams contributor...had first career reception for 14 yards...**12/10 at Cleveland**: Played in his first career game as a reserve WR and contributor on special teams...**12/20 vs. Green Bay**: Played in his second game of his career as a reserve WR and contributor on special teams...**12/27 vs. Baltimore**:

Played in his third consecutive game as a reserve WR and contributor on special teams...made his first career reception for 14 yards...**1/3 at Miami**: Played in his fourth consecutive game as a reserve WR and contributor on special teams.

COLLEGE

Three-year starter and four-year letterman for Clemson...played in 50 games with 23 starts...recorded 132 career catches for 1,390 yards and eight career touchdown receptions...majored in management. **2008**: Played in 13 games...recorded 37 receptions for 372 yards and one touchdown...named one of the permanent co-captains. **2007**: Seventh in the ACC in receptions per game...had 60 catches in 13 games...second on the team in receptions...terrific downfield blocker; he had 68.5 knockdown blocks, more than any other

Tyler Grisham

Tiger non-offensive lineman. **2006:** Started six games and scored three touchdowns...fourth on the squad in receiving yards and tied for the team lead in touchdown receptions. **2005:** Had 10 catches to finish tied for sixth on the team, including second among freshmen.

PERSONAL

Attended Spain Park High School in Hoover, Ala...named to the SuperPrep Dixie team as the number seven

prospect in Alabama...ranked No. 82 WR in the nation by SuperPrep and ranked No. 85 WR by Scout.com...ranked No. 12 athlete in the nation and ranked #21 prospect in Alabama by Rivals.com...Max Emfinger All-American as a senior...all-region selection...played wide receiver, tailback, quarterback and defensive back...chosen to the Alabama-Mississippi All-Star game...son of Jim and Connie Grisham...Full name: William Tyler Grisham.

Grisham's 2009 Game-by-Game Statistics

Date	Opponent	GP	GS	Rec	Yds	Avg	Lg	TD
12/10	at Cleveland	1	0	0	0	0.0	0	0
12/20	GREEN BAY	1	0	0	0	0.0	0	0
12/27	BALTIMORE	1	0	1	14	14.0	14	0
1/3	at Miami	1	0	0	0	0.0	0	0
SEASON TOTALS		4	0	1	14	14.0	14	0

Grisham's Career Statistics

Date	Opponent	GP	GS	Rec	Yds	Avg	Lg	TD
2009	Pittsburgh	4	0	1	14	14.0	14	0
NFL Totals		4	0	1	14	14.0	14	0

Casey Hampton NT

HEIGHT — 6-1
WEIGHT — 325
COLLEGE — Texas
BIRTHDATE — Sept. 3, 1977

BIRTHPLACE — Galveston, Texas
HOW ACQUIRED — D1-01 (#19)
NFL EXPERIENCE — 10th Year

98



PRO

(129-122/12-11): Signed a three-year contract with the Steelers on February 25, 2010...the Steelers first-round draft pick (19th overall) in 2001, Hampton quickly emerged as a force in the middle of the Steelers' defensive line...has evolved into one of the top defensive linemen in the NFL, earning trips to pro bowl five times (2003, 2005, 2006, 2007, 2009).

2009 (16-16): Started all 16 games at NT...had 42 tackles and 2.5 sacks...and was named to his fourth consecutive Pro Bowl, fifth overall...**9/10 vs. Tennessee:** Made his 11th consecutive start at NT...finished with five tackles (three solo) and had three QB pressures...**9/20 at Chicago:** Made his 12th consecutive start at NT...recorded two tackles (one solo) and one QB pressure...**9/27 at Cincinnati:** Made his 13th consecutive start at NT...had one sack and one QB pressure...**10/4 vs. San Diego:** Made his 14th consecutive start at NT...recorded one pressure on the QB...**10/11 at Detroit:** Made his 15th consecutive start at NT...re-

corded two solo tackles...**10/18 vs. Cleveland:** Made his 16th consecutive start at NT...recorded two tackles (one solo)...**10/25 vs. Minnesota:** Made his 17th career start at NT...recorded three tackles (two solo) and one pressure...**11/9 at Denver:** Made his 18th career start at NT...**11/15 vs. Cincinnati:** Made his 19th consecutive start at NT...recorded four tackles (three solo) and one pressure...**11/22 at Kansas City:** Made his 20th consecutive start at NT...recorded three tackles (two solo), two pressures and one sack...**11/29 at Baltimore:** Made his 21st consecutive start at NT...recorded four tackles (three solo)...**12/6 vs. Oakland:** Made his 22nd consecutive start at NT...recorded three tackles (one solo)...**12/10 at Cleveland:** Made his 23rd consecutive start at NT...recorded four solo tackles...**12/20 vs. Green Bay:** Made his 24th consecutive start at NT...recorded four tackles (three solo), one pressure and a half-sack...**12/27 vs. Baltimore:** Made his 25th consecutive start at NT...recorded three tackles (two solo)...**1/3 at Miami:** Made his 26th consecutive start at NT...recorded two solo tackles and one pressure.



Casey Hampton

MEDIA INFORMATION

FOOTBALL STAFF

2010 PLAYERS

2009 IN REVIEW

STEELERS HISTORY

RECORDS

2008 [13-13/3-3]: Started 13 regular-season games at NT...missed three games from Weeks 4-5 and Week 7 due to a groin injury...finished with 25 tackles (19 solo), one sack and one pass defense...started all three postseason games...finished with seven postseason tackles (four solo)...**9/7 vs. Houston:** Started his 12th consecutive game at NT...registered two solo tackles and a QB pressure...**9/14 at Cleveland:** Started his 13th consecutive game at NT...finished with three tackles (two solo)...**9/21 at Philadelphia:** Started his 14th consecutive game at NT and had one QB pressure...left the game in the third quarter due to a groin injury and did not return...**9/29 vs. Baltimore:** Was inactive due to a groin injury...**10/5 at Jacksonville:** Was inactive due to a groin injury...**10/19 at Cincinnati:** Was inactive due to a groin injury...**10/26 vs. New York Giants:** Returned to the lineup after missing three consecutive games with a groin injury...finished with three solo tackles...**11/3 at Washington:** Made his second consecutive start at NT...finished with two solo tackles...**11/9 vs. Indianapolis:** Made his third consecutive start at NT...key cog in limiting Colts RB Joseph Addai to 34 yards on 12 attempts (2.8 avg.)...**11/16 vs. San Diego:** Made his 100th career start at NT...had one assisted tackle and one QB pressure...helped limit the Chargers to 66 rushing yards on 22 attempts (3.0 avg.)...**11/20 vs. Cincinnati:** Made his fifth consecutive start at NT...finished with one assisted tackle...**11/30 at New England:** Made his sixth consecutive start at NT...finished with three tackles (two solo) and had his first sack of the season...**12/7 vs. Dallas:** Made his seventh consecutive start at NT...finished with four tackles (three solo) and one pass defense...**12/14 at Baltimore:** Made his eighth consecutive start at NT...finished with four solo tackles and had one QB pressure...**12/21 at Tennessee:** Made his ninth consecutive start at NT...finished with one assisted tackle and two QB pressures...**12/28 vs. Cleveland:** Made his 10th consecutive start at NT...recorded one solo tackle and had one QB pressure...**AFC Divisional Game 1/11 vs. San Diego:** Made his sixth consecutive postseason start at NT...finished with two tackles (one solo)...**AFC Championship Game 1/18 vs. Baltimore:** Made his seventh consecutive postseason start at NT...finished with three tackles (two solo) and had one QB pressure...**Super Bowl XLIII 2/1 vs. Arizona:** Made his eighth consecutive postseason start at NT...finished with two tackles (one solo).

2007 [15-15/1-1]: Started 15 games and the AFC Wild Card Game versus Jacksonville...was inactive against Seattle in Week 5 due to a hamstring injury...

named to AFC Pro Bowl Squad for the third consecutive season and fourth time overall...recorded 36 tackles and one sack...had four QB pressures...made three tackles in the playoff loss to Jacksonville...was a key anchor on a defense that led the NFL in total defense (266.4 avg.)...**9/9 at Cleveland:** Started at NT...had two tackles, while anchoring a defense that allowed 46 rushing yards...**9/16 vs. Buffalo:** Started his 11th consecutive game at NT and had two tackles (one solo)...**9/23 vs. San Francisco:** Started at NT and logged four tackles (three solo)...anchored a defensive line that limited Frank Gore to only 39 yards...**9/30 at Arizona:** Started at NT, but was forced out of the game with a hamstring injury after only 11 snaps...**10/7 vs. Seattle:** Was inactive due to a hamstring injury...**10/21 at Denver:** Returned to action and started at NT after missing one game due to injury...registered two solo tackles and was part of a defensive unit that allowed the Denver running backs to gain only 54 rushing yards...**10/28 at Cincinnati:** Started at NT...registered one solo tackle...**11/5 vs. Baltimore:** Started in the 86th game of his career at NT...registered three tackles (one solo)...part of a defensive unit that allowed the Ravens only 104 total yards, with 64 coming on the ground and 40 yards by air...Baltimore's offense managed only five first downs all night...**11/11 vs. Cleveland:** Played in his 93rd career game at NT...finished the game with one tackle and one quarterback pressure...part of a defensive unit that allowed only 163 total yards, including 40 rushing and 123 passing yards...**11/18 at New York Jets:** Made his 88th career start at NT...registered three solo tackles...**11/26 vs. Miami:** Played in his 95th career game at NT and finished with one tackle...part of a defense that gave up only 159 total yards, including 49 rushing, 110 passing and only nine first downs...**12/2 vs. Cincinnati:** Made his 90th career start...tallied one tackle and two quarterback pressures on Bengals' quarterback Carson Palmer...**12/9 at New England:** Started at NT for the 91st game of his career...finished the game with two solo tackles and two pressures...**12/16 vs. Jacksonville:** Made his ninth consecutive start at NT...finished the game with eight tackles (four solo)...**12/20 at St. Louis:** Made his 10th consecutive start at NT...finished with two solo tackles, including a sack for a loss of nine yards...**12/30 at Baltimore:** Played in his 100th career game, while starting at NT...finished with four tackles (three solo)...**AFC Wild Card Game 1/5 vs. Jacksonville:** Made his fifth consecutive start in the postseason at NT, while playing in his ninth career playoff game...finished with three tackles (two solo).

Casey Hampton

2006 (15-15): Finished the season with 33 tackles and one forced fumble...named to his second straight Pro Bowl and third overall...**9/7 vs. Miami:** Started at NT and registered two solo tackles and one tackle for a loss...helped limit Miami to just 38 yards rushing, the lowest against Pittsburgh since Nov. 7, 2004 vs. Philadelphia (23 yards)...**9/18 at Jacksonville:** Started at NT and registered two solo tackles...also had one quarterback hurry/pressure...**9/24 vs. Cincinnati:** Started at NT and recorded two tackles (one solo)...registered one quarterback hurry/pressure...**10/8 at San Diego:** Recorded four tackles (three solo)...**10/15 vs. Kansas City:** Recorded one solo tackle...helped the defense hold the Chiefs to just 38 rushing yards...**10/22 at Atlanta:** Recorded one solo tackle and one quarterback hurry/pressure...**10/29 at Oakland:** Did not play due to a hamstring injury...**11/5 vs. Denver:** Recorded one solo tackle...**11/12 vs. New Orleans:** Collected four assisted tackles and one pass defense...**11/19 at Cleveland:** Started at NT and collected three tackles (one solo)...forced a fumble that led to a Steelers field goal...recorded one tackle for loss...**11/26 at Baltimore:** Recorded three tackles (one solo) and one quarterback hurry/pressure...had one tackle for a loss...surpassed 200 tackles for his career (201)...**12/3 vs. Tampa Bay:** Started at NT and recorded one solo tackle...**12/7 vs. Cleveland:** Logged 28 plays and recorded one tackle and one quarterback hurry/pressure...**12/17 at Carolina:** Recorded one tackle...helped limit Carolina to just 43 rushing yards...**12/24 vs. Baltimore:** Started at NT and posted four tackles (three solo)...**12/31 at Cincinnati:** Collected three tackles (two solo) and one quarterback hurry/pressure.

2005 (16-15/4-4): Named team's co-MVP (along with Hines Ward)...finished the regular season with 43 tackles...helped Pittsburgh rank first in the AFC in total defense and third in the NFL in rushing yards allowed per game...**9/11 vs. Tennessee:** Registered two tackles...**9/18 at Houston:** Recorded three solo tackles...**9/25 vs. New England:** Recorded three tackles (two solo)...**10/10 at San Diego:** Started at nose tackle...recorded one tackle and a quarterback hurry/pressure...**10/16 vs. Jacksonville:** Recorded three tackles (two solo) and two quarterback hurries/pressures...**10/23 at Cincinnati:** Recorded four tackles (one solo)...**10/31 vs. Baltimore:** Started at nose tackle...recorded six tackles (two solo) and a tackle for a loss...**11/6 at Green Bay:** Finished with five tackles (four solo)...also registered a quarterback hurry/pressure...**11/13 vs. Cleveland:** Started at NT...recorded two solo tackles...**11/20 at Baltimore:** Recorded three

tackles (two solo) and one tackle for a loss...**11/28 at Indianapolis:** Started at nose tackle...recorded five tackles (three solo)...**12/4 vs. Cincinnati:** Did not start for the first time this season because the team started the game in a nickel formation...recorded one solo tackle...**12/11 vs. Chicago:** Had one solo tackle...**12/18 at Minnesota:** Started at NT and registered two assisted tackles...had one quarterback hurry/pressure and helped the defense record a safety...**12/24 at Cleveland:** Recorded one tackle...**1/1 vs. Detroit:** Started at nose tackle...recorded one tackle...**AFC Wild Card Game 1/8 at Cincinnati:** Started at NT and recorded two solo tackles...helped limit Cincinnati to 84 total yards rushing...**AFC Divisional Game 1/15 at Indianapolis:** Started at NT but did not record a tackle...helped team hold the Colts to 58 yards rushing...**AFC Championship Game 1/22 at Denver:** Started at NT...recorded one solo tackle and recovered one fumble...**Super Bowl XL 2/5 vs. Seattle:** Started at NT and recorded four solo tackles...had his first career postseason sack for a loss of five yards.

2004 (6-6): Was placed on Reserve/Injured List Oct. 20 after suffering knee injury in Oct. 17 game at Dallas...**9/12 vs. Oakland:** Finished with two total tackles (one solo)...also was credited with two quarterback hurries/pressures...**9/19 at Baltimore:** Recorded six total tackles (three solo)...also was credited with one quarterback hurry/pressure...**9/26 at Miami:** Finished with three total tackles (two solo)...also led the team with three quarterback hurries/pressures...**10/3 vs. Cincinnati:** Finished with two solo tackles...**10/10 vs. Cleveland:** Registered two total tackles (one solo)...also was credited with one quarterback hurry/pressure...**10/17 at Dallas:** Left the game late in the fourth quarter with a season-ending knee injury...finished with two tackles (one solo)...also was credited with a quarterback hurry/pressure.

2003 (16-16): Earned first trip to the Pro Bowl after recording a career-high 44 total tackles (32 solo stops)...also had one sack and two passes defended...**9/14 at Kansas City:** Registered his only sack of the season for one yard...**9/28 vs. Tennessee:** Finished with four tackles (three solo), including 2.5 tackles for no gain...**10/12 at Denver:** Was very disruptive and was perhaps the defensive player of the game...finished with three total tackles (two solo)...also was credited with one quarterback hurry/pressure and a pass defense...**11/2 at Seattle:** Recorded four tackles (three solo)...**12/21 vs. San Diego:** Registered four tackles (three solo)...**12/28 at Baltimore:** Registered three solo tackles and a pass defense.



Casey Hampton

MEDIA INFORMATION

FOOTBALL STAFF

2010 PLAYERS

2009 IN REVIEW

STEELERS HISTORY

RECORDS

2002 (16-16-2-2): Finished with 41 total tackles, including a career-high two sacks...really came on strong during the latter part of the season...**10/6 at New Orleans:** Had one of his best days of the early season...finished with four tackles (two solo), including a tackle for a loss of one yard...also was credited with a quarterback hurry/pressure...**10/13 at Cincinnati:** Recovered the second fumble of his career—on a sack by Joey Porter—and ran 36 yards to set up a Steelers' TD...**12/15 vs. Carolina:** Was credited with one tackle...recorded his first career sack...finished with two total tackles...**12/23 at Tampa Bay:** Had a very active day...finished with three tackles (all solo)...also had his second sack in as many games and forced two fumbles...**12/29 vs. Baltimore:** Finished with one assist...**AFC Wild Card Game 1/5 vs. Cleveland:** Was instrumental in limiting the Browns to just 38 yards rushing...finished with three total tackles (one solo), one for a loss of a yard...**AFC Divisional Game 1/11 at Tennessee:** Forced a fumble on a hard tackle on Eddie George that led to a Steelers' TD...finished with four total tackles (three solo)...also was credited with a pass defended on a tipped pass.

2001 (16-11/2-2): Started the final 11 games of the regular season plus the two postseason games...finished with 33 total tackles (26 solo stops) and one sack...also had a fumble recovery...**9/9 at Jacksonville:** Saw extensive playing time even though he did not start in the season-opener...was credited with one quarterback hurry/pressure...**9/30 at Buffalo:** Split time with Kendrick Clancy...recorded two solo tackles...**10/29 vs. Tennessee:** Made his first start as a pro...finished with two solo tackles...**11/4 vs. Baltimore:** Started for the second straight game...finished with four total tackles (three solo)...**11/11 at Cleveland:** Started his third straight game...recorded his first pro sack in the fourth quarter...finished with three solo tackles...also had a quarterback hurry/pressure...**11/18 vs. Jacksonville:** Played well again in his fourth straight start...recorded three solo tackles...also recovered the first fumble of his career on Jacksonville's last drive of the game to seal the Steelers' victory...**AFC Divisional Game 1/20 vs. Baltimore:** Had two assists...**AFC Championship Game 1/27 vs. New England:** Finished with two assists.

COLLEGE

Started 37 consecutive games for the Longhorns...became the first defensive lineman to lead the team in tackles two con-

secutive seasons (1999-2000)...recorded 329 tackles (177 solo) to rank 11th on the school's all-time list, the most by a down lineman since Steve McMichael totaled 369 (1976-79)...registered 9.5 sacks and 54 stops for losses...also registered 56 quarterback pressures and caused nine fumbles. **2000:** Earned All-America first-team honors as a senior from The Football Writers Association, *The Sporting News*, Walter Camp and The Sports Xchange...was a consensus All-Big 12 Conference first-team selection and Defensive Player of the Year...posted 78 tackles (41 solo) with 3.5 sacks and 18 stops for losses...credited with 22 quarterback pressures. **1999:** Was an All-America first-team selection by the Football Writers Association and Associated Press as a junior...received second-team honors from *The Sporting News*...was an All-Big 12 Conference second-team choice...named the team's Most Consistent Defensive Player for the second year in a row...received the Dr. Nasser Al-Rashid Strength and Conditioning Award...became the first Longhorn lineman since Brian Espinoza (118 in 1986) to lead the team in tackles, registering a career-high 101 tackles (50 solo) with three sacks and 21 stops for losses...was credited with 24 quarterback pressures...caused and recovered a pair of fumbles. **1998:** Was an All-Big 12 Conference second-team choice...named the team's Most Consistent Defensive Player...started every game...recorded 60 tackles (29 solo) with two sacks and eight stops for losses...registered six quarterback pressures, five pass deflections and recovered one fumble. **1997:** Appeared in three games before being granted a medical redshirt...finished with 13 tackles (6 solo), a forced fumble and a quarterback pressure. **1996:** Played in every game as a true freshman, starting six at nose guard...recorded 77 tackles (51 solo), one sack and seven stops for losses...had three quarterback pressures and a forced fumble...majored in history.

PERSONAL

Was an All-State Class 5A first-team selection and two-time District Defensive Player of the Year at Ball High (Galveston, Texas)...had his Ball High jersey (No. 63) retired during the 2009 offseason...recorded 102 tackles with 12 sacks, two forced fumbles and a fumble recovery while also blocking three kicks as a senior...blocked three kicks and made 116 tackles as a junior...regularly volunteered at the Austin Children's Hospital...is the son of Ivory Anderson...married (Kamaica) and has one son, Casey (9)...Full name: Casey Hampton.

2010 PLAYERS

Casey Hampton

Hampton's 2009 Game-by-Game Statistics

Date	Opponent	GP	GS	T	AT	TOT	Sacks	Yds	Int/Yds	PD	FF	FR
9/10	TENNESSEE	1	1	3	2	5	0.0	0.0	0/0	0	0	0
9/20	at Chicago	1	1	1	1	2	0.0	0.0	0/0	0	0	0
9/27	at Cincinnati	1	1	1	0	1	1.0	10.0	0/0	0	0	0
10/4	SAN DIEGO	1	1	0	0	0	0.0	0.0	0/0	0	0	0
10/11	at Detroit	1	1	2	0	2	0.0	0.0	0/0	0	0	0
10/18	CLEVELAND	1	1	1	1	2	0.0	0.0	0/0	0	0	0
10/25	MINNESOTA	1	1	2	1	3	0.0	0.0	0/0	0	0	0
11/9	at Denver	1	1	0	0	0	0.0	0.0	0/0	0	0	0
11/15	CINCINNATI	1	1	3	1	4	0.0	0.0	0/0	0	0	0
11/22	at Kansas City	1	1	2	1	3	1.0	9.0	0/0	0	0	0
11/29	at Baltimore	1	1	3	1	4	0.0	0.0	0/0	0	0	0
12/6	OAKLAND	1	1	1	2	3	0.0	0.0	0/0	0	0	0
12/10	at Cleveland	1	1	4	0	4	0.0	0.0	0/0	0	0	0
12/20	GREEN BAY	1	1	3	1	4	0.5	3.5	0/0	0	0	0
12/27	BALTIMORE	1	1	2	1	3	0.0	0.0	0/0	0	0	0
1/3	at Miami	1	1	2	0	2	0.0	0.0	0/0	0	0	0
SEASON TOTALS		16	16	30	12	42	2.5	22.5	0/0	0	0	0

Hampton's 2008 Game-by-Game Statistics

Date	Opponent	GP	GS	T	AT	TOT	Sacks	Yds	Int/Yds	PD	FF	FR
9/7	HOUSTON	1	1	2	0	2	0.0	0.0	0/0	0	0	0
9/14	at Cleveland	1	1	2	1	3	0.0	0.0	0/0	0	0	0
9/21	at Philadelphia	1	1	0	0	0	0.0	0.0	0/0	0	0	0
9/29	BALTIMORE						INACTIVE					
10/5	at Jacksonville						INACTIVE					
10/19	at Cincinnati						INACTIVE					
10/26	NEW YORK GIANTS	1	1	3	0	3	0.0	0.0	0/0	0	0	0
11/3	at Washington	1	1	2	0	2	0.0	0.0	0/0	0	0	0
11/9	INDIANAPOLIS	1	1	0	0	0	0.0	0.0	0/0	0	0	0
11/16	SAN DIEGO	1	1	0	1	1	0.0	0.0	0/0	0	0	0
11/20	CINCINNATI	1	1	0	1	1	0.0	0.0	0/0	0	0	0
11/30	at New England	1	1	2	1	3	1.0	6.0	0/0	0	0	0
12/7	DALLAS	1	1	3	1	4	0.0	0.0	0/0	1	0	0
12/14	at Baltimore	1	1	4	0	4	0.0	0.0	0/0	0	0	0
12/21	at Tennessee	1	1	0	1	1	0.0	0.0	0/0	0	0	0
12/28	CLEVELAND	1	1	1	0	1	0.0	0.0	0/0	0	0	0
SEASON TOTALS		13	13	19	6	25	1.0	6.0	0/0	1	0	0
POSTSEASON												
1/11	SAN DIEGO	1	1	1	1	2	0.0	0.0	0/0	0	0	0
1/18	BALTIMORE	1	1	2	1	3	0.0	0.0	0/0	0	0	0
2/1	vs. Arizona	1	1	1	1	2	0.0	0.0	0/0	0	0	0
POSTSEASON TOTALS		3	3	4	3	7	0.0	0.0	0/0	0	0	0

Hampton's 2007 Game-by-Game Statistics

Date	Opponent	GP	GS	T	AT	TOT	Sacks	Yds	Int	PD	FF	FR
9/9	at Cleveland	1	1	0	2	2	0.0	0.0	0/0	0	0	0
9/16	BUFFALO	1	1	1	1	2	0.0	0.0	0/0	0	0	0
9/23	SAN FRANCISCO	1	1	3	1	4	0.0	0.0	0/0	0	0	0
9/30	at Arizona	1	1	0	0	0	0.0	0.0	0/0	0	0	0
10/7	SEATTLE						INACTIVE					
10/21	at Denver	1	1	2	0	2	0.0	0.0	0/0	0	0	0
10/28	at Cincinnati	1	1	1	0	1	0.0	0.0	0/0	0	0	0
11/5	BALTIMORE	1	1	1	2	3	0.0	0.0	0/0	0	0	0
11/11	CLEVELAND	1	1	0	1	1	0.0	0.0	0/0	0	0	0
11/18	at New York Jets	1	1	3	0	3	0.0	0.0	0/0	0	0	0
11/26	MIAMI	1	1	1	0	1	0.0	0.0	0/0	0	0	0
12/2	CINCINNATI	1	1	0	1	1	0.0	0.0	0/0	0	0	0
12/9	at New England	1	1	2	0	2	0.0	0.0	0/0	0	0	0
12/16	JACKSONVILLE	1	1	4	4	8	0.0	0.0	0/0	0	0	0
12/20	at St. Louis	1	1	2	0	2	1.0	9.0	0/0	0	0	0
12/30	at Baltimore	1	1	3	1	4	0.0	0.0	0/0	0	0	0
SEASON TOTALS		15	15	23	13	36	1.0	9.0	0/0	0	0	0
POSTSEASON												
1/5	JACKSONVILLE	1	1	1	2	3	0.0	0.0	0/0	0	0	0
POSTSEASON TOTALS		1	1	1	2	3	0.0	0.0	0/0	0	0	0



Casey Hampton

Hampton's 2006 Game-by-Game Statistics

Date	Opponent	GP	GS	T	AT	TOT	Sacks	Yds	Int	PD	FF	FR
9/7	MIAMI	1	1	2	0	2	0.0	0.0	0/0	0	0	0
9/18	at Jacksonville	1	1	2	0	2	0.0	0.0	0/0	0	0	0
9/24	CINCINNATI	1	1	1	1	2	0.0	0.0	0/0	0	0	0
10/8	at San Diego	1	1	3	1	4	0.0	0.0	0/0	0	0	0
10/15	KANSAS CITY	1	1	1	0	1	0.0	0.0	0/0	0	0	0
10/22	at Atlanta	1	1	1	0	1	0.0	0.0	0/0	0	0	0
10/29	at Oakland						INACTIVE					
11/5	DENVER	1	1	1	0	1	0.0	0.0	0/0	0	0	0
11/12	NEW ORLEANS	1	1	0	4	4	0.0	0.0	0/0	1	0	0
11/19	at Cleveland	1	1	1	2	3	0.0	0.0	0/0	0	1	0
11/26	at Baltimore	1	1	1	2	3	0.0	0.0	0/0	0	0	0
12/3	TAMPA BAY	1	1	1	0	1	0.0	0.0	0/0	0	0	0
12/7	CLEVELAND	1	1	0	1	1	0.0	0.0	0/0	0	0	0
12/17	at Carolina	1	1	0	1	1	0.0	0.0	0/0	0	0	0
12/24	BALTIMORE	1	1	3	1	4	0.0	0.0	0/0	0	0	0
12/31	at Cincinnati	1	1	2	1	3	0.0	0.0	0/0	0	0	0
SEASON TOTALS		15	15	19	14	33	0.0	0.0	0/0	1	1	0

Hampton's 2005 Game-by-Game Statistics

Date	Opponent	GP	GS	T	AT	TOT	Sacks	Yds	Int	PD	FF	FR
9/11	TENNESSEE	1	1	1	1	2	0.0	0.0	0/0	0	0	0
9/18	at Houston	1	1	3	0	3	0.0	0.0	0/0	0	0	0
9/25	NEW ENGLAND	1	1	2	1	3	0.0	0.0	0/0	0	0	0
10/10	at San Diego	1	1	0	1	1	0.0	0.0	0/0	0	0	0
10/16	JACKSONVILLE	1	1	2	1	3	0.0	0.0	0/0	0	0	0
10/23	at Cincinnati	1	1	1	3	4	0.0	0.0	0/0	0	0	0
10/31	BALTIMORE	1	1	2	4	6	0.0	0.0	0/0	0	0	0
11/6	at Green Bay	1	1	4	1	5	0.0	0.0	0/0	0	0	0
11/13	CLEVELAND	1	1	2	0	2	0.0	0.0	0/0	0	0	0
11/20	at Baltimore	1	1	2	1	3	0.0	0.0	0/0	0	0	0
11/28	at Indianapolis	1	1	3	2	5	0.0	0.0	0/0	0	0	0
12/4	CINCINNATI	1	0	1	0	1	0.0	0.0	0/0	0	0	0
12/11	CHICAGO	1	1	1	0	1	0.0	0.0	0/0	0	0	0
12/18	at Minnesota	1	1	0	2	2	0.0	0.0	0/0	0	0	0
12/24	at Cleveland	1	1	0	1	1	0.0	0.0	0/0	0	0	0
1/1	DETROIT	1	1	0	1	1	0.0	0.0	0/0	0	0	0
SEASON TOTALS		16	15	24	19	43	0.0	0.0	0/0	0	0	0

POSTSEASON

1/8	at Cincinnati	1	1	2	0	2	0.0	0.0	0/0	0	0	0
1/15	at Indianapolis	1	1	0	0	0	0.0	0.0	0/0	0	0	0
1/22	at Denver	1	1	1	0	1	0.0	0.0	0/0	0	0	1
2/5	vs. Seattle	1	1	4	0	4	1.0	5.0	0/0	0	0	0
POSTSEASON TOTALS		4	4	7	0	7	1.0	5.0	0/0	0	0	1

Hampton's 2004 Game-by-Game Statistics

Date	Opponent	GP	GS	T	AT	TOT	Sacks	Yds	Int	PD	FF	FR
9/12	OAKLAND	1	1	1	1	2	0.0	0.0	0/0	0	0	0
9/19	at Baltimore	1	1	3	3	6	0.0	0.0	0/0	0	0	0
9/26	at Miami	1	1	2	1	3	0.0	0.0	0/0	0	0	0
10/3	CINCINNATI	1	1	2	0	2	0.0	0.0	0/0	0	0	0
10/10	CLEVELAND	1	1	1	1	2	0.0	0.0	0/0	0	0	0
10/17	at Dallas	1	1	1	1	2	0.0	0.0	0/0	0	0	0
10/31	NEW ENGLAND						RESERVE/INJURED					
11/7	PHILADELPHIA						RESERVE/INJURED					
11/14	at Cleveland						RESERVE/INJURED					
11/21	at Cincinnati						RESERVE/INJURED					
11/28	WASHINGTON						RESERVE/INJURED					
12/5	at Jacksonville						RESERVE/INJURED					
12/12	NEW YORK JETS						RESERVE/INJURED					
12/18	at New York Giants						RESERVE/INJURED					
12/26	BALTIMORE						RESERVE/INJURED					
1/2	at Buffalo						RESERVE/INJURED					
SEASON TOTALS		6	6	10	7	17	0.0	0.0	0/0	0	0	0

2010 PLAYERS

Casey Hampton

Hampton's 2004 Game-by-Game Statistics (Continued)

POSTSEASON

Date	Opponent	GP	GS	T	AT	TOT	Sacks	Yds	Int	PD	FF	FR
1/15	NEW YORK JETS											
1/23	NEW ENGLAND											
RESERVE/INJURED												
RESERVE/INJURED												
POSTSEASON TOTALS		0	0	0	0	0	0.0	0.0	0/0	0	0	0

Hampton's 2003 Game-by-Game Statistics

Date	Opponent	GP	GS	T	AT	TOT	Sacks	Yds	Int	PD	FF	FR
9/7	BALTIMORE	1	1	2	0	2	0.0	0.0	0/0	0	0	0
9/14	at Kansas City	1	1	3	0	3	1.0	1.0	0/0	0	0	0
9/21	at Cincinnati	1	1	1	0	1	0.0	0.0	0/0	0	0	0
9/28	TENNESSEE	1	1	3	1	4	0.0	0.0	0/0	0	0	0
10/5	CLEVELAND	1	1	1	2	3	0.0	0.0	0/0	0	0	0
10/12	at Denver	1	1	2	1	3	0.0	0.0	0/0	1	0	0
10/26	ST. LOUIS	1	1	1	0	1	0.0	0.0	0/0	0	0	0
11/2	at Seattle	1	1	3	1	4	0.0	0.0	0/0	0	0	0
11/9	ARIZONA	1	1	2	2	4	0.0	0.0	0/0	0	0	0
11/17	at San Francisco	1	1	2	2	4	0.0	0.0	0/0	0	0	0
11/23	at Cleveland	1	1	2	1	3	0.0	0.0	0/0	0	0	0
11/30	CINCINNATI	1	1	1	0	1	0.0	0.0	0/0	0	0	0
12/7	OAKLAND	1	1	0	1	1	0.0	0.0	0/0	0	0	0
12/15	at New York Jets	1	1	3	0	3	0.0	0.0	0/0	0	0	0
12/21	SAN DIEGO	1	1	3	1	4	0.0	0.0	0/0	0	0	0
12/28	at Baltimore	1	1	3	0	3	0.0	0.0	0/0	1	0	0
SEASON TOTALS		16	16	32	12	44	1.0	1.0	0/0	2	0	0

Hampton's 2002 Game-by-Game Statistics

Date	Opponent	GP	GS	T	AT	TOT	Sacks	Yds	Int	PD	FF	FR
9/9	at New England	1	1	2	0	2	0.0	0.0	0/0	0	0	0
9/15	OAKLAND	1	1	1	0	1	0.0	0.0	0/0	0	0	0
9/29	CLEVELAND	1	1	3	2	5	0.0	0.0	0/0	0	0	0
10/6	at New Orleans	1	1	2	2	4	0.0	0.0	0/0	0	0	0
10/13	at Cincinnati	1	1	1	0	1	0.0	0.0	0/0	0	0	1
10/21	INDIANAPOLIS	1	1	2	0	2	0.0	0.0	0/0	0	0	0
10/27	at Baltimore	1	1	2	0	2	0.0	0.0	0/0	0	0	0
11/3	at Cleveland	1	1	1	2	3	0.0	0.0	0/0	0	0	0
11/10	ATLANTA	1	1	3	0	3	0.0	0.0	0/0	0	0	0
11/17	at Tennessee	1	1	2	1	3	0.0	0.0	0/0	0	0	0
11/24	CINCINNATI	1	1	2	1	3	0.0	0.0	0/0	0	0	0
12/1	at Jacksonville	1	1	2	0	2	0.0	0.0	0/0	0	0	0
12/8	HOUSTON	1	1	2	2	4	0.0	0.0	0/0	0	0	0
12/15	CAROLINA	1	1	2	0	2	1.0	8.0	0/0	0	0	0
12/23	at Tampa Bay	1	0	3	0	3	1.0	5.0	0/0	0	2	0
12/29	BALTIMORE	1	1	0	1	1	0.0	0.0	0/0	0	0	0
SEASON TOTALS		16	15	30	11	41	2.0	13.0	0/0	0	2	1

POSTSEASON

Date	Opponent	GP	GS	T	AT	TOT	Sacks	Yds	Int	PD	FF	FR
1/5	CLEVELAND	1	0	1	2	3	0.0	0.0	0/0	0	0	0
1/11	at Tennessee	1	1	3	1	4	0.0	0.0	0/0	1	1	0
POSTSEASON TOTALS		2	1	4	3	7	0.0	0.0	0/0	1	1	0

Hampton's 2001 Game-by-Game Statistics

Date	Opponent	GP	GS	T	AT	TOT	Sacks	Yds	Int	PD	FF	FR
9/9	at Jacksonville	1	0	0	0	0	0.0	0.0	0/0	0	0	0
9/30	at Buffalo	1	0	2	0	2	0.0	0.0	0/0	0	0	0
10/7	CINCINNATI	1	0	2	0	2	0.0	0.0	0/0	0	0	0
10/14	at Kansas City	1	0	0	1	1	0.0	0.0	0/0	0	0	0
10/21	at Tampa Bay	1	0	3	1	4	0.0	0.0	0/0	0	0	0
10/29	TENNESSEE	1	1	2	0	2	0.0	0.0	0/0	0	0	0
11/4	BALTIMORE	1	1	3	1	4	0.0	0.0	0/0	0	0	0
11/11	at Cleveland	1	1	3	0	3	1.0	6.0	0/0	0	0	0
11/18	JACKSONVILLE	1	1	3	0	3	0.0	0.0	0/0	0	0	1
11/25	at Tennessee	1	1	0	1	1	0.0	0.0	0/0	0	0	0
12/2	MINNESOTA	1	1	0	0	0	0.0	0.0	0/0	0	0	0
12/9	NEW YORK JETS	1	1	0	1	1	0.0	0.0	0/0	0	0	0



Casey Hampton

Hampton's 2001 Game-by-Game Statistics (Continued)

Date	Opponent	GP	GS	T	AT	TOT	Sacks	Yds	Int	PD	FF	FR
12/16	at Baltimore	1	1	1	1	2	0.0	0.0	0/0	0	0	0
12/23	DETROIT	1	1	3	0	3	0.0	0.0	0/0	0	0	0
12/30	at Cincinnati	1	1	3	1	4	0.0	0.0	0/0	0	0	0
1/6	CLEVELAND	1	1	1	0	1	0.0	0.0	0/0	0	0	0
SEASON TOTALS		16	11	26	7	33	1.0	6.0	0/0	0	0	1
POSTSEASON												
1/20	BALTIMORE	1	1	0	2	2	0.0	0.0	0/0	0	0	0
1/27	NEW ENGLAND	1	1	0	2	2	0.0	0.0	0/0	0	0	0
POSTSEASON TOTALS		2	2	0	4	4	0.0	0.0	0/0	0	0	0

Hampton's Career Statistics

REGULAR SEASON

Year	Team	GP	GS	T	AT	TOT	Sacks	Yds	Int	PD	FF	FR
2001	Pittsburgh	16	11	26	7	33	1.0	6.0	0/0	0	0	1
2002	Pittsburgh	16	15	30	11	41	2.0	13.0	0/0	0	2	1
2003	Pittsburgh	16	16	32	12	44	1.0	1.0	0/0	2	0	0
2004	Pittsburgh	6	6	10	7	17	0.0	0.0	0/0	0	0	0
2005	Pittsburgh	16	15	24	19	43	0.0	0.0	0/0	0	0	0
2006	Pittsburgh	15	15	19	14	33	0.0	0.0	0/0	1	1	0
2007	Pittsburgh	15	15	23	13	36	1.0	9.0	0/0	0	0	0
2008	Pittsburgh	13	13	19	6	25	1.0	6.0	0/0	1	0	0
2009	Pittsburgh	16	16	30	12	42	2.5	22.5	0/0	0	0	0
NFL Totals		128	121	213	101	314	8.5	57.5	0/0	4	3	2

POSTSEASON

Year	Team	GP	GS	T	AT	TOT	Sacks	Yds	Int	PD	FF	FR
2001	Pittsburgh	2	2	0	4	4	0.0	0.0	0/0	0	0	0
2002	Pittsburgh	2	1	4	3	7	0.0	0.0	0/0	0	0	0
2004	Pittsburgh	RESERVE/INJURED										
2005	Pittsburgh	4	4	7	0	7	1.0	5.0	0/0	0	0	1
2007	Pittsburgh	1	1	1	2	3	0.0	0.0	0/0	0	0	0
2008	Pittsburgh	3	3	4	3	7	0.0	0.0	0/0	0	0	0
NFL Totals		12	11	16	12	28	1.0	5.0	0/0	0	0	1

Sunny Harris DE

HEIGHT — 6-5

WEIGHT — 300

COLLEGE — Oregon

BIRTHDATE — Aug. 26, 1986

BIRTHPLACE — Pensacola, Fla.

HOW ACQUIRED — 06-'09 (#205)

NFL EXPERIENCE — 2nd year



PRO

[2-1/0-0]: Signed a three-year contract with the Steelers on June 18, 2009...released on

September 6, 2009...signed to the Carolina Panthers' active roster...was released after Week 3 and signed to the Panthers' practice squad...signed to the Steelers' active roster from the Panthers' practice squad on October 14, 2009...originally drafted by the Steelers in the sixth round (205th overall) of the 2009 NFL Draft.

2009 [2-1/0-0]: Spent time on the Carolina Panthers' active roster and practice squad before being signed to the Steelers active roster...recorded two tackles in two games with the Panthers...signed by the Steelers before Week 6...was inactive the rest of the season.

COLLEGE

Played in 36 career games, recording 65 tackles (39 solo) and four sacks...majored in family and human services. **2008**: Started all 13 games...finished year as team's 10th-leading tackler and tops among interior linemen in tackles for loss...shared team's top bench press (465 lbs.) regardless of position in addition to equaling best power clean mark (352 lbs.) among team's defensive linemen. **2007**: Played in 12 games. **2006**: Suffered a torn triceps muscle during fall camp...diligently followed his rehabilitation instruction and was able to return for the final six games of the season. **2005**: Played all 12 games. **2004**: Red-shirted.

Sunny Harris

PERSONAL

Attended Pittsburg High School in Pittsburg, Calif... two-time all-Bay Valley League defender forced opponents to devise game plans around him...two-time all-area honoree (*Contra Costa Times*) and *Tacoma News Tribune* Western 100 pick led the league in quar-

terback sacks (5), in addition to forcing one fumble and recovering another...completed his prep career with 15 quarterback sacks...son of Ray Harris Jr. and Yvette Williams...has a daughter, Za'Raya...nicknamed "Sunny"... Full name: Ra'Shon Lamar Harris.

Tuff Harris DB

HEIGHT — 6-0
WEIGHT — 198
COLLEGE — Montana
BIRTHDATE — January 23, 1983
BIRTHPLACE — Crow Agency, MT
HOW ACQUIRED — FA-'10
NFL EXPERIENCE — 4th year

31



PRO

(6-0/1-0): Signed to the Steelers offseason roster on January 7, 2010...signed by the Steelers to the practice squad on September 6, 2009...has eight career tackles in seven games played.

2009 (0-0): Spent the entire 2009 season on the Steelers' practice squad.

2008 (6-0/1-0): Spent time on the New Orleans Saints' roster before being released on July 30th, 2008 due to ankle injury...signed by the Tennessee Titans on August 19, 2008...was waived on August 29, but was signed September 1 2008 to the Titans' practice squad...added to the active roster on November 22 due to injuries to the Titans' secondary...played the final six games of the season and the only playoff game for Tennessee...had eight tackles in those seven games...waived by Tennessee on September 4, 2009.

2007 (0-0): Signed by the Miami Dolphins as a rookie free agent on May 3, 2007...waived on Sep-

tember 1 and signed to the Dolphins' practice squad...added to the active roster on November 14, 2007...made NFL debut in the regular season finale against Cincinnati (12/30)...waived by the Dolphins on April 24, 2008.

COLLEGE

Majoring in psychology...four-year letterman at Montana (2003-2006)...two-time All-Big Sky (2005-2006)...played in 53 games during his career starting 45...had 170 tackles, six interceptions and 18 passes defended...had a career punt return average of 13.8 yards and had three touchdowns...began his career as a wide receiver until being moved to defensive back.

PERSONAL

Earned four letters apiece in football and track, and three in basketball at Colstrip High School in Montana...was an all-state selection in all three sports...Full name: Chester David "Tuff" Harris.



James Harrison LB

HEIGHT — 6-0
WEIGHT — 242
COLLEGE — Kent State
BIRTHDATE — May 4, 1978

BIRTHPLACE — Akron, Ohio
HOW ACQUIRED — FA-'04
NFL EXPERIENCE — 7th Year

92



PRO

(91-55/8-4): Signed a five-year contract during the 2009 offseason to keep him with the team through the 2014 season...earned NFL's Defensive Player of the Year Award in 2008 after breaking the team's single-season sack record with 16 sacks...selected as a Pro Bowl starter for the third consecutive season in 2009 and was named team MVP...returned an interception 100 yards in Super Bowl XLIII, the longest play in Super Bowl history...a tough, hard-hitting linebacker who re-joined the team just prior to training camp in 2004 after a year's absence when Clark Haggans broke his hand...earned the starting outside linebacker job in 2007 and had a breakout year in which he was named team MVP, co-special teams captain and earned his first Pro Bowl honor (starter)...originally joined the team as a rookie free agent in 2002...spent time on the Steelers' practice squad.

2009 [16-16]: Started all 16 games...had 10 sacks...forced five fumbles...had 73 tackles...named AFC Defensive Player of the Week in Week 5...named AFC Defensive Player of the Month for October...named to *Pro Football Weekly's* Mid-Season All-Pro Team...and was named an AFC Pro Bowl starter for the third consecutive season...**9/10 vs. Tennessee**: Made his 40th career start at OLB...finished with four solo tackles, one pass defense and one QB pressure...forced a Bo Scaife fumble on the opening possession of the third quarter, the 14th forced fumble of his career...**9/20 at Chicago**: Made his second consecutive start at OLB...recorded three tackles (two solo) and two QB pressures...forced a Matt Forte fumble in the fourth quarter, the 15th forced fumble of his career and his second of the season...**9/27 at Cincinnati**: Made his third consecutive start at OLB...finished with four tackles (three solo), one sack, one pass defense and four QB pressures...**10/4 vs. San Diego**: Made his fourth consecutive start at OLB...finished with five solo tackles, two sacks, three pressures and one forced fumble...**10/11 at Detroit**: Made his fifth consecutive start at OLB...finished with five tackles (four solo), three sacks, one forced fumble and three pressures...**10/18 vs. Cleveland**: Made his sixth consecutive start at OLB...

recorded four tackles (two solo) and recovered one fumble...**10/25 vs. Minnesota**: Made his seventh consecutive start at OLB...recorded seven tackles (six solo) with two sacks...**11/9 at Denver**: Made his eighth consecutive start at OLB...recorded seven tackles (six solo)...**11/15 vs. Cincinnati**: Made his ninth consecutive start at OLB...recorded three tackles (one solo), one sack and two pressures...**11/22 at Kansas City**: Made his 10th consecutive start at OLB...recorded six tackles (three solo), two pressures and one sack...the sack marked his team-high 10th of the season...**11/29 at Baltimore**: Made his 11th consecutive start at OLB and played as a contributor on special teams...recorded three tackles (one solo) and three pressures...**12/6 vs. Oakland**: Made his 12th consecutive start at OLB...recorded eight tackles (four solo) and one QB hit...**12/10 at Cleveland**: Made his 13th consecutive start at OLB...recorded five tackles (four solo) and two QB hits...**12/20 vs. Green Bay**: Made his 14th consecutive start at OLB...recorded one solo tackle and four QB hits...**12/27 vs. Baltimore**: Made his 15th consecutive start at OLB...recorded four tackles (three solo), one QB hit and one forced fumble...**1/3 at Miami**: Made his 16th consecutive start at OLB...recorded four solo tackles and one QB hit.

2008 [15-15/3-3]: Started 15 regular-season games at OLB...missed the regular-season finale against the Browns due to a hip injury, snapping his streak of 32 consecutive starts...named AP Defensive Player of the Year, *Pro Football Weekly* Defensive Player of the Year and GMC Sierra Defensive Player of the Year...AP first-team All-Pro...PFW/PFWA All-NFL...PFW/PFWA All-AFC...*The Sporting News* All-Pro...*Sports Illustrated* All-Pro...NFL Alumni Linebacker of the Year...AFC Pro Bowl starter for the second consecutive season...named AFC Defensive Player of the Week in Week 11 after recording five tackles (two solo), one sack, one interception, one pass defense, one forced fumble against the Chargers...named GMC Sierra Defensive Player of the Week for his performances Week 11 against San Diego and Week 13 at New England...finished third on the team with a career-high 100 tackles (68 solo)...established a franchise record with 16

2010 PLAYERS

FOOTBALL STAFF

2010 PLAYERS

2009 IN REVIEW

STEELERS HISTORY

RECORDS

James Harrison

sacks...set a career high with seven forced fumbles...recorded a career-high 11 tackles (eight solo) on November 9 against the Colts...started all three postseason games...finished with 13 postseason tackles (10 solo), one sack and one pass defense...his 100-yard interception return for a touchdown on the final play of the first half of Super Bowl XLIII was the longest play in Super Bowl history...was also the longest play in Steelers' postseason history...**9/7 vs. Houston:** Played in his 24th consecutive game and made his 18th consecutive start at OLB...led the team with 10 tackles (seven solo) and three sacks for losses of 20 yards...forced a fumble in the fourth quarter which was recovered by LaMarr Woodley and led to a FG that put the Steelers up 38-10...had one solo tackle on special teams...**9/14 at Cleveland:** Started his 19th consecutive game at OLB...finished with four solo tackles and three QB pressures...had three tackles (one solo) on special teams...**9/21 at Philadelphia:** Started his 20th consecutive game at OLB...finished with five tackles (four solo) and tied Woodley for the team lead with three QB pressures...**9/29 vs. Baltimore:** Started his 21st consecutive game at OLB...led the team with eight solo tackles, 2.5 sacks and two quarterback pressures...forced a Joe Flacco fumble in the third quarter which was recovered by Woodley for a touchdown...had one solo tackle on special teams...**10/5 at Jacksonville:** Started his 22nd consecutive game at OLB...finished with four solo tackles, including a key six-yard sack and forced fumble by David Garrard on the Jaguars' final possession...key contributor in limiting the Jaguars to only 213 total yards of offense on 54 plays (3.9 avg.)...**10/19 at Cincinnati:** Made his 23rd consecutive start at OLB...finished second (tied) on the team with eight tackles (six solo)...recorded two sacks on Ryan Fitzpatrick to give him 8.5 for the season, tying his career high established in 2007...led the team with five QB pressures and added one pass defense...**10/26 vs. New York Giants:** Made his 24th consecutive start at OLB...had two assisted tackles...led the team with a season-high seven QB pressures...handled the team's long-snapping duties after Greg Warren left the game with a knee injury...had two solo tackles on special teams...**11/3 at Washington:** Made his 25th consecutive start at OLB...finished with nine tackles (five solo)...had 1.5 sacks, giving him 10 for the season, a new career high...had two solo tackles on special teams...**11/9 vs. Indianapolis:** Made his 26th consecutive start at OLB...finished with a season-high 11 tackles (eight solo)...surpassed 200 tackles for his career (204)...had one sack and five QB pressures...recorded one solo tackle on special teams...**11/16 vs.**

San Diego: Played in his 70th career game...finished with five tackles (two solo)...his second quarter sack of Philip Rivers forced a fumble in the end zone that resulted in a safety...notched his first interception at the end of the first half and returned it 33 yards...had one pass defense...had three QB pressures...**11/20 vs. Cincinnati:** Made his 35th career start at OLB...finished with five tackles (four solo)...**11/30 at New England:** Made his 29th consecutive start at OLB...finished with eight tackles (six solo)...recorded two sacks to extend his team-leading total to 14...forced two fumbles, his fifth and sixth of the season...recorded one solo tackle on special teams...**12/7 vs. Dallas:** Made his 30th consecutive start at OLB...finished with seven tackles (six solo), one sack, two QB pressures and one forced fumble...his sack gave him 15 for the season, tying him with Mike Merriweather for the most in a single-season in franchise history...his forced fumble on that same play gave him seven for the season, breaking his career high of six set in 2007...had one solo tackle on special teams...**12/14 at Baltimore:** Made his 31st consecutive start at OLB...finished with seven tackles (one solo) and had three QB pressures...**12/21 at Tennessee:** Played in his 75th career game and made his 32nd consecutive start at OLB...finished with seven tackles (three solo), which gave him 100 tackles in a season for the first time in his career...had one QB pressure...his sack of Kerry Collins in the third quarter gave him 16 for the season, breaking the team's single-season record previously shared with Mike Merriweather...**12/28 vs. Cleveland:** Was inactive due to a hip injury, ending his streak of 32 consecutive starts...**AFC Divisional Game 1/11 vs. San Diego:** Made his second consecutive postseason start at OLB...finished with three tackles (two solo) and had one QB pressure...recorded a sack in the fourth quarter, giving him 2.5 in his postseason career...**AFC Championship Game 1/18 vs. Baltimore:** Made his third consecutive postseason start at OLB...finished with six tackles (five solo) and had three QB pressures...**Super Bowl XLIII 2/1 vs. Arizona:** Made his fourth consecutive postseason start at OLB...finished with four tackles (three solo), one pass defense and two QB pressures...recorded a 100-yard interception return for a touchdown on the final play of the first half, the longest play in Super Bowl history...was his first career postseason interception and touchdown.

2007 (16-16-1-1): Started all 16 games and the playoff loss to Jacksonville at ROLB in first season as a starter...named 2008 Team MVP...was GMC Defensive Player of the Week in Week 9 when he had eight tackles, 3.5 sacks, three forced fumbles, one interception

**James Harrison**

and a fumble recovery against Baltimore...was AFC Defensive Player of the Month for November...named Associated Press All-Pro Second-Team...voted a starter for the AFC in the Pro Bowl, his first career appearance...finished fourth on the team with 80 tackles and led the team with 8.5 sacks and six forced fumbles, all then career highs...also added two fumble recoveries and an interception...tied for second on team with 12 special teams tackles...forced one fumble on special teams...recorded eight tackles, 1.5 sacks and three pass defenses in the playoff loss against Jacksonville...his 1.5 sacks were his first career postseason sacks...**9/9 at Cleveland:** Started at ROLB and tied for the most tackles in the game with seven solo tackles...tallied one-half sack for a loss of five yards...had one quarterback pressure...**9/16 vs. Buffalo:** Started his third consecutive game at ROLB and had one sack for a loss of seven yards before leaving the game due to injury...also had two special teams tackles (one solo)...**9/23 vs. San Francisco:** Started his fourth consecutive game at ROLB...had four solo tackles and added two more on special teams...part of a defensive unit that held Frank Gore to 39 rushing yards...**9/30 at Arizona:** Started at ROLB...registered three tackles (two solo) including a half sack for a loss of four yards...also had one quarterback pressure...saw action on special teams and managed one solo tackle...**10/7 vs. Seattle:** Made his sixth consecutive start at ROLB...tallied six tackles (five solo)...part of a defensive unit that allowed only 144 total yards, 38 rushing yards, 106 passing yards and only eight first downs...also registered one special teams tackle...**10/21 at Denver:** Started at ROLB and played in his 50th career game...racked up a total of eight tackles (seven solo)...also registered his third sack of the season for a loss of three yards...part of a defensive unit that allowed Denver running backs to gain only 54 rushing yards...**10/28 at Cincinnati:** Started at ROLB...racked up seven tackles (five solo)...also caused and recovered a fumble on Kenny Watson, which ended any chances of a Cincinnati comeback late in the fourth quarter...**11/5 vs. Baltimore:** Made his 15th consecutive start at ROLB...earned AFC Defensive Player of the Week honors...paced the team in tackles with nine (eight solo) including 3.5 sacks for a loss of 25.5 yards...forced three fumbles (one on special teams) and one fumble recovery...posted his first interception of the season and the second of his career and returned it for 20 yards...part of a defensive unit that allowed the Ravens only 104 total yards, with 64 coming on the ground and 40 yards by air...the Baltimore offense managed only five first downs all night...**11/11 vs. Cleveland:** Started in his 10th

consecutive game at ROLB...racked up four tackles (three solo)...recorded one quarterback pressure and two caused fumbles...part of a defensive unit that allowed only 163 total yards, including 40 rushing and 123 passing yards...also added two solo special teams tackles...**11/18 at New York Jets:** Made his 11th consecutive start at ROLB...tallied four solo tackles, including one sack on Kellen Clemens for a loss of nine yards...added three quarterback hits...also managed to rack up two special teams tackles (one solo)...**11/26 vs. Miami:** Started at ROLB, while playing in his 55th career game...recorded two solo tackles...added one sack on Dolphins QB John Beck in the fourth quarter for a loss of five yards...part of a defense that gave up only 159 total yards, including 49 rushing, 110 passing and only nine first downs...**12/2 vs. Cincinnati:** Made his 20th career start at ROLB...finished the game with four tackles (three solo) and one pressure on Bengals' quarterback Carson Palmer...**12/9 at New England:** Played in his 20th consecutive game, while starting at ROLB...finished with four tackles (three solo) and one pressure on Patriots' quarterback Tom Brady...**12/16 vs. Jacksonville:** Made his 15th consecutive start at ROLB...totaled seven tackles (five solo) with one hit on Jaguars' quarterback David Garrard...also had one solo special teams tackle...**12/20 at St. Louis:** Made his 23rd career start at ROLB...finished with three tackles (two solo) and one pass defended...**12/30 at Baltimore:** Made his 17th consecutive start at ROLB...finished with seven tackles (six solo)...**AFC Wild Card Game 1/5 vs. Jacksonville:** Registered his fifth consecutive playoff appearance and his first playoff start at ROLB...tallied eight tackles (four solo)...registered his first career postseason sack for a loss of five yards...added a half-sack in the fourth quarter.

2006 (11-1): Made his lone start of the season in the season finale in place of the injured Clark Haggans...finished the season with eight tackles on defense and 15 special teams tackles...**9/7 vs. Miami:** Logged three defensive snaps and registered two quarterback hurries/pressures...recorded one solo special teams tackle...**9/18 at Jacksonville:** Recorded a game-high four special teams tackles...**9/24 vs. Cincinnati:** Saw action on special teams...led the team with two solo special teams tackles...**10/8 at San Diego:** Saw action on special teams before suffering a high ankle sprain and did not return...**10/15 vs. Kansas City:** Was inactive with an ankle injury...**10/22 at Atlanta:** Was inactive due to ankle injury...**10/29 at Oakland:** Was inactive due to ankle injury...**11/5 vs. Denver:** Was inactive...**11/12 vs. New Orleans:** Was inactive...**11/19 at Cleveland:** Was active for the first

James Harrison

time since his ankle injury...**11/26 at Baltimore:** Collected two special teams tackles [one solo]...**12/3 vs. Tampa Bay:** Recorded two tackles [one solo] and one quarterback hurry/pressure...added two special teams tackles [one solo]...**12/7 vs. Cleveland:** Saw action on special teams and had a game-high three solo special teams tackles...**12/17 at Carolina:** Collected one tackle and one quarterback hurry/pressure...added one solo special teams tackle...blocked a punt in the second quarter that led to a Steelers touchdown and a 17-0 lead, the first punt block for the team since 2002...**12/24 vs. Baltimore:** Collected two tackles...**12/31 at Cincinnati:** Started at ROLB for the injured Clark Haggans...recorded three solo tackles...added one quarterback hurry/pressure.

2005 (16-3/2-0): Played in all 16 games and two of the four postseason games...made three starts during the regular season when Clark Haggans was sidelined with an injury...missed the AFC Divisional Playoff Game and the AFC Championship Game with an ankle injury...finished the season with a then-career-high 21 solo defensive tackles...posted three sacks on the year and also had his first career interception [Week 5 at San Diego]...**9/11 vs. Tennessee:** Recorded two solo tackles...**9/18 at Houston:** Recorded his first sack of the season...led team with three solo special teams tackles...**9/25 vs. New England:** Logged only three defensive snaps but registered a sack for a loss of eight yards...also had a special teams tackle...**10/10 at San Diego:** Started at LOLB in place of injured starter Clark Haggans...intercepted first career pass off of Drew Brees and returned it 25 yards...registered six defensive tackles [four solo], including three stops for loss and defended one pass...**10/16 vs. Jacksonville:** Started for the second consecutive game at LOLB...finished with seven tackles [six solo]...had a sack for seven yards and two quarterback hurries/pressures...**10/23 at Cincinnati:** Started third straight game at LOLB for the injured Clark Haggans...recorded five tackles [three solo] and one tackle for a loss...also added a quarterback hurry/pressure and a pass defense...**10/31 vs. Baltimore:** Saw action as backup OLB with the return of Clark Haggans...finished with two solo tackles and a tackle for a loss...**11/6 at Green Bay:** Recorded one solo tackle on 20 snaps and added a solo special teams tackle...**11/13 vs. Cleveland:** Recorded two tackles [one solo]...played on special teams and recorded three tackles [one solo]...**11/20 at Baltimore:** Recorded two tackles...added three special teams tackles [two solo]...**11/28 at Indianapolis:** Saw action as a reserve linebacker and on special teams...**12/4 vs. Cincinnati:** Played on special teams

and recorded one special teams tackle...**12/11 vs. Chicago:** Played on special teams and recorded two special teams tackles [one solo]...**12/18 at Minnesota:** Recorded one assisted tackle for a loss of one yard on his only snap on defense...on that play he stopped Ciattick Fason on a third-and-one to hold the Vikings to a field goal...played on special teams...**12/24 at Cleveland:** Recorded four special teams tackles [two solo]...deflected a Kyle Richardson punt that traveled eight yards...made highlights when he slammed a fan to the ground for trespassing onto the field...**1/1 vs. Detroit:** Played on special teams but did not record a tackle...**AFC Wild Card Game 1/8 at Cincinnati:** Played on special teams...made one assisted tackle on special teams...injured right ankle in the first quarter while making tackle and did not return...**AFC Divisional Game 1/15 at Indianapolis:** Did not play due to ankle injury...**AFC Championship Game 1/22 at Denver:** Did not play due to ankle injury...**Super Bowl XL 2/5 vs. Seattle:** Led the special teams with three tackles [two solo].

2004 (16-4/2-0): Saw action in all 16 games, starting four...had his first career TD on a fumble return at Buffalo [Week 17]...finished the season with a career-high 25 special teams tackles...**9/12 vs. Oakland:** Tied Sean Morey for team honors with three special teams tackles [two solo]...**9/19 at Baltimore:** Had three special teams tackles...**9/26 at Miami:** Was credited with two special teams assists...**10/3 vs. Cincinnati:** Was credited with two special teams assists...**10/10 vs. Cleveland:** Registered one special teams assist...**10/17 at Dallas:** Finished with two special teams tackles [one solo]...**10/31 vs. New England:** Registered one solo special teams tackle...**11/7 vs. Philadelphia:** Was credited with one special teams assist...**11/14 at Cleveland:** Performed superbly when he was thrust into his first career start when Joey Porter was ejected prior to the game because of a pre-game brawl...registered his first quarterback sack...finished with six total tackles [five solo]...also was credited with a quarterback hurry/pressure and a pass defense...**11/21 at Cincinnati:** Registered two special teams tackles [one solo]...**11/28 vs. Washington:** Had a big day on special teams, registering a team-high six special teams tackles [five solo]...**12/5 at Jacksonville:** Had one special teams assist...played one defensive snap...**12/12 vs. New York Jets:** Produced another solid performance filling in for injured Clark Haggans...finished with six total tackles [four solo]...also was credited with one solo special teams tackle...**12/18 at New York Giants:** Made his second career start for Haggans...finished with five to-



James Harrison

tal tackles (two solo)...also was credited with one pass defended...**12/26 vs. Baltimore:** Had another strong game in place of the injured Haggans...finished with five total tackles (four solo)...also was credited with four quarterback hurries/pressures and two passes defended...**1/2 at Buffalo:** Scored his first career TD on a sack and forced fumble by Ricardo Colclough that he retrieved in midair and raced 18 yards for a score...also recorded three total tackles—all solo...**AFC Divisional Game 1/15 vs. New York Jets:** Led the team with three special teams tackles...**AFC Championship Game 1/23 vs. New England:** Was credited with two special teams tackles (one solo).

2003 [0-0]: Made final roster but was released two days later (9/13)...was signed to practice squad (9/17) but was eventually released (10/7) and did not play for the remainder of the season.

2002 [1-0/0-0]: Originally joined team as a rookie free agent...was released Sept. 1 and then re-signed to the practice squad Sept. 3...was activated to roster Dec. 17 when running back Verron Haynes was placed on

the Reserve/Injured List...dressed in the final regular season game and played special teams...was inactive for both postseason games.

COLLEGE

Was an All-MAC First Team selection at outside linebacker in 2001...finished third in the league's Defensive Player of the Year balloting...registered 98 tackles (72 solo), three interceptions, five passes defended, forced three fumbles and recovered one fumble...led the MAC with 15 quarterback sacks and ranked second in the conference with 20 tackles for losses...was named the team's Outstanding Defensive Player in 2000 and 2001...led team with 106 tackles (65 solo) and 13 tackles for a loss...moved into the starting lineup for the final three games of the 1999 season...finished fifth on the team with 67 tackles (42 solo)...led team with eight tackles for a loss...majored in general studies.

PERSONAL

Attended Coventry High School in Akron, Ohio...is the son of Mildred and James Sr....Full name: James Harrison, Jr.

Harrison's 2009 Game-by-Game Statistics

Date	Opponent	GP	GS	T	AT	TOT	Sacks	Yds	Int/Yds	PD	FF	FR
9/10	TENNESSEE	1	1	4	0	4	0.0	0.0	0/0	1	1	0
9/20	at Chicago	1	1	2	1	3	0.0	0.0	0/0	0	1	0
9/27	at Cincinnati	1	1	3	1	4	1.0	0.0	0/0	1	0	0
10/4	SAN DIEGO	1	1	5	0	5	2.0	10.0	0/0	0	1	0
10/11	at Detroit	1	1	4	1	5	3.0	24.0	0/0	0	1	0
10/18	CLEVELAND	1	1	2	2	4	0.0	0.0	0/0	0	0	1
10/25	MINNESOTA	1	1	6	1	7	2.0	14.0	0/0	0	0	0
11/9	at Denver	1	1	6	1	7	0.0	0.0	0/0	0	0	0
11/15	CINCINNATI	1	1	1	2	3	1.0	10.0	0/0	0	0	0
11/22	at Kansas City	1	1	3	3	6	1.0	4.0	0/0	0	0	0
11/29	at Baltimore	1	1	1	2	3	0.0	0.0	0/0	0	0	0
12/6	OAKLAND	1	1	4	4	8	0.0	0.0	0/0	0	0	0
12/10	at Cleveland	1	1	4	1	5	0.0	0.0	0/0	0	0	0
12/20	GREEN BAY	1	1	1	0	1	0.0	0.0	0/0	0	0	0
12/27	BALTIMORE	1	1	3	1	4	0.0	0.0	0/0	0	1	0
1/3	at Miami	1	1	4	0	4	0.0	0.0	0/0	0	0	0
SEASON TOTALS		16	16	53	20	73	10.0	62.0	0/0	2	5	1

Harrison's 2008 Game-by-Game Statistics

Date	Opponent	GP	GS	T	AT	TOT	Sacks	Yds	Int/Yds	PD	FF	FR
9/7	HOUSTON	1	1	7	3	10	3.0	20.0	0/0	0	1	0
9/14	at Cleveland	1	1	4	0	4	0.0	0.0	0/0	0	0	0
9/21	at Philadelphia	1	1	4	1	5	0.0	0.0	0/0	0	0	0
9/29	BALTIMORE	1	1	8	0	8	2.5	30.0	0/0	0	1	0
10/5	at Jacksonville	1	1	4	0	4	1.0	6.0	0/0	0	1	0
10/19	at Cincinnati	1	1	6	2	8	2.0	21.0	0/0	1	0	0
10/26	NEW YORK GIANTS	1	1	0	2	2	0.0	0.0	0/0	0	0	0
11/3	at Washington	1	1	5	4	9	1.5	13.5	0/0	0	0	0
11/9	INDIANAPOLIS	1	1	8	3	11	1.0	1.0	0/0	0	0	0
11/16	SAN DIEGO	1	1	2	3	5	1.0	3.0	1/33	1	1	0
11/20	CINCINNATI	1	1	4	1	5	0.0	0.0	0/0	0	0	0
11/30	at New England	1	1	6	2	8	2.0	8.0	0/0	0	2	0
12/7	DALLAS	1	1	6	1	7	1.0	2.0	0/0	0	1	0
12/14	at Baltimore	1	1	1	6	7	0.0	0.0	0/0	0	0	0

2010 PLAYERS

James Harrison

Harrison's 2008 Game-by-Game Statistics (Continued)

Date	Opponent	GP	GS	T	AT	TOT	Sacks	Yds	Int/Yds	PD	FF	FR
12/21	at Tennessee	1	1	3	4	7	1.0	10.0	0/0	0	0	0
12/28	CLEVELAND						INACTIVE					
SEASON TOTALS		15	15	68	32	100	16.0	114.5	1/33	2	7	0
POSTSEASON												
1/11	SAN DIEGO	1	1	2	1	3	1.0	7.0	0/0	0	0	0
1/18	BALTIMORE	1	1	5	1	6	0.0	0.0	0/0	0	0	0
2/1	vs. Arizona	1	1	3	1	4	0.0	0.0	1/100	1	0	0
POSTSEASON TOTALS		3	3	10	3	13	1.0	7.0	1/100	1	0	0

Harrison's 2007 Game-by-Game Statistics

Date	Opponent	GP	GS	T	AT	TOT	Sacks	Yds	Int	PD	FF	FR
9/9	at Cleveland	1	1	7	0	7	0.5	5.0	0/0	0	0	0
9/16	BUFFALO	1	1	1	0	1	1.0	7.0	0/0	0	0	0
9/23	SAN FRANCISCO	1	1	4	0	4	0.0	0.0	0/0	0	0	0
9/30	at Arizona	1	1	2	1	3	0.5	4.0	0/0	0	0	0
10/7	SEATTLE	1	1	5	1	6	0.0	0.0	0/0	0	0	0
10/21	at Denver	1	1	7	1	8	1.0	3.0	0/0	0	0	0
10/28	at Cincinnati	1	1	5	2	7	0.0	0.0	0/0	0	0	0
11/5	BALTIMORE	1	1	8	1	9	3.5	25.5	1/20	1	3	1
11/11	CLEVELAND	1	1	3	1	4	0.0	0.0	0/0	0	2	0
11/18	at New York Jets	1	1	4	0	4	1.0	9.0	0/0	0	0	0
11/25	MIAMI	1	1	2	0	2	1.0	5.0	0/0	0	1	0
12/2	CINCINNATI	1	1	3	1	4	0.0	0.0	0/0	0	0	0
12/9	at New England	1	1	3	1	4	0.0	0.0	0/0	0	0	0
12/16	JACKSONVILLE	1	1	5	2	7	0.0	0.0	0/0	0	0	0
12/20	at St. Louis	1	1	2	1	3	0.0	0.0	0/0	1	0	0
12/30	at Baltimore	1	1	6	1	7	0.0	0.0	0/0	0	0	0
SEASON TOTALS		16	16	67	13	80	8.5	58.5	1/20	2	6	1
POSTSEASON												
1/5	JACKSONVILLE	1	1	4	4	8	1.5	11.0	0/0	3	0	0
POSTSEASON TOTALS		1	1	4	4	8	1.5	11.0	0/0	3	0	0

Harrison's 2006 Game-by-Game Statistics

Date	Opponent	GP	GS	T	AT	TOT	Sacks	Yds	Int	PD	FF	FR
9/7	MIAMI	1	0	0	0	0	0.0	0.0	0/0	0	0	0
9/18	at Jacksonville	1	0	0	0	0	0.0	0.0	0/0	0	0	0
9/24	CINCINNATI	1	0	0	0	0	0.0	0.0	0/0	0	0	0
10/8	at San Diego	1	0	0	0	0	0.0	0.0	0/0	0	0	0
10/15	KANSAS CITY						INACTIVE					
10/22	at Atlanta						INACTIVE					
10/29	at Oakland						INACTIVE					
11/5	DENVER						INACTIVE					
11/12	NEW ORLEANS						INACTIVE					
11/19	at Cleveland	1	0	0	0	0	0.0	0.0	0/0	0	0	0
11/26	at Baltimore	1	0	0	0	0	0.0	0.0	0/0	0	0	0
12/3	TAMPA BAY	1	0	1	1	2	0.0	0.0	0/0	0	0	0
12/7	CLEVELAND	1	0	0	0	0	0.0	0.0	0/0	0	0	0
12/17	at Carolina	1	0	0	1	1	0.0	0.0	0/0	0	0	0
12/24	BALTIMORE	1	0	0	2	2	0.0	0.0	0/0	0	0	0
12/31	at Cincinnati	1	1	3	0	3	0.0	0.0	0/0	0	0	0
SEASON TOTALS		11	1	4	4	8	0.0	0.0	0/0	0	0	0

Harrison's 2005 Game-by-Game Statistics

Date	Opponent	GP	GS	T	AT	TOT	Sacks	Yds	Int	PD	FF	FR
9/11	TENNESSEE	1	0	2	0	2	0.0	0.0	0/0	0	0	0
9/18	at Houston	1	0	1	0	1	1.0	4.0	0/0	0	0	0
9/25	NEW ENGLAND	1	0	1	0	1	1.0	8.0	0/0	0	0	0
10/10	at San Diego	1	1	4	2	6	0.0	0.0	1/25	1	0	0
10/16	JACKSONVILLE	1	1	6	1	7	1.0	7.0	0/0	0	0	0
10/23	at Cincinnati	1	1	3	2	5	0.0	0.0	0/0	1	0	0
10/31	BALTIMORE	1	0	2	0	2	0.0	0.0	0/0	0	0	0
11/6	at Green Bay	1	0	1	0	1	0.0	0.0	0/0	0	0	0
11/13	CLEVELAND	1	0	1	1	2	0.0	0.0	0/0	0	0	0
11/20	at Baltimore	1	0	0	2	2	0.0	0.0	0/0	0	0	0
11/28	at Indianapolis	1	0	0	0	0	0.0	0.0	0/0	0	0	0
12/4	CINCINNATI	1	0	0	0	0	0.0	0.0	0/0	0	0	0

**Harrison's 2005 Game-by-Game Statistics (Continued)**

Date	Opponent	GP	GS	T	AT	TOT	Sacks	Yds	Int/Yds	PD	FF	FR
12/11	CHICAGO	1	0	0	0	0	0.0	0.0	0/0	0	0	0
12/18	at Minnesota	1	0	0	1	1	0.0	0.0	0/0	0	0	0
12/24	at Cleveland	1	0	0	0	0	0.0	0.0	0/0	0	0	0
1/1	DETROIT	1	0	0	0	0	0.0	0.0	0/0	0	0	0
SEASON TOTALS		16	3	21	9	30	3.0	19.0	1/25	2	0	0

POSTSEASON

1/8	at Cincinnati	1	0	0	0	0	0.0	0.0	0/0	0	0	0
1/15	at Indianapolis						INACTIVE					
1/22	at Denver						INACTIVE					
2/5	vs. Seattle	1	0	0	0	0	0.0	0.0	0/0	0	0	0
POSTSEASON TOTALS		2	0	0	0	0	0.0	0.0	0/0	0	0	0

Harrison's 2004 Game-by-Game Statistics

Date	Opponent	GP	GS	T	AT	TOT	Sacks	Yds	Int	PD	FF	FR
9/12	OAKLAND	1	0	0	0	0	0.0	0.0	0/0	0	0	0
9/19	at Baltimore	1	0	0	0	0	0.0	0.0	0/0	0	0	0
9/26	at Miami	1	0	0	0	0	0.0	0.0	0/0	0	0	0
10/3	CINCINNATI	1	0	0	0	0	0.0	0.0	0/0	0	0	0
10/10	CLEVELAND	1	0	0	0	0	0.0	0.0	0/0	0	0	0
10/17	at Dallas	1	0	0	0	0	0.0	0.0	0/0	0	0	0
10/31	NEW ENGLAND	1	0	0	0	0	0.0	0.0	0/0	0	0	0
11/7	PHILADELPHIA	1	0	0	0	0	0.0	0.0	0/0	0	0	0
11/14	at Cleveland	1	1	5	1	6	1.0	3.0	0/0	1	0	0
11/21	at Cincinnati	1	0	0	0	0	0.0	0.0	0/0	0	0	0
11/28	WASHINGTON	1	0	0	0	0	0.0	0.0	0/0	0	0	0
12/5	at Jacksonville	1	0	0	0	0	0.0	0.0	0/0	0	0	0
12/12	NEW YORK JETS	1	0	4	2	6	0.0	0.0	0/0	0	0	0
12/18	at New York Giants	1	1	2	3	5	0.0	0.0	0/0	1	0	0
12/26	BALTIMORE	1	1	4	1	5	0.0	0.0	0/0	2	0	0
1/2	at Buffalo	1	1	3	0	3	0.0	0.0	0/0	0	0	1
SEASON TOTALS		16	4	18	7	25	1.0	3.0	0/0	4	0	1

POSTSEASON

1/15	NEW YORK JETS	1	0	0	0	0	0.0	0.0	0/0	0	0	0
1/23	NEW ENGLAND	1	0	0	0	0	0.0	0.0	0/0	0	0	0
POSTSEASON TOTALS		2	0	0	0	0	0.0	0.0	0/0	0	0	0

Harrison's Career Statistics**REGULAR SEASON**

Year	Team	GP	GS	T	AT	TOT	Sacks	Yds	Int	PD	FF	FR
2002	Pittsburgh	1	0	0	0	0	0.0	0.0	0/0	0	0	0
2003	Pittsburgh	0	0	0	0	0	0.0	0.0	0/0	0	0	0
2004	Pittsburgh	16	4	18	7	25	1.0	3.0	0/0	4	0	1
2005	Pittsburgh	16	3	21	9	30	3.0	19.0	1/25	2	0	0
2006	Pittsburgh	11	1	4	4	8	0.0	0.0	0/0	0	0	0
2007	Pittsburgh	16	16	67	13	80	8.5	58.5	1/20	2	6	1
2008	Pittsburgh	15	15	68	32	100	16.0	114.5	1/33	2	7	0
2009	Pittsburgh	16	16	53	20	73	10.0	62.0	0/0	2	5	1
NFL Totals		91	55	231	85	316	38.5	259.0	3/78	12	18	3

Special Teams Tackles (82): 0 in '02, 0 in '03, 25 in '04, 18 in '05, 15 in '06, 12 in '07, 12 in '08 and 0 in '09.

Additional Statistics: Scored on a fumble recovery against Buffalo in 2004 and forced a fumble on special teams against Baltimore in 2007.

POSTSEASON

Year	Team	GP	GS	T	AT	TOT	Sacks	Yds	Int	PD	FF	FR
2002	Pittsburgh	0	0	0	0	0	0.0	0.0	0/0	0	0	0
2004	Pittsburgh	2	0	0	0	0	0.0	0.0	0/0	0	0	0
2005	Pittsburgh	2	0	0	0	0	0.0	0.0	0/0	0	0	0
2007	Pittsburgh	1	1	4	4	8	1.5	11.0	0/0	3	0	0
2008	Pittsburgh	3	3	10	3	13	1.0	7.0	1/100	1	0	0
NFL Totals		8	4	14	7	21	2.5	18.0	1/100	4	0	0

Justin Hartwig C

HEIGHT — 6-5
 WEIGHT — 312
 COLLEGE — Kansas
 BIRTHDATE — Nov. 21, 1978

BIRTHPLACE — Mankato, Minn.
 HOW ACQUIRED — FA-'08
 NFL EXPERIENCE — 9th Year

62



PRO

(99-95/5-5): Signed a four-year contract with the Steelers on September 8, 2009...

originally signed with the Steelers on March 25, 2008 as a free agent (Carolina)...started all 16 regular-season games and three playoff games in his first season with Pittsburgh...named to 2008 *USA Today* All-Joe Team...played 17 games with 16 starts at center for the Carolina Panthers from 2006-2007...signed by Carolina on March 16, 2006 as an unrestricted free agent (Tennessee)...started 47 games for the Titans at center from 2003-2005...anchored a Tennessee offensive line that ranked eighth in the NFL in 2005 and sixth in the NFL in 2003 in sacks per pass play...received the offensive game ball for his performance at Miami on September 11, 2004...earned the starting center job for Tennessee during the 2003 preseason after never having played the positions in his career...originally selected by Tennessee in the sixth round (187th overall) of the 2002 NFL Draft.

2009 (16-16): Started all 16 games at C...provided protection for QB Ben Roethlisberger to throw for more than 4,300 yards, 26 touchdowns, and complete 66 pct. of his passes during his record-setting season...**9/10 vs. Tennessee:** Made his 17th consecutive start at C...provided protection for Roethlisberger to complete 33-of-43 (76.7 pct.) passes for 363 yards with one touchdown...**9/20 at Chicago:** Made his 18th consecutive start at C...provided protection for Roethlisberger to complete 23-of-35 passes (65.7 pct.) for 221 yards with one touchdown...**9/27 at Cincinnati:** Made his 19th consecutive start at C...paved way for Willie Parker to rush 25 times for 93 yards (3.7 avg.) with a long of 24...**10/4 vs. San Diego:** Made his 20th consecutive start at C...paved the way for Rashard Mendenhall to rush 165 yards in 29 attempts (5.7 avg.) with two touchdowns...**10/11 at Detroit:** Made his 21st consecutive start at C...provided protection for Roethlisberger to complete 23-of-30 passes (76.7 pct.) for 277 yards with three touchdowns...**10/18 vs. Cleveland:** Made his 22nd consecutive start at C...provided protection for Roethlisberger to complete 23-of-35 passes (65.6 pct.) for 417 yards with two touchdowns...**10/25 vs. Minnesota:** Made his 23rd consecutive start at C...provided

protection for Roethlisberger to complete 14-of-26 passes (53.8 pct.) for 175 yards with one touchdown...**11/9 at Denver:** Made his 24th consecutive start at C...provided protection for Roethlisberger to complete 21-of-29 passes (72.4 pct.) for 233 yards with one touchdown...paved the way for Rashard Mendenhall to rush 22 times for 155 yards (7.0 avg.) with a long of 36...**11/15 vs. Cincinnati:** Made his 25th consecutive start at C...provided protection for Roethlisberger to complete 20-of-40 passes (50.0 pct.) for 174 yards...**11/22 at Kansas City:** Made his 26th start at C...provided protection for Roethlisberger to complete 32-of-42 passes (76.2 pct.) for 398 yards with three touchdowns...**11/29 at Baltimore:** Made his 27th start at C...paved the way for Rashard Mendenhall to rush 95 yards in 24 attempts (4.0 avg.) with a long of 15...marked the first time of the season the offensive line did not allow a sack...**12/6 vs. Oakland:** Made his 28th start at C...paved the way for Mendenhall to rush 103 yards in 20 attempts (5.2 avg.) with one touchdown...provided protection for Roethlisberger to complete 18-of-24 passes (75.0 pct.) for 278 yards with two touchdowns...**12/10 at Cleveland:** Made his 29th start at C...provided protection for Roethlisberger to complete 18-of-32 passes (56.2 pct.) for 201 yards with a long of 24...**12/20 vs. Green Bay:** Made his 30th start at C...provided protection for Roethlisberger to complete 29-of-46 passes (63.0 pct.) for 503 yards and three touchdowns...**12/27 vs. Baltimore:** Made his 31st start at C...provided protection for Roethlisberger to complete 17-of-33 passes (51.5 pct.) for 259 yards with one touchdown...**1/3 at Miami:** Made his 32nd start at C...provided protection for Roethlisberger to complete 18-of-27 passes (66.7 pct.) for 220 yards and three touchdowns...paved the way for Mendenhall to rush 94 yards in 20 attempts (4.7 avg.) with a long of 36 and Willie Parker to rush 91 yards in 12 attempts (7.6 avg.) with a long of 34.

2008 (16-16/3-3): Started all 16 regular-season games at C for the third time in his career...named to the *USA Today* All-Joe team...paved way for Willie Parker to rush for 146 yards on 27 attempts (5.4 avg.) with two touchdowns against the Chargers in the AFC Divisional



Justin Hartwig

MEDIA INFORMATION

FOOTBALL STAFF

2010 PLAYERS

2009 IN REVIEW

STEELERS HISTORY

RECORDS

Game, the third-most rushing yards in team postseason history...**9/7 vs. Houston:** Made his Steelers debut and registered his 64th career start at center...his blocking helped pave the way for the Steelers to rush 39 times for 183 yards (4.7 avg.) with three touchdowns as a team...**9/14 at Cleveland:** Made his 65th career start and provided protection for Ben Roethlisberger to complete 12-of-19 passes for 186 yards with one touchdown and a passer rating of 113.0...**9/21 at Philadelphia:** Made his third consecutive start at C...**9/29 vs. Baltimore:** Made his 67th career start at C...**10/5 at Jacksonville:** Made his fifth consecutive start at C...helped clear the way for Melwele Moore to rush for 99 yards on 17 attempts (5.8 avg.)...**10/19 at Cincinnati:** Made his sixth consecutive start at C...provided the protection for Roethlisberger to finish 17-of-28 passing for 216 yards with two touchdowns and a passer rating of 108.6...key cog of an offensive line which held the Bengals without a sack...**10/26 vs. New York Giants:** Started his 70th career game...helped pave the way for Moore to rush for 84 yards on 19 attempts (4.4 avg.) with a long of 32 and one touchdown...**11/3 at Washington:** Made his eighth consecutive start at C...paved the way for Parker to rush for 70 yards on 21 attempts (3.3 avg.) with one touchdown and a long of 13 yards...**11/9 vs. Indianapolis:** Made his ninth consecutive start at C...paved the way for Moore to score two rushing touchdowns, the third time in 2008 that a Steelers' running back has scored multiple rushing touchdowns in one game...**11/16 vs. San Diego:** Made his 10th consecutive start at C...provided protection for Roethlisberger to complete 31-of-41 passes for 308 yards and a passer rating of 96.4...**11/20 vs. Cincinnati:** Made his 11th consecutive start at C...provided protection for Roethlisberger to complete 17-of-30 passes for 243 yards with one touchdown and a passer rating of 94.2...**11/30 at New England:** Made his 75th career start at center...provided protection for Roethlisberger to complete 17-of-33 passes for 179 yards with two touchdowns and one interception...paved way for the offense to rush for 161 yards as a team on 34 attempts (4.7 avg.) with one touchdown and a long of 31 yards...**12/7 vs. Dallas:** Played in his 80th career game and made his 13th consecutive start at C...provided protection for Roethlisberger to complete 17-of-33 passes for 204 yards with one touchdown for a passer rating of 80.9...**12/14 at Baltimore:** Made his 14th consecutive start at C...provided protection for Roethlisberger to complete 22-of-40 passes for 246 yards with one touchdown for a passer rating of 81.9...**12/21 at Tennessee:** Made his 15th consecutive start at C...provided pro-

tection for Roethlisberger to pass for a season-high 329 yards on 25-of-39 passing with two touchdowns and two interceptions...**12/28 vs. Cleveland:** Made his 16th consecutive start at C...paved way for Parker to rush for 116 yards on 23 attempts (5.0 avg.) with one touchdown...**AFC Divisional Game 1/11 vs. San Diego:** Made his third consecutive postseason start at C...paved way for Parker to rush for 146 yards on 27 attempts (5.4 avg.) with two touchdowns...**AFC Championship Game 1/18 vs. Baltimore:** Made his fourth consecutive postseason start at C...provided protection for Roethlisberger to complete 16-of-33 passes for 255 yards with one touchdown for a passer rating of 84.8...**Super Bowl XLIII 2/1 vs. Arizona:** Made his fifth consecutive postseason start at C...provided protection for Roethlisberger to complete 21-of-30 passes for 256 yards with one touchdown and one interception for a passer rating of 93.2.

2007 (15-15): Started 15 games at center...was placed on the Reserve/Injured List on December 23...anchor of an offense that rushed for 1,824 yards (4.0 avg.)...**9/9 at St. Louis:** Started at center...helped pave the way for a season-high 186 rushing yards...**9/16 vs. Houston:** Started at center...provided protection to allow Jake Delhomme to throw for a season-high 287 yards...**9/23 at Atlanta:** Started at center...cleared the way for the team to rush for 176 yards...**9/30 vs. Tampa Bay:** Started at center...**10/7 at New Orleans:** Started at center...unit allowed only one sack...**10/14 at Arizona:** Started at center...helped pave the way to 181 rushing yards, the second-most of the season...**10/28 vs. Indianapolis:** Started at center...part of a unit which allowed zero sacks...**11/4 at Tennessee:** Started at center...**11/11 vs. Atlanta:** Started at center...**11/18 at Green Bay:** Started at center...helped clear the way for the team to rush for 131 yards...**11/25 vs. New Orleans:** Started at center...anchor of a unit which allowed only one sack...**12/2 vs. San Francisco:** Started at center...leader of a unit which ran for 166 yards and had 323 yards of total offense...**12/9 at Jacksonville:** Started at center...**12/16 vs. Seattle:** Started at center...helped pave the way for the team to rush for 114 yards...**12/22 vs. Dallas:** Started at center...placed on the Reserve/Injured List on December 23.

2006 (2-1): Signed by the Carolina Panthers as an unrestricted free agent on March 16 (Tennessee)...started the season opener at center against Atlanta on September 10...missed six straight games due to a groin injury before appearing as a reserve against Dallas on October 29...was inactive for two more weeks before being placed on the Reserve/Injured

Justin Hartwig

List on November 24....**9/10 vs. Atlanta:** Started at center and helped the team gain 280 yards of total offense....**9/17 at Minnesota:** Was inactive due to a groin injury....**9/24 at Tampa Bay:** Was inactive....**10/1 vs. New Orleans:** Was inactive....**10/8 vs. Cleveland:** Was inactive....**10/15 at Baltimore:** Was inactive....**10/22 at Cincinnati:** Dressed but did not play....**10/29 vs. Dallas:** Played as a reserve....**11/13 vs. Tampa Bay:** Was inactive....**11/19 vs. St. Louis:** Was inactive....**11/24:** Placed on the Reserve/Injured List.

2005 [16-16]: Started all 16 games at center for the second time in career...anchored offensive line that tied for 10th in the NFL for fewest sacks allowed with 31 and finished eighth in sacks per play, yielding only one sack every 20.2 pass plays...led an offense that ranked ninth in league in passing with an average of 224.8 yards per game....**9/11 at Pittsburgh:** Started at center and led an offensive unit which generated 303 total yards....**9/18 vs. Baltimore:** Started at center for an offense that produced 25 points in a victory....**9/25 at St. Louis:** Started at center and provided the protection for Steve McNair to pass for two touchdowns....**10/2 vs. Indianapolis:** Started at center....**10/9 at Houston:** Started at center and led an offensive attack which produced 34 points....**10/16 vs. Cincinnati:** Started at center and cleared the way for Chris Brown to rush for 84 yards and two touchdowns....**10/23 at Arizona:** Started at center and anchored an offensive unit which gained 348 yards of total offense....**10/30 vs. Oakland:** Started at center and was part of an offensive line which allowed Brown to rush for 97 yards and a touchdown....**11/6 at Cleveland:** Started at center and helped provide protection for McNair to throw for 235 yards....**11/20 vs. Jacksonville:** Started at center as the offense had 254 total yards....**11/27 vs. San Francisco:** Started at center as the offensive line provided the protection for McNair to pass for 343 yards and three touchdowns....**12/4 at Indianapolis:** Started at center....**12/11 vs. Houston:** Started at center as the Titans had 301 yards of total offense....**12/18 vs. Seattle:** Started at center and anchored an offensive line which allowed McNair to pass for 310 yards and two touchdowns....**12/24 at Miami:** Started at center and cleared the way for the Titans to rush for 92 yards....**1/1 at Jacksonville:** Started at center.

2004 [15-15]: Started 15 games at center and helped the Titans offense finish 11th in the NFL, which included Chris Brown's 1,067 rushing yards and 3,829 combining passing yards between the team's two starting quarterbacks, Steve McNair and Billy Volek...did not

play at Oakland in Week 15 due to a laceration of his right ring finger...was awarded the game ball for his performance at Miami in Week 1 after the team gained 182 rushing yards in a 17-7 season-opening victory....**9/11 at Miami:** Started at center...earned the game ball after helping Chris Brown rush for his first career 100-yard game....**9/19 vs. Indianapolis:** Started at center and again paved the way for Brown to have a huge day with 152 rushing yards....**9/26 vs. Jacksonville:** Started at center as offensive line again cleared the way for Brown to go over the century mark with 101 yards....**10/3 at San Diego:** Started at center as the offense racked up 329 yards of total offense....**10/11 at Green Bay:** Started at center and led an offensive line which did not allow a sack....**10/17 vs. Houston:** Started at center and helped provide the protection for McNair to pass for 210 yards and one touchdown....**10/24 at Minnesota:** Started at center....**10/31 vs. Cincinnati:** Started at center and was part of a unit which allowed Brown to rush for 147 yards....**11/14 vs. Chicago:** Started at center and anchored an offense which passed for 318 yards and two touchdowns....**11/21 at Jacksonville:** Started at center as the Titans again ran for over 100 yards, led by Antowain Smith's 95 yards....**11/28 at Houston:** Started at center and led an offensive attack which generated 355 yards of total offense....**12/5 at Indianapolis:** Started at center and again paved the way for Brown to exceed the century mark with 104 rushing yards....**12/13 vs. Kansas City:** Started at center as the offense had a huge day statistically with 542 total yards and 426 yards passing by Volek...left the game in the third quarter with a right finger laceration....**12/19 at Oakland:** Was inactive due to a right finger laceration....**12/25 vs. Denver:** Started at center....**1/2 vs. Detroit:** Started at center as the offensive line held the Lions without a sack.

2003 [16-16/2-2]: Started every game at center and helped Steve McNair lead the league in passing (100.4 rating) while Eddie George recorded his seventh 1,000-yard rushing season (1,031)...team totaled eight regular-season games and one playoff game with 100 or more rushing yards...member of offensive line ranked tied for sixth in the league in fewest sacks allowed with 25...offense ranked fourth overall in AFC (eighth in NFL)...won starting center job with four preseason starts after never playing center prior to training camp....**9/7 vs. Oakland:** Made first career start at center in the Titans' opening day win....**9/14 at Indianapolis:** Started at center....**9/21 vs. New Orleans:** Started at center and paved the way for George to post his first 100-yard rushing performance of the season with exactly 100 yards....**9/28 at Pittsburgh:** Started at center and provided protec-



Justin Hartwig

tion for McNair to pass for three touchdowns...**10/5 at New England:** Started at center for an offense which rolled up 411 yards of total offense...**10/12 vs. Houston:** Started at center and allowed McNair to pass for a career-high 421 yards passing and three touchdowns, while the offense had 535 yards of total offense...**10/19 at Carolina:** Started at center where his blocking helped the Titans rush for 134 yards as a team...**10/26 at Jacksonville:** Started at center as the Titans' offensive line held the Jaguars without a sack in the Tennessee victory...**11/9 at Miami:** Started at center as the Titans held the opposition without a sack for the second consecutive week...**11/16 vs. Jacksonville:** Started at center as the Titans won a defensive battle...**11/23 at Atlanta:** Started at center and helped clear the way for George to exceed the century mark for the second time on the season with 115 rushing yards...**12/1 at New York Jets:** Started at center and provided protection for McNair to pass for 272 yards and two touchdowns...**12/7 vs. Indianapolis:** Started at center and again gave McNair the time to have a big day with 235 yards passing and two touchdowns...**12/14 vs. Buffalo:** Started at center as the Titans were able to gain 349 yards of total offense...**12/21 at Houston:** Started at center as the offense had another huge day with 182 rushing yards and 450 yards of total offense...**12/28 vs. Tampa Bay:** Started at center and gave Neil O'Donnell time to pass for 232 yards and two touchdowns...**AFC Wild Card Game 1/3 at Baltimore:** Started at center as the Titans upset the Ravens behind 88 yards on the ground from George and 159 yards passing and one touchdown thrown by McNair...**AFC Divisional Game 1/10 at New England:** Started at center as the Titans were eliminated from the playoffs by the eventual Super Bowl champion Patriots.

2002 [3-0-0-0]: Played the final three games primarily on special teams after being inactive for the first 13 games...was inactive for both playoff games...made his NFL debut on Monday Night Football against the Patriots in Week 15...**12/16 vs. New England:** Made his NFL debut on Monday Night Football playing primarily special teams...**12/22 at Jacksonville:** Saw action as a reserve at guard and also contributed on special teams...**12/29 at Houston:** Played primarily special

teams...**AFC Divisional Game 1/11 vs. Pittsburgh:** Was inactive...**AFC Championship Game 1/19 at Oakland:** Was inactive.

COLLEGE

Three-year starter at right tackle...appeared in 38 games with 34 starts...second-team All-Big 12 choice and team captain as a senior...All-Big 12 honorable mention as a junior...communication studies major...Jayhawk Scholar. **2001:** Second-team All-Big 12 Conference selection by the league's coaches...served as team co-captain, earning Player of the Week honors three times...manned the right offensive tackle position, grading 80.9 percent for blocking consistency as the team totaled 2,968 yards...only offensive lineman to start every game his final two years. **2000:** Started all 11 games at right tackle...honorable mention All-Big 12 Conference selection...second-highest graded lineman among the offensive line unit with 82.3 percent mark. **1999:** Started all 12 games at right tackle...earned one of the top blocking grades among offensive linemen at 82.0 percent...had his first starting assignment in the season opener vs. Notre Dame. **1998:** Made a significant contribution as a backup at tackle...saw action as a reserve in four games. **1997:** Redshirted.

PERSONAL

His father, Craig, had a tryout with the Atlanta Falcons during the early 1970s...Justin earned all-conference and second-team all-state honors his senior season at Valley (Wes Des Moines, Iowa) High...three-year starter who didn't allow a quarterback sack from his offensive tackle position...also a standout in track and basketball...helped his basketball team to the state tournament and a 17-5 record...team's leading rebounder and averaged 8.1 points...earned honorable mention all-conference honors in basketball...broke the school discus record in track with a throw of 164-7...won the conference discus title two consecutive years and placed third in the state 4A meet...earned first-team all-state honors in the discus as a senior, and was a choice on the Elite All-State discus listing by the Iowa High School Coaches Association...son of Craig and Laurie Hartwig... Full name: Justin James Hartwig.

Tony Hills OL

HEIGHT — 6-5
WEIGHT — 304
COLLEGE — Texas
BIRTHDATE — Nov. 4, 1984

BIRTHPLACE — Houston, Texas
HOW ACQUIRED — D4-08 (#130)
NFL EXPERIENCE — 3rd Year

66



PRO

[1-0/0-0]: Drafted by the Steelers in the fourth round (130th overall) of the 2008

NFL Draft...was the second of two Longhorns drafted in the first four rounds on the 2008 NFL Draft by Pittsburgh, joining second-round wideout Limas Sweed...played in one game in his second season after being inactive for every game as a rookie.

2009 [1-0]: Made NFL debut against the Baltimore Ravens as a special teams contributor...**9/10 vs. Tennessee:** Was inactive...**9/20 at Chicago:** Was inactive...**9/27 at Cincinnati:** Was inactive...**10/4 vs. San Diego:** Was inactive...**10/11 at Detroit:** Was inactive...**10/18 vs. Cleveland:** Was inactive...**10/25 vs. Minnesota:** Was inactive...**11/9 at Denver:** Was inactive...**11/15 vs. Cincinnati:** Was inactive...**11/22 at Kansas City:** Was inactive...**11/29 at Baltimore:** Played in his first game of his career as a contributor on special teams...**12/6 vs. Oakland:** Was inactive...**12/10 at Cleveland:** Was inactive...**12/20 vs. Green Bay:** Dressed but did not play...**12/27 vs. Baltimore:** Dressed but did not play...**1/3 at Miami:** Was inactive.

2008 [0-0/0-0]: Was inactive for all 16 regular-season games and all three postseason games.

COLLEGE

In 24 games starting at left offensive tackle, graded 83.2 percent for blocking consistency on 1,681 snaps...allowed just four quarterback sacks and seven pressures...majored in liberal arts. **2007:** Earned All-American first-team honors from the Walter Camp Foundation...member of the Lombardi Award and Outland Trophy watch lists...All-Big Twelve Conference first-team pick by the league's coaches and media...voted team captain and named to the American Airlines D.X. Bible Most Team Spirited Squad...selected UT's Outstanding Offensive Linemen and received the D. Harold Byrd Leadership Award...Dr. Nasser Al-Rashid Strength & Conditioning Award recipient...started the team's first 11 games at the left offensive tackle position, grading 84.8 percent

for blocking consistency, as he delivered 68 knockdowns with 10 touchdown-resulting blocks, as he allowed just one quarterback sack and three pressures.

2006: All-Big Twelve Conference honorable mention...earned a spot on ESPN's All-Mayday Team for being one of college football's "Toughest of the Tough"...recipient of the team's Most Improved Offensive Player Award...started all 13 games at left offensive tackle, grading 81.9 percent with 63 knockdowns and seven touchdown-resulting blocks. **2005:** Played in 11 games as the top reserve at left offensive tackle...was part of a line that helped Texas rank first in the nation in scoring offense (50.2 ppg.), second in rushing offense (274.9 ypg.) and third in total offense (512.1 ypg.). **2004:** Appeared in seven games on offense and special teams...competed for playing time as the primary backup at left tackle...helped the offensive line clear the way for Texas to rank second in the nation in rushing (299.2 ypg.), seventh in total offense (464.4 ypg.) and 18th in scoring (35.3 ppg.). **2003:** Was granted a medical hardship, spending the season recovering from 2003 knee surgery.

PERSONAL

Attended Alief Elsik (Houston, Tex.) High School...three-year

starter as a tight end...twice earned All-Greater Houston and All-District honors...*Parade* All-America selection who added Class 5A third-team All-State recognition as a senior...second-team all-state choice during his junior campaign...averaged 17.9 yards on 28 receptions his final two seasons...as a senior, caught 15 passes for 275 yards for a team that reached the 5A Division I semifinals, but sustained a serious left knee injury in the first half of that contest...totaled 13 receptions for 227 yards and a touchdown as a junior...before giving up basketball prior to his freshman year, had earned a spot on the U.S. Junior National team...active in Houston community service projects through his church and performed volunteer work with children...son of Mary Lemons and Michael Hills...Full name: Anthony Tramaine Hills.



Chris Hoke NT

HEIGHT — 6-2
WEIGHT — 305
COLLEGE — Brigham Young
BIRTHDATE — April 6, 1976

BIRTHPLACE — Long Beach, Calif.
HOW ACQUIRED — FA-'01
NFL EXPERIENCE — 9th Year

76



MEDIA INFORMATION

FOOTBALL STAFF

2010 PLAYERS

2009 IN REVIEW

STEELERS HISTORY

RECORDS



PRO

[93-15/10-2]: Earned a spot on the 53-man roster with a strong preseason performance during his rookie campaign (2001)... signed a four-year contract during the 2007 off-season to keep him with the team through 2010... saw significant playing time for the first time in his career during the 2004 season...played in 15 games the following season in 2005 and all 16 games the past four seasons...spent time during the 2002 season on the team's practice squad.

2009 [16-0]: Played in all 16 games as a reserve NT...**9/10 vs. Tennessee**: Played in his 53rd consecutive game...finished with three tackles (two solo)...**9/20 at Chicago**: Played in his 54th consecutive game as a reserve at NT...**9/27 at Cincinnati**: Played in his 80th career game as a reserve at NT...**10/4 vs. San Diego**: Played in his 81st career game as a reserve at NT...**10/11 at Detroit**: Played in his 82nd career game as a reserve NT...**10/18 vs. Cleveland**: Played in his 83rd career game as a reserve NT...**10/25 vs. Minnesota**: Played in his 84th career game as a reserve NT...recorded one solo tackle, one pressure and one QB hit...**11/9 at Denver**: Played in his 85th career game as a reserve NT...**11/15 vs. Cincinnati**: Played in his 86th career game as a reserve NT...**11/22 at Kansas City**: Played in his 87th career game as a reserve NT...**11/29 at Baltimore**: Played in his 88th career game as a reserve NT...**12/6 vs. Oakland**: Played in his 89th career game as a reserve NT...**12/10 at Cleveland**: Played in his 90th career game as a reserve NT...**12/20 vs. Green Bay**: Played in his 91st career game as a reserve NT...**12/27 vs. Baltimore**: Played in his 92nd career game as a reserve NT...**1/3 at Miami**: Played in his 93rd career game as a reserve NT.

2008 [16-3/3-0]: Played in all 16 regular-season games for the third consecutive season, making three starts...finished with 18 tackles (14 solo) and one sack...played in all three postseason games as a reserve at NT...**9/7 vs. Houston**: Played in his 37th consecutive game as a reserve at NT and helped the

Steelers limit the Texans to 75 yards on 20 carries (3.8 avg.)...**9/14 at Cleveland**: Played in his 38th consecutive game as a reserve at NT and helped the Steelers limit the Browns to only 208 net offensive yards on 59 plays (3.5 avg.)...**9/21 at Philadelphia**: Played in his 39th consecutive game at NT and recorded his first three tackles of the season while seeing increased playing time with Casey Hampton leaving the game early due to injury...**9/29 vs. Baltimore**: Made his 13th career start at NT...recorded three tackles (two solo) and had two QB pressures...**10/5 at Jacksonville**: Made his 2nd consecutive start at NT...finished with two solo tackles and one QB pressure...**10/19 at Cincinnati**: Made his 3rd consecutive start at NT...finished with two tackles (one solo) and one QB pressure...**10/26 vs. New York Giants**: Played in his 43rd consecutive game as a reserve at NT...helped limit New York to 83 yards rushing on 35 attempts (2.4 avg.)...**11/3 at Washington**: Played in his 44th consecutive game as a reserve at NT...finished with one solo tackle...**11/9 vs. Indianapolis**: Played in his 70th career game...had one solo tackle...**11/16 vs. San Diego**: Played in his 46th consecutive game as a reserve at NT...helped limit the Chargers to 66 rushing yards on 22 attempts (3.0 avg.)...**11/20 vs. Cincinnati**: Played in his 47th consecutive game as a reserve at NT...finished with one solo tackle and one QB pressure...**11/30 at New England**: Played in his 48th consecutive game as a reserve at NT...finished with three tackles (two solo)...**12/7 vs. Dallas**: Played in his 49th consecutive game as a reserve at NT...had one QB pressure...**12/14 at Baltimore**: Played in his 75th career game as a reserve at NT...**12/21 at Tennessee**: Played in his 51st consecutive game as a reserve at NT...finished with one assisted tackle...**12/28 vs. Cleveland**: Played in his 52nd consecutive game...recorded his first sack of the season...**AFC Divisional Game 1/11 vs. San Diego**: Played in his eighth consecutive postseason game as a reserve at NT...**AFC Championship Game 1/18 vs. Baltimore**: Played in his ninth consecutive postseason game as a reserve at NT...**Super Bowl XLIII 2/1 vs. Arizona**: Played in his 10th consecutive postseason game as a reserve at NT.

2010 PLAYERS

Chris Hoke

2007 [16-1/1-0]: Appeared in all 16 games for the second straight year...made only start of season in place of injured Casey Hampton in Week 5 win over Seattle...recorded five tackles and 0.5 sacks as a backup NT...made one tackle in the playoff loss to Jacksonville...**9/9 at Cleveland**: Saw action as the back-up NT and had one-half sack for a loss of five yards...was also credited with two quarterback pressures...part of a defense that allowed 46 rushing yards in the game...**9/16 vs. Buffalo**: Saw action on seven plays but did not record a tackle...**9/23 vs. San Francisco**: Saw limited action at NT and did not register a tackle...**9/30 at Arizona**: Saw limited action and registered one solo tackle...**10/7 vs. Seattle**: Played in his 49th game with the Steelers and had the 12th start of his career, due to Casey Hampton's hamstring injury...had one tackle and was part of a defensive unit that allowed only 144 total yards, 38 rushing yards, 106 passing yards and only eight first downs...**10/21 at Denver**: Saw action in his 50th game with the Steelers and registered two tackles [one solo]...part of a defensive unit that allowed Denver running backs to gain only 54 rushing yards...**10/28 at Cincinnati**: Saw limited action at NT and did not register a tackle...**11/5 vs. Baltimore**: Saw extensive action at NT but did not register a tackle...part of a defensive unit that allowed the Ravens only 104 total yards, with 64 coming on the ground and 40 yards by air...the Baltimore offense managed only five first downs all night...**11/11 vs. Cleveland**: Saw limited action at NT and did not register a tackle...part of a defensive unit that allowed only 163 total yards, including 40 rushing and 123 passing yards...**11/18 at New York Jets**: Played in his 30th consecutive game but saw limited action at NT...did not manage a tackle...**11/26 vs. Miami**: Saw extensive action at NT for the 31st consecutive game...did not manage a tackle but was part of a defense that gave up only 159 total yards, including 49 rushing, 110 passing and only nine first downs...**12/2 vs. Cincinnati**: Saw limited action on defense and did not record a tackle...**12/9 at New England**: Saw limited action on defense in his 33rd consecutive game played...**12/16 vs. Jacksonville**: Saw action in his 34th consecutive game but did not register a tackle...**12/20 at St. Louis**: Saw action in his 35th consecutive game...did not register a tackle...**12/30 at Baltimore**: Played in his 60th career and 36th consecutive game but did not register a tackle...**AFC Wild Card Game 1/5 vs. Jacksonville**: Saw action in his seventh consecutive playoff game and finished with one tackle.

2006 [16-1]: Played primarily as a backup but made a start at NT in place of the injured Casey Hampton...finished the season with 10 tackles, including one tackle for loss...**9/7 vs. Miami**: Logged five snaps at NT but did not record a tackle...**9/18 at Jacksonville**: Saw action on defense and registered one solo tackle...**9/24 vs. Cincinnati**: Logged three defensive snaps...**10/8 at San Diego**: Did not record a tackle...**10/15 vs. Kansas City**: Recorded a solo tackle...**10/22 at Atlanta**: Recorded three tackles (two solo) and one quarterback hurry/pressure...**10/29 at Oakland**: Started at NT for the first time of the season...finished with two solo tackles...**11/5 vs. Denver**: Logged six snaps...**11/12 vs. New Orleans**: Recorded one quarterback hurry/pressure...**11/19 at Cleveland**: Recorded one solo tackle...**11/26 at Baltimore**: Recorded one solo tackle...dropped Jamal Lewis for a two-yard loss...**12/3 vs. Tampa Bay**: Saw action on defense for 10 snaps...**12/7 vs. Cleveland**: Played on special teams...**12/17 at Carolina**: Logged nine snaps...**12/24 vs. Baltimore**: Collected one tackle...**12/31 at Cincinnati**: Logged two plays.

2005 [15-0/4-0]: Saw action in 15 games (inactive Week 12 at Indianapolis)...finished the season with five tackles (three solo)...**9/11 vs. Tennessee**: Recorded one solo tackle...**9/18 at Houston**: Played 10 defensive snaps as a reserve...**9/25 vs. New England**: Logged seven snaps...**10/10 at San Diego**: Saw action as a reserve...had one assisted tackle...**10/16 vs. Jacksonville**: Logged seven plays...**10/23 at Cincinnati**: Saw limited action as a reserve and on special teams...finished with two solo special teams tackles...**10/31 vs. Baltimore**: Saw action on eight snaps and on special teams...**11/6 at Green Bay**: Recorded one solo tackle...**11/13 vs. Cleveland**: Registered a quarterback hurry/pressure...**11/20 at Baltimore**: Recorded one solo tackle...**11/28 at Indianapolis**: Was inactive for the first game all season [coach's decision]...**12/4 vs. Cincinnati**: Saw action on special teams...**12/11 vs. Chicago**: Logged five defensive plays but did not record a tackle...**12/18 at Minnesota**: Saw action on special teams but did not record a tackle...**12/24 at Cleveland**: Recorded one tackle...**1/1 vs. Detroit**: Saw action as a reserve defensive lineman...recorded one quarterback hurry/pressure...**AFC Wild Card Game 1/8 at Cincinnati**: Recorded two tackles (one solo) and one QB sack while playing as a reserve NT...**AFC Divisional Game 1/15 at Indianapolis**: Played as a reserve NT but did not record a tackle...**AFC Championship Game 1/22**



Chris Hoke

at Denver: Saw action as a reserve NT...recorded one solo tackle...**Super Bowl XL 2/5 vs. Seattle:** Saw action as a reserve NT...recorded one solo tackle.

2004 (14-10-2-2): Filled in for Casey Hampton and performed superbly...started the final 10 regular season games when Hampton was lost for the year due to a season ending knee injury suffered in the Oct. 17 Dallas game...followed the regular season with a strong postseason...**9/26 at Miami:** Was active for the first time and played two defensive snaps...**10/3 vs. Cincinnati:** Played five defensive snaps...**10/10 vs. Cleveland:** Was credited with one quarterback hurry/pressure...**10/17 at Dallas:** Was credited with one quarterback hurry/pressure...**10/31 vs. New England:** Made his first pro start and performed well...registered one tackle...also was credited with a quarterback hurry/pressure...**11/7 vs. Philadelphia:** Was credited with one assist and a team-high three quarterback hurries/pressures...**11/14 at Cleveland:** Registered his first career sack...finished with four total tackles (all solo)...**11/21 at Cincinnati:** Made his fourth straight start...recorded one solo tackle...**11/28 vs. Washington:** Finished with three total tackles (two solo)...was credited with two quarterback hurries/pressures...**12/5 at Jacksonville:** Recorded his second sack of the season...finished with six total tackles (four solo)...**12/12 vs. New York Jets:** Finished with four total tackles (two solo)...**12/18 at New York Giants:** Registered three total tackles (two solo)...**12/26 vs. Baltimore:** Registered two solo tackles...also was credited with a quarterback hurry/pressure...**1/2 at Buffalo:** Recorded two solo tackles...also was credited with two quarterback hurries/pressures...**AFC Divisional Game 1/15 vs. New York Jets:** Played in the first postseason action of his career and came up big with his first sack (three yards)...finished with five total tackles (two solo)...**AFC Championship Game 1/23 vs. New England:** Was credited with one assist.

2003 (0-0): Was inactive for all 16 games in 2003.

2002 (0-0): Dressed for two games (Games 3 and 4) but did not play...was inactive for the 13 other games...spent one game on the practice squad when he was placed there Nov. 23, 2002, to make room for safety Erik Totten.

2001 (0-0): Was inactive for the first 14 weeks of the season...was released Dec. 22 to make room for the activation of running back R.J. Bowers...was placed on the team's practice squad Dec. 25 for the remainder of the season.

COLLEGE Majored in communications. **2000:** Finished fourth on team with 51 tackles (25 solo), which tied a career high...registered five sacks and 15 tackles for losses...recovered one fumble. **1999:** Set a career high with 51 tackles (27 solo), including 13 tackles for a loss...recorded six sacks...named Academic All-Mountain West Conference. **1998:** Registered 37 tackles (30 solo) and five tackles for a loss...registered three sacks and five quarterback pressures...helped Cougars defense lead the Western Athletic Conference in total and rushing defense. **1997:** Played entire season as a backup after spending previous two years on an LDS mission to Brussels, Belgium...registered two tackles. **1994:** Redshirted.

PERSONAL Lettered three times in football at Foothill (Santa Ana, Calif.) High...team went undefeated and was a CIF quarterfinalist during senior year...named league defensive player of the year...named first-team All-CIF twice, All-Orange County twice and all-league three times...lettered three times in track...was three-time league champion in the shot put...married (Jaimee)...has three sons, Cade (9), Nathan (7) and Lincoln (3), and one daughter, Chloe (5)...is the son of Ed and Kim Hoke and Frank and Cathy Winger...Full name: Chris Hoke.

Hoke's 2009 Game-by-Game Statistics

Date	Opponent	GP	GS	T	AT	TOT	Sacks	Yds	Int/Yds	PD	FF	FR
9/10	TENNESSEE	1	0	2	1	3	0.0	0.0	0/0	0	0	0
9/20	at Chicago	1	0	0	0	0	0.0	0.0	0/0	0	0	0
9/27	at Cincinnati	1	0	0	0	0	0.0	0.0	0/0	0	0	0
10/4	SAN DIEGO	1	0	0	0	0	0.0	0.0	0/0	0	0	0
10/11	at Detroit	1	0	0	0	0	0.0	0.0	0/0	0	0	0
10/18	CLEVELAND	1	0	0	0	0	0.0	0.0	0/0	0	0	0
10/25	MINNESOTA	1	0	1	0	1	0.0	0.0	0/0	0	0	0
11/9	at Denver	1	0	0	0	0	0.0	0.0	0/0	0	0	0
11/15	CINCINNATI	1	0	0	0	0	0.0	0.0	0/0	0	0	0
11/22	at Kansas City	1	0	0	0	0	0.0	0.0	0/0	0	0	0
11/29	at Baltimore	1	0	0	0	0	0.0	0.0	0/0	0	0	0
12/6	OAKLAND	1	0	0	0	0	0.0	0.0	0/0	0	0	0

2010 PLAYERS

Chris Hoke

Hoke's 2009 Game-by-Game Statistics (Continued)

Date	Opponent	GP	GS	T	AT	TOT	Sacks	Yds	Int/Yds	PD	FF	FR
12/10	at Cleveland	1	0	0	0	0	0.0	0.0	0/0	0	0	0
12/20	GREEN BAY	1	0	0	0	0	0.0	0.0	0/0	0	0	0
12/27	BALTIMORE	1	0	0	0	0	0.0	0.0	0/0	0	0	0
1/3	at Miami	1	0	0	0	0	0.0	0.0	0/0	0	0	0
SEASON TOTALS		16	0	3	1	4	0.0	0.0	0/0	0	0	0

Hoke's 2008 Game-by-Game Statistics

Date	Opponent	GP	GS	T	AT	TOT	Sacks	Yds	Int/Yds	PD	FF	FR
9/7	HOUSTON	1	0	0	0	0	0.0	0.0	0/0	0	0	0
9/14	at Cleveland	1	0	0	0	0	0.0	0.0	0/0	0	0	0
9/21	at Philadelphia	1	0	3	0	3	0.0	0.0	0/0	0	0	0
9/29	BALTIMORE	1	1	2	1	3	0.0	0.0	0/0	0	0	0
10/5	at Jacksonville	1	1	2	0	2	0.0	0.0	0/0	0	0	0
10/19	at Cincinnati	1	1	1	1	2	0.0	0.0	0/0	0	0	0
10/26	NEW YORK GIANTS	1	0	0	0	0	0.0	0.0	0/0	0	0	0
11/3	at Washington	1	0	1	0	1	0.0	0.0	0/0	0	0	0
11/9	INDIANAPOLIS	1	0	1	0	1	0.0	0.0	0/0	0	0	0
11/16	SAN DIEGO	1	0	0	0	0	0.0	0.0	0/0	0	0	0
11/20	CINCINNATI	1	0	1	0	1	0.0	0.0	0/0	0	0	0
11/30	at New England	1	0	2	1	3	0.0	0.0	0/0	0	0	0
12/7	DALLAS	1	0	0	0	0	0.0	0.0	0/0	0	0	0
12/14	at Baltimore	1	0	0	0	0	0.0	0.0	0/0	0	0	0
12/21	at Tennessee	1	0	0	1	1	0.0	0.0	0/0	0	0	0
12/28	CLEVELAND	1	0	1	0	1	1.0	3.0	0/0	0	0	0
SEASON TOTALS		16	3	14	4	18	1.0	3.0	0/0	0	0	0

POSTSEASON

Date	Opponent	GP	GS	T	AT	TOT	Sacks	Yds	Int/Yds	PD	FF	FR
1/11	SAN DIEGO	1	0	0	0	0	0.0	0.0	0/0	0	0	0
1/18	BALTIMORE	1	0	0	0	0	0.0	0.0	0/0	0	0	0
2/1	vs. Arizona	1	0	0	0	0	0.0	0.0	0/0	0	0	0
POSTSEASON TOTALS		3	0	0	0	0	0.0	0.0	0/0	0	0	0

Hoke's 2007 Game-by-Game Statistics

Date	Opponent	GP	GS	T	AT	TOT	Sacks	Yds	Int	PD	FF	FR
9/9	at Cleveland	1	0	0	1	1	0.5	5.0	0/0	0	0	0
9/16	BUFFALO	1	0	0	0	0	0.0	0.0	0/0	0	0	0
9/23	SAN FRANCISCO	1	0	0	0	0	0.0	0.0	0/0	0	0	0
9/30	at Arizona	1	0	1	0	1	0.0	0.0	0/0	0	0	0
10/7	SEATTLE	1	1	0	1	1	0.0	0.0	0/0	0	0	0
10/21	at Denver	1	0	1	1	2	0.0	0.0	0/0	0	0	0
10/28	at Cincinnati	1	0	0	0	0	0.0	0.0	0/0	0	0	0
11/5	BALTIMORE	1	0	0	0	0	0.0	0.0	0/0	0	0	0
11/11	CLEVELAND	1	0	0	0	0	0.0	0.0	0/0	0	0	0
11/18	at New York Jets	1	0	0	0	0	0.0	0.0	0/0	0	0	0
11/26	MIAMI	1	0	0	0	0	0.0	0.0	0/0	0	0	0
12/2	CINCINNATI	1	0	0	0	0	0.0	0.0	0/0	0	0	0
12/9	at New England	1	0	0	0	0	0.0	0.0	0/0	0	0	0
12/16	JACKSONVILLE	1	0	0	0	0	0.0	0.0	0/0	0	0	0
12/20	at St. Louis	1	0	0	0	0	0.0	0.0	0/0	0	0	0
12/30	at Baltimore	1	0	0	0	0	0.0	0.0	0/0	0	0	0
SEASON TOTALS		16	1	2	3	5	0.5	5.0	0/0	0	0	0

POSTSEASON

1/5	JACKSONVILLE	1	0	0	1	1	0.0	0.0	0/0	0	0	0
POSTSEASON TOTALS		1	0	0	1	1	0.0	0.0	0/0	0	0	0

Hoke's 2006 Game-by-Game Statistics

Date	Opponent	GP	GS	T	AT	TOT	Sacks	Yds	Int	PD	FF	FR
9/7	MIAMI	1	0	0	0	0	0.0	0.0	0/0	0	0	0
9/18	at Jacksonville	1	0	1	0	1	0.0	0.0	0/0	0	0	0
9/24	CINCINNATI	1	0	0	0	0	0.0	0.0	0/0	0	0	0
10/8	at San Diego	1	0	0	0	0	0.0	0.0	0/0	0	0	0
10/15	KANSAS CITY	1	0	1	0	1	0.0	0.0	0/0	0	0	0
10/22	at Atlanta	1	0	2	1	3	0.0	0.0	0/0	0	0	0



Chris Hoke

MEDIA INFORMATION

FOOTBALL STAFF

2010 PLAYERS

2009 IN REVIEW

STEELERS HISTORY

RECORDS

Hoke's 2006 Game-by-Game Statistics (Continued)

Date	Opponent	GP	GS	T	AT	TOT	Sacks	Yds	Int/Yds	PD	FF	FR
10/29	at Oakland	1	1	2	0	2	0.0	0.0	0/0	0	0	0
11/5	DENVER	1	0	0	0	0	0.0	0.0	0/0	0	0	0
11/12	NEW ORLEANS	1	0	0	0	0	0.0	0.0	0/0	0	0	0
11/19	at Cleveland	1	0	1	0	1	0.0	0.0	0/0	0	0	0
11/26	at Baltimore	1	0	1	0	1	0.0	0.0	0/0	0	0	0
12/3	TAMPA BAY	1	0	0	0	0	0.0	0.0	0/0	0	0	0
12/7	CLEVELAND	1	0	0	0	0	0.0	0.0	0/0	0	0	0
12/17	at Carolina	1	0	0	0	0	0.0	0.0	0/0	0	0	0
12/24	BALTIMORE	1	0	0	1	1	0.0	0.0	0/0	0	0	0
12/31	at Cincinnati	1	0	0	0	0	0.0	0.0	0/0	0	0	0
SEASON TOTALS		16	1	8	2	10	0.0	0.0	0/0	0	0	0

Hoke's 2005 Game-by-Game Statistics

Date	Opponent	GP	GS	T	AT	TOT	Sacks	Yds	Int	PD	FF	FR
9/11	TENNESSEE	1	0	1	0	1	0.0	0.0	0/0	0	0	0
9/18	at Houston	1	0	0	0	0	0.0	0.0	0/0	0	0	0
9/25	NEW ENGLAND	1	0	0	0	0	0.0	0.0	0/0	0	0	0
10/10	at San Diego	1	0	0	1	1	0.0	0.0	0/0	0	0	0
10/16	JACKSONVILLE	1	0	0	0	0	0.0	0.0	0/0	0	0	0
10/23	at Cincinnati	1	0	0	0	0	0.0	0.0	0/0	0	0	0
10/31	BALTIMORE	1	0	0	0	0	0.0	0.0	0/0	0	0	0
11/6	at Green Bay	1	0	1	0	1	0.0	0.0	0/0	0	0	0
11/13	CLEVELAND	1	0	0	0	0	0.0	0.0	0/0	0	0	0
11/20	at Baltimore	1	0	1	0	1	0.0	0.0	0/0	0	0	0
11/28	at Indianapolis						INACTIVE					
12/4	CINCINNATI	1	0	0	0	0	0.0	0.0	0/0	0	0	0
12/11	CHICAGO	1	0	0	0	0	0.0	0.0	0/0	0	0	0
12/18	at Minnesota	1	0	0	0	0	0.0	0.0	0/0	0	0	0
12/24	at Cleveland	1	0	0	1	1	0.0	0.0	0/0	0	0	0
1/1	DETROIT	1	0	0	0	0	0.0	0.0	0/0	0	0	0
SEASON TOTALS		15	0	3	2	5	0.0	0.0	0/0	0	0	0

POSTSEASON

1/8	at Cincinnati	1	0	1	1	2	1.0	2.0	0/0	0	0	0
1/15	at Indianapolis	1	0	0	0	0	0.0	0.0	0/0	0	0	0
1/22	at Denver	1	0	1	0	1	0.0	0.0	0/0	0	0	0
2/5	vs. Seattle	1	0	1	0	1	0.0	0.0	0/0	0	0	0
POSTSEASON TOTALS		4	0	3	1	4	1.0	2.0	0/0	0	0	0

Hoke's 2004 Game-by-Game Statistics

Date	Opponent	GP	GS	T	AT	TOT	Sacks	Yds	Int	PD	FF	FF
9/12	OAKLAND						INACTIVE					
9/19	at Baltimore						INACTIVE					
9/26	at Miami	1	0	0	0	0	0.0	0.0	0/0	0	0	0
10/3	CINCINNATI	1	0	0	0	0	0.0	0.0	0/0	0	0	0
10/10	CLEVELAND	1	0	0	0	0	0.0	0.0	0/0	0	0	0
10/17	at Dallas	1	0	0	0	0	0.0	0.0	0/0	0	0	0
10/31	NEW ENGLAND	1	1	1	0	1	0.0	0.0	0/0	0	0	0
11/7	PHILADELPHIA	1	1	0	1	1	0.0	0.0	0/0	0	0	0
11/14	at Cleveland	1	1	4	0	4	1.0	6.0	0/0	0	0	0
11/21	at Cincinnati	1	1	1	0	1	0.0	0.0	0/0	0	0	0
11/28	WASHINGTON	1	1	2	1	3	0.0	0.0	0/0	0	0	0
12/5	at Jacksonville	1	1	4	2	6	1.0	4.0	0/0	0	0	0
12/12	NEW YORK JETS	1	1	2	2	4	0.0	0.0	0/0	0	0	0
12/18	at New York Giants	1	1	2	1	3	0.0	0.0	0/0	0	0	0
12/26	BALTIMORE	1	1	2	0	2	0.0	0.0	0/0	0	0	0
1/2	at Buffalo	1	1	2	0	2	0.0	0.0	0/0	0	0	0
SEASON TOTALS		14	10	20	7	27	2.0	10.0	0/0	0	0	0

POSTSEASON

1/15	NEW YORK JETS	1	1	2	3	5	1.0	3.0	0/0	0	0	0
1/23	NEW ENGLAND	1	1	0	1	1	0.0	0.0	0/0	0	0	0
POSTSEASON TOTALS		2	2	2	4	6	1.0	3.0	0/0	0	0	0

2010 PLAYERS

Chris Hoke

Hoke's Career Statistics

REGULAR SEASON

Year	Team	GP	GS	T	AT	TOT	Sacks	Yds	Int	PD	FF	FR
2001	Pittsburgh	0	0	0	0	0	0.0	0.0	0/0	0	0	0
2002	Pittsburgh	0	0	0	0	0	0.0	0.0	0/0	0	0	0
2003	Pittsburgh	0	0	0	0	0	0.0	0.0	0/0	0	0	0
2004	Pittsburgh	14	10	20	7	27	2.0	10.0	0/0	0	0	0
2005	Pittsburgh	15	0	3	2	5	0.0	0.0	0/0	0	0	0
2006	Pittsburgh	16	1	8	2	10	0.0	0.0	0/0	0	0	0
2007	Pittsburgh	16	1	2	3	5	0.5	5.0	0/0	0	0	0
2008	Pittsburgh	16	3	14	4	18	1.0	3.0	0/0	0	0	0
2009	Pittsburgh	16	0	3	1	4	0.0	0.0	0/0	0	0	0
NFL Totals		93	15	49	19	68	3.5	18.0	0/0	0	0	0

Special Teams Tackles (2): 0 in '00, 0 in '01, 0 in '02, 0 in '03, 0 in '04, 2 in '05, 0 in '06, 0 in '07, 0 in '08 and 0 in '09.

POSTSEASON

Year	Team	GP	GS	T	AT	TOT	Sacks	Yds	Int	PD	FF	FR
2001	Pittsburgh	0	0	0	0	0	0.0	0.0	0/0	0	0	0
2002	Pittsburgh	0	0	0	0	0	0.0	0.0	0/0	0	0	0
2004	Pittsburgh	2	2	2	4	6	1.0	3.0	0/0	0	0	0
2005	Pittsburgh	4	0	3	1	4	1.0	2.0	0/0	0	0	0
2007	Pittsburgh	1	0	0	1	1	0.0	0.0	0/0	0	0	0
2008	Pittsburgh	3	0	0	0	0	0.0	0.0	0/0	0	0	0
NFL Totals		10	2	5	6	11	2.0	5.0	0/0	0	0	0

Ziggy Hood DE

HEIGHT — 6-3

WEIGHT — 300

COLLEGE — Missouri

BIRTHDATE — Feb. 16, 1987

BIRTHPLACE — Amarillo, Texas

HOW ACQUIRED — D1-09 (#32)

NFL EXPERIENCE — 2nd year



PRO

(16-0-0-0): Played in all 16 games during his rookie season as a DE and special teams contributor...drafted by the Steelers in the first round (32nd overall) of the 2009 NFL Draft.

2009 (16-0): Played in all 16 games as a reserve DE and on special teams...had seven tackles and one sack...also had one fumble recovery...**9/10 vs. Tennessee:** Made his NFL debut as a reserve DE and special teams contributor...**9/20 at Chicago:** Played in his second consecutive game as a reserve DE and special teams contributor...**9/27 at Cincinnati:** Played in his third consecutive game as a reserve DE and special teams contributor...**10/4 vs. San Diego:** Played in his fourth consecutive game as a reserve DE and special teams contributor...**10/11 at Detroit:** Played in his fifth consecutive game as a reserve DE and special teams contributor...**10/18 vs. Cleveland:** Played in his sixth consecutive game as a reserve DE and special teams contributor...**10/25 vs. Minnesota:** Played in his seventh consecutive game as a reserve DE and contributor on special teams...recorded one pressure...**11/9 at**

Denver: Played in his eighth consecutive game as a reserve DE and contributor on special teams...**11/15 vs. Cincinnati:** Played in his ninth consecutive game as a reserve DE and contributor on special teams...recorded his first career tackle...**11/22 at Kansas City:** Played in his 10th consecutive game as a reserve DE and contributor on special teams...recorded one pressure and one pass breakup...**11/29 at Baltimore:** Played in his 11th consecutive game as a reserve DE and contributor on special teams...recorded one QB hit...**12/6 vs. Oakland:** Played in his 12th consecutive game as a reserve DE and contributor on special teams...recorded three tackles (two solo)...**12/10 at Cleveland:** Played in his 13th consecutive game as a reserve DE and a contributor on special teams...**12/20 vs. Green Bay:** Played in his 14th consecutive game as a reserve DE and a contributor on special teams...recorded one solo tackle and one pressure...**12/27 vs. Baltimore:** Played in his 15th consecutive game...recorded two tackles (one solo) and posted his first sack and fumble recovery of his career...**1/3 at Miami:** Played in his 16th consecutive game...recorded two pressures and one QB hit.

**Ziggy Hood**

MEDIA INFORMATION

FOOTBALL STAFF

2010 PLAYERS

2009 IN REVIEW

STEELERS HISTORY

RECORDS

COLLEGE

Started the last 31 (35 total) of the 50 games he played in at Missouri...finished his career with 170 tackles (98 solos), 15.5 sacks for minus-76 yards, 22.5 stops for losses totaling 111 yards and 22 quarterback pressures...forced five fumbles and had three fumble recoveries...deflected eight passes and blocked one kick...majored in biology. **2008:** Consensus All-Big Twelve Conference first-team selection...Academic All-Big Twelve second-team...team captain and named the Tigers' Defensive Lineman of the Year...started all 14 games at weakside defensive tackle, recording a career-high 62 tackles (31 solos)...ranked second on the team with five sacks for minus 37 yards and had seven stops for losses of 42 yards...credited with 12 quarterback pressures, as he recovered two fumbles, deflected a pair of passes and blocked one kick. **2007:** Honorable mention All-Big 12 honors from both league media and coaches for his play, which included career-best numbers in every major category...finished with 49 tackles, eight tackles for loss, five sacks, four QB hurries and three forced fumbles. **2006:** Played in 10 games, making seven starts...had his true sophomore season derailed somewhat by a broken foot in the third game of the season, but he returned to play in the final

seven games...began his sophomore season on a tear, recording 13 tackles, three sacks and four TFLs in the season's first three games, before breaking a foot in game three at New Mexico...had surgery on Sept. 18th to insert a screw, and returned to action against Texas A&M on Oct. 14, missing just three games...finished the season with a career-high 36 total tackles...named the winner of the team's Riganman Outstanding Underclassman Leadership Award. **2005:** Saw action in all 12 games...registered 23 total tackles, including 2.5 TFLs (10 yards) and 1.5 QB sacks (9 yards).

PERSONAL

Attended Palo Duro High School in Amarillo, Texas... nickname "Ziggy" was given to him by his grandmother when he was a child...ranked as the No. 35 weakside defensive end in the nation, by Rivals.com...named district 3-4A defensive player of the year as a senior, when he registered 93 tackles and 13 QB sacks...scored three defensive TDs on the year and recovered three fumbles...earned all-district honors each of his last two years...had 76 stops as a junior, including five QB sacks and also returned one interception for a TD...threw the shot put and discus for his school's track team...son of Mary Payne and Charles Hood...Full name: Evander "Ziggy" Hood.

Hood's 2009 Game-by-Game Statistics

Date	Opponent	GP	GS	T	AT	TOT	Sacks	Yds	Int	PD	FF	FR
9/10	TENNESSEE	1	0	0	0	0	0.0	0.0	0/0	0	0	0
9/20	at Chicago	1	0	0	0	0	0.0	0.0	0/0	0	0	0
9/27	at Cincinnati	1	0	0	0	0	0.0	0.0	0/0	0	0	0
10/4	SAN DIEGO	1	0	0	0	0	0.0	0.0	0/0	0	0	0
10/11	at Detroit	1	0	0	0	0	0.0	0.0	0/0	0	0	0
10/18	CLEVELAND	1	0	0	0	0	0.0	0.0	0/0	0	0	0
10/25	MINNESOTA	1	0	0	0	0	0.0	0.0	0/0	0	0	0
11/9	at Denver	1	0	0	0	0	0.0	0.0	0/0	0	0	0
11/15	CINCINNATI	1	0	0	1	1	0.0	0.0	0/0	0	0	0
11/22	at Kansas City	1	0	0	0	0	0.0	0.0	0/0	1	0	0
11/29	at Baltimore	1	0	0	0	0	0.0	0.0	0/0	0	0	0
12/6	OAKLAND	1	0	2	1	3	0.0	0.0	0/0	0	0	0
12/10	at Cleveland	1	0	0	0	0	0.0	0.0	0/0	0	0	0
12/20	GREEN BAY	1	0	1	0	1	0.0	0.0	0/0	0	0	0
12/27	BALTIMORE	1	0	1	1	2	1.0	2.0	0/0	0	0	1
1/3	at Miami	1	0	0	0	0	0.0	0.0	0/0	0	0	0
SEASON TOTALS		16	0	4	3	7	1.0	2.0	0/0	1	0	1

Hood's Career Statistics

Date	Opponent	GP	GS	T	AT	TOT	Sacks	Yds	Int	PD	FF	FR
2009	Pittsburgh	16	0	4	3	7	1.0	2.0	0/0	1	0	1
NFL Totals		16	0	4	3	7	1.0	2.0	0/0	1	0	1

David Johnson **TE**

HEIGHT — 6-2
 WEIGHT — 260
 COLLEGE — Arkansas State
 BIRTHDATE — Aug. 26, 1987

BIRTHPLACE — Pine Bluff, Ark.
 HOW ACQUIRED — D7b-09 (#241)
 NFL EXPERIENCE — 2nd Year

85

**PRO**

(15-3/0-0): Drafted by the Steelers in the seventh round (241st overall) of the 2009

NFL Draft.

2009 (15-3): Played in 15 games and started three as a FB...had two receptions for nine yards...**9/10 vs. Tennessee:** Made his NFL debut as a reserve TE/FB and as a contributor on special teams...**9/20 at Chicago:** Played in his second consecutive game as a reserve TE/FB and as a contributor on special teams...**9/27 at Cincinnati:** Made his first career start at FB before leaving the game early due to injury...**10/4 vs. San Diego:** Was not active for the game...**10/11 at Detroit:** Played in his third game of the season as a reserve TE/FB and as a contributor on special teams...**10/18 vs. Cleveland:** Made his second career start at FB and was a contributor on special teams...**10/25 vs. Minnesota:** Played in his third consecutive game as a reserve TE...caught his first career pass for four yards...**11/9 at Denver:** Played in his fourth consecutive game as a reserve TE...also lined up at FB...**11/15 vs. Cincinnati:** Played in his fifth consecutive game as a reserve TE...also lined up at FB...**11/22 at Kansas City:** Played in his sixth consecutive game as a reserve TE...caught one pass for five yards...**11/29 at Baltimore:** Made his third career start at FB...**12/6 vs. Oakland:** Played in his eighth consecutive game as a reserve TE...**12/10 at**

Cleveland: Played in his eighth consecutive game as a reserve TE...**12/20 vs. Green Bay:** Played in his ninth consecutive game as a reserve TE...**12/27 vs. Baltimore:** Played in his 10th consecutive game of the season as a reserve TE...**1/3 at Miami:** Played in his 11th consecutive game as a reserve TE.

COLLEGE

Lettered all four seasons at Arkansas State. **2008:** Phil Steele's 2008 Preseason third-team All-Sun Belt Conference...finished the season with 22 receptions for 356 yards with five touchdowns...played in 12 games with nine starts. **2007:** Phil Steele's Honorable Mention All-Sun Belt Conference...caught 10 passes for a career-high 204 yards and three touchdowns. **2006:** Started all 12 games...recorded 13 receptions for 200 yards and one touchdown...caught a pass in nine games and tallied multiple receptions in three outings...averaged 15.4 yards per reception, the most among all players with at least 10 catches. **2005:** Played in 12 games as a true freshman but did not record a catch.

PERSONAL

Attended Pine Bluff High School in Pine Bluff, Ark.... caught 20 passes and two touchdowns as a senior... primarily used as a blocker, but runs a 4.7 second 40-yard dash...two-year letterman...helped his team to a 10-3 record...all-state pick as a senior and two-time all-conference...played baseball as well...son of Lois

Johnson's 2009 Game-by-Game Statistics

Date	Opponent	GP	GS	Rec	Yds	Avg	Lg	TD
9/10	TENNESSEE	1	0	0	0	0.0	0	0
9/20	at Chicago	1	0	0	0	0.0	0	0
9/27	at Cincinnati	1	1	0	0	0.0	0	0
10/4	SAN DIEGO	INACTIVE						
10/11	at Detroit	1	0	0	0	0.0	0	0
10/18	CLEVELAND	1	1	0	0	0.0	0	0
10/25	MINNESOTA	1	0	1	4	4.0	4	0
11/9	at Denver	1	0	0	0	0.0	0	0
11/15	CINCINNATI	1	0	0	0	0.0	0	0
11/22	at Kansas City	1	0	1	5	5.0	5	0
11/29	at Baltimore	1	1	0	0	0.0	0	0
12/6	OAKLAND	1	0	0	0	0.0	0	0
12/10	at Cleveland	1	0	0	0	0.0	0	0
12/20	GREEN BAY	1	0	0	0	0.0	0	0
12/27	BALTIMORE	1	0	0	0	0.0	0	0
1/3	at Miami	1	0	0	0	0.0	0	0
SEASON TOTALS		15	3	2	9	4.5	5	0

Johnson's Career Statistics

Date	Opponent	GP	GS	Rec	Yds	Avg	Lg	TD
2009	Pittsburgh	15	3	2	9	4.5	5	0
NFL Totals		15	3	2	9	4.5	5	0



Brett Keisel **DE**

HEIGHT — 6-5
WEIGHT — 285
COLLEGE — Brigham Young
BIRTHDATE — Sept. 19, 1978

BIRTHPLACE — Greybull, Wyo.
HOW ACQUIRED — D7b-02 (#242)
NFL EXPERIENCE — 9th Year

99



PRO

[91-57/12-4]: Signed a five-year contract with the Steelers on August 31, 2009 to remain

with the team through 2013...the Steelers' final draft pick in 2002 was one of seven draft selections to make the final roster...signed a four-year contract with the Steelers during the 2006 offseason...co-awarded the "Chief Award", given annually to the player to the player who best exemplifies the spirit of cooperation with the media [in 2006 with Deshaea Townsend].

2009 [15-15]: Started 15 games at DE...had 63 tackles and three sacks...also forced one fumble...**9/10 vs. Tennessee:** Made his third consecutive start at RE...tied for second on the team with seven tackles (five solo) and had a team-high four QB pressures...**9/20 at Chicago:** Made his fourth consecutive start at RE...recorded three tackles (two solo) and two QB pressures...**9/27 at Cincinnati:** Made his 45th career start at RE...finished with five tackles (three solo), one pass defense and two QB pressures...**10/4 vs. San Diego:** Made his 46th career start at RE...finished with one solo tackle and one pressure...**10/11 at Detroit:** Made his 47th career start at RE...finished with four tackles (three solo) and two pressures...**10/18 vs. Cleveland:** Made his 48th career start at RE...recorded three tackles (one solo), one pressure and one blocked pass...**10/25 vs. Minnesota:** Made his 49th career start at RE...recorded six tackles (four solo), one pressure, one sack and one forced fumble...**11/9 at Denver:** Made his 50th career start at RE...recorded two solo tackles, two QB hits and two sacks...**11/15 vs. Cincinnati:** Made his 51st career start at RE...recorded four solo tackles, one QB hit and three pressures...**11/22 at Kansas City:** Made his 52nd career start at RE...recorded three solo tackles and one pass break-up...**11/29 at Baltimore:** Made his 53rd career start at RE...recorded four tackles (three solo), one tackle for a loss and two QB hits...**12/6 vs. Oakland:** Made his 54th career start at RE...recorded eight tackles (four solo) and one QB hit...**12/10 at Cleveland:** Made his 55th career start at RE...recorded six tackles (four solo) and two pressures...**12/20 vs. Green Bay:** Made his 56th career start at RE...recorded two tackles (one solo) and one pressure...**12/27 vs. Bal-**

timore: Made his 57th career start at RE...recorded five tackles (three solo)...**1/3 at Miami:** Was inactive due to a stinger.

2008 [10-10/3-3]: Started 10 regular-season games at RE...missed three games from Weeks 3-5 with a calf injury...missed three games from Weeks 13-15 with a knee injury...finished with 34 tackles (25 solo), one sack and one pass defense...tied his career high with eight tackles (six solo) October 26 against the Giants...started all three postseason games...finished with 12 postseason tackles (eight solo), one sack and one pass defense in the postseason...his first career postseason fumble recovery near the end of Super Bowl XLIII clinched the Steelers' victory...**9/7 vs. Houston:** Played in his 52nd consecutive game and made his 33rd consecutive start at RE...registered two solo tackles and led the team with three QB pressures...**9/14 at Cleveland:** Played in his 53rd consecutive game and made his 34th consecutive start at RE...had one assisted tackle before leaving the game in the first quarter with a calf injury...**9/21 at Philadelphia:** Was inactive due to a calf injury...**9/29 vs. Baltimore:** Was inactive due to a calf injury...**10/5 at Jacksonville:** Was inactive due to a calf injury...**10/19 at Cincinnati:** Returned to the lineup after missing three games with a calf injury...recorded three solo tackles and had two QB pressures...**10/26 vs. New York Giants:** Played in his 70th career game and made his second consecutive start at RE...finished third on the team with a career-high (tied) eight tackles (six solo)...had one QB pressure...**11/3 at Washington:** Made his third consecutive start at RE...finished with two tackles (one solo)...**11/9 vs. Indianapolis:** Made his fourth consecutive start at RE...recorded three tackles (one solo) and had one QB pressure...**11/16 vs. San Diego:** Made his fifth consecutive start at RE...finished with six solo tackles...recorded his first sack of the season, had one pass defense and one QB pressure...**11/20 vs. Cincinnati:** Made his 40th career start at RE...finished with four tackles (two solo) and one QB pressure...left the game in the fourth quarter with a knee injury...**11/30 at New England:** Was inactive with a knee injury...**12/7 vs. Dallas:** Was inactive with a knee injury...**12/14 at Baltimore:** Was inactive with a knee injury...**12/21 at Tennessee:** Returned

Brett Keisel

to the starting lineup after missing three games with a knee injury...finished with two solo tackles and one QB pressure...**12/28 vs. Cleveland:** Made his second consecutive start at RE...finished with three tackles (two solo) and had two QB pressures...**AFC Divisional Game 1/11 vs. San Diego:** Made his second consecutive postseason start at RE...finished with five tackles (three solo), one QB pressure and one pass defense...recorded his third career postseason sack...**AFC Championship Game 1/18 vs. Baltimore:** Made his third consecutive postseason start at RE...finished with two tackles (one solo) and had three QB pressures...**Super Bowl XLIII 2/1 vs. Arizona:** Made his fourth consecutive postseason start at RE...finished with five tackles (four solo), one QB pressure and recovered a fumble.

2007 [16-16/1-1]: Started all 16 games at RE for the second consecutive season (32 straight starts)...has played in 51 consecutive games dating back to Week 14 of the 2004 campaign...also started the play-off loss against Jacksonville, recording seven tackles...finished with 49 tackles and two sacks...led team with 31 QB pressures...added five pass defenses and a forced fumble...**9/9 at Cleveland:** Started at RDE...had two tackles (one solo) and one quarterback pressure...was a big part of a defense that allowed only 46 yards rushing in the game...**9/16 vs. Buffalo:** Started his 18th consecutive game at RDE and recorded three tackles (two solo)...**9/23 vs. San Francisco:** Started at RDE and was credited with one tackle and six quarterback pressures...also batted down one ball...part of a defensive line that held Frank Gore to 39 rushing yards...**9/30 at Arizona:** Started 20th career game at RDE...had two solo tackles, two quarterback hits, four quarterback pressures and one pass defended...**10/7 vs. Seattle:** Started at RDE and had four tackles (two solo)...part of a defense that allowed only 144 total yards, 38 rushing yards, 106 passing and only eight first downs...**10/21 at Denver:** Started at RDE...had four solo tackles...also registered one quarterback pressure...part of a defensive unit that allowed Denver running backs to gain only 54 rushing yards...**10/28 at Cincinnati:** Started at RDE for the 23rd consecutive game...finished with three tackles (two solo)...also had three quarterback pressures on Carson Palmer...**11/5 vs. Baltimore:** Made his 24th consecutive start at RDE...finished the game with two tackles (one solo), one hit on the QB and one pass defended...part of a defensive unit that allowed the Ravens only 104 total yards, with 64 coming on the ground and 40 yards by air...the Baltimore offense managed only five first downs all night...**11/11 vs. Cleveland:** Made his 25th

consecutive start at RE...finished the game with two tackles (one solo)...also added one quarterback pressure and two passes defended...part of a defensive unit that allowed only 163 total yards, including 40 rushing and 123 passing yards...**11/18 at New York Jets:** Played in his 60th career game...racked up six solo tackles, including one sack for a loss of two yards, which was his first of the season...**11/26 vs. Miami:** Made his 46th consecutive start at RE...finished the game with five tackles (two solo), including one sack for a loss of three yards on Miami QB John Beck...**12/2 vs. Cincinnati:** Started in his 28th consecutive game at RE...finished the game with three hits on Bengals' quarterback Carson Palmer and added three more quarterback pressures...**12/9 at New England:** Made his 29th consecutive start at RE...finished with six tackles (three solo), one hit on the QB and added one pressure on Patriots' quarterback Tom Brady...**12/16 vs. Jacksonville:** Made his 30th consecutive start at RE...finished the game with one solo tackle...**12/20 at St. Louis:** Played in his 65th career game, while starting in his 31st consecutive...finished with one solo tackle and one pressure on the quarterback...**12/30 at Baltimore:** Made his 32nd consecutive start at RE...registered five tackles (three solo)...**AFC Wild Card Game 1/5 vs. Jacksonville:** Registered his seventh consecutive playoff appearance and first postseason start at RE and tallied seven tackles (two solo) with one pass defended.

2006 [16-16]: Started all 16 games in his first season as a starter...finished with a career-high 58 tackles, including 37 solo...also posted a career-high 5.5 sacks and had one fumble recovery...**9/7 vs. Miami:** Made his first career start at RDE...recorded two tackles (one solo) and one quarterback hurry/pressure...threw two key blocks to spring Joey Porter on a 42-yard interception return for touchdown that clinched the game...helped limit Miami to just 38 yards rushing, the lowest against Pittsburgh since Nov. 7, 2004 vs. Philadelphia (23 yards)...**9/18 at Jacksonville:** Started at RDE and registered four solo tackles and two quarterback hurries/pressures...**9/24 vs. Cincinnati:** Led the team with two quarterback hurries/pressures...added three tackles (one solo) and a sack for a loss of eight yards...**10/8 at San Diego:** Registered five tackles (four solo) and two quarterback hurries/pressures...recorded his second sack of the season...**10/15 vs. Kansas City:** Led the defensive line with four tackles (three solo) and two tackles for losses...helped hold Kansas City to 38 rushing yards...also had two quarterback hurries/pressures...**10/22 at Atlanta:** Recorded career highs in tackles (6), solo



Brett Keisel

tackles [5] and pass defenses [2]...registered two quarterback hurries/pressures...**10/29 at Oakland:** Recorded three tackles [two solo] and one quarterback hurry/pressure...**11/5 vs. Denver:** Started at RDE...recorded two tackles [one solo] and a quarterback hurry/pressure...**11/12 vs. New Orleans:** Recorded eight tackles [five solo] and collected one sack...registered two quarterback hurries/pressures, first career fumble recovery and one pass defense...**11/19 at Cleveland:** Recorded two solo tackles and two quarterback hurries/pressures...**11/26 at Baltimore:** Collected five tackles [two solo] and two quarterback hurries/pressures...**12/3 vs. Tampa Bay:** Collected five tackles [three solo]...added one sack for a loss of six yards, setting a new career high with four for the season...**12/7 vs. Cleveland:** Recorded one tackle...**12/17 at Carolina:** Collected two solo tackles...added one quarterback hurry/pressure...dropped Chris Weinke for 1.5 sacks for losses of 6.5 yards...helped hold Carolina to 43 yards rushing...**12/24 vs. Baltimore:** Posted four tackles [two solo]...**12/31 at Cincinnati:** Collected two tackles and three quarterback hurries/pressures.

2005 [16-0-4-0]: Finished the season with 13 tackles [12 solo] and three sacks...also had a productive postseason, finishing with two sacks [at Denver] and seven total stops...**9/11 vs. Tennessee:** Played 14 snaps on defense and saw action on special teams...**9/18 at Houston:** Recorded two solo tackles, defended one pass and made three special teams stops [two solo]...**9/25 vs. New England:** Recorded one special teams assist...**10/10 at San Diego:** Played on special teams and saw action as a reserve DE...recorded one special teams tackle...**10/16 vs. Jacksonville:** Recorded one solo tackle...also had a solo special teams tackle...**10/23 at Cincinnati:** Saw action as a reserve and on special teams...finished with two special teams tackles...**10/31 vs. Baltimore:** Made one of the biggest plays of the game when he sacked quarterback Anthony Wright on third down on the Ravens' final drive, his first career sack...also had a solo tackle...**11/6 at Green Bay:** Registered one solo tackle and a quarterback hurry/pressure...also added a solo special teams tackle...**11/13 vs. Cleveland:** Registered one solo tackle...also recorded a solo special teams tackle...**11/20 at Baltimore:** Made one tackle...also had one special teams tackle...**11/28 at Indianapolis:** Saw action as a reserve defensive end and on special teams...registered one solo tackle...added one solo special teams tackle...**12/4 vs. Cincinnati:** Recorded one pass defense on seven snaps...had one solo special teams tackle...also returned one kickoff for 11 yards...**12/11 vs. Chicago:** Recorded one solo tackle and a quarterback hurry/

pressure...also had three special teams tackles [two solo]...**12/18 at Minnesota:** Recorded two solo special teams tackles...**12/24 at Cleveland:** Recorded three solo tackles...recorded his first two-sack game for losses of 17 yards and his first forced fumble...added two special teams tackles [one solo]...**1/1 vs. Detroit:** Recorded one solo tackle on defense...made two solo special teams tackles...recovered a fumbled punt return by Detroit's Eddie Drummond...**AFC Wild Card Game 1/8 at Cincinnati:** Played on both defense and special teams...recorded one assisted special teams tackle...**AFC Divisional Game 1/15 at Indianapolis:** Played as a reserve DE on defense and recorded one tackle...also recorded one special teams tackle...**AFC Championship Game 1/22 at Denver:** Recorded four solo tackles including two sacks and forced one fumble on defense...sacks totaled 10 yards in losses...the sacks and forced fumble were the first of his career in the postseason...**Super Bowl XL 2/5 vs. Seattle:** Recorded two solo tackles and one solo special teams tackle.

2004 [13-0-2-0]: **9/12 vs. Oakland:** Finished with one assist...**9/19 at Baltimore:** Was credited with one special teams assist...**9/26 at Miami:** Played five defensive snaps...**10/3 vs. Cincinnati:** Played nine defensive snaps...**10/10 vs. Cleveland:** Played eight defensive snaps...**10/17 at Dallas:** Logged six defensive plays...**10/31 vs. New England:** Credited with one solo special teams tackle...**11/7 vs. Philadelphia:** Played three defensive snaps...**11/14 at Cleveland:** Was credited with one quarterback hurry/pressure...**11/21 at Cincinnati:** Suffered a hamstring injury in the fourth quarter and did not return...was credited with two special teams assists...**12/18 at New York Giants:** Dressed for the first time in four weeks as a result of a hamstring injury...**12/26 vs. Baltimore:** Had one assist...played seven defensive snaps...**1/2 at Buffalo:** Registered one solo tackle...**AFC Divisional Game 1/15 vs. New York Jets:** Registered one solo special teams tackle...**AFC Championship Game 1/23 vs. New England:** Played on special teams.

2003 [IR]: Was placed on Reserve/Injured List for entire season following shoulder surgery.

2002 [5-0-2-0]: Came on strong as a dynamic special teams player...played in five regular season games and two postseason games...finished with seven solo special teams tackles...was inactive for first nine games...**11/17 at Tennessee:** Dressed for his first pro game...did not play...**12/15 vs. Carolina:** Made some big plays again on special teams...recovered a fumble on a muffed punt that led to a Steelers TD...was credited with three special teams tackles [all solo].

2010 PLAYERS

Brett Keisel

COLLEGE

Finished his career with 66 tackles (39 solo), nine quarterback sacks and 19 stops behind the line of scrimmage...was a Super Sleeper Team selection by The NFL Draft Report...majored in health sciences. **2001:** Received All-Mountain West Conference honorable mention honors...had a banner senior campaign in his first year as a starter...recorded 41 tackles (23 solo) and ranked second on the team with four sacks, and third with nine tackles for losses...also forced one fumble...played in every game at defensive end. **2000:** Made 22 tackles (13 solo), five sacks and 10 tackles for losses...transferred to Snow (Utah) Junior College in 1999...made

three unassisted tackles at defensive end in 1998...red-shirted in 1997.

PERSONAL

Lettered four times in football and basketball and twice in track at Greybull (Wyo.) High School...was a four-time All-Conference selection...earned All-State honors as a tight end and linebacker (1995-96)...was *USA Today* Wyoming Player of the Year in his final season...also earned Sportslink Player of the Year and Conference Player of the Year honors in 1996...is the son of Connie and Lane Keisel...is married to Sarah...has one son, Jacob Cassius (2)...Full name: Brett Keisel.

Keisel's 2009 Game-by-Game Statistics

Date	Opponent	GP	GS	T	AT	TOT	Sacks	Yds	Int/Yds	PD	FF	FR
9/10	TENNESSEE	1	1	5	2	7	0.0	0.0	0/0	0	0	0
9/20	at Chicago	1	1	2	1	3	0.0	0.0	0/0	0	0	0
9/27	at Cincinnati	1	1	3	2	5	0.0	0.0	0/0	1	0	0
10/4	SAN DIEGO	1	1	1	0	1	0.0	0.0	0/0	0	0	0
10/11	at Detroit	1	1	3	1	4	0.0	0.0	0/0	0	0	0
10/18	CLEVELAND	1	1	1	2	3	0.0	0.0	0/0	1	0	0
10/25	MINNESOTA	1	1	4	2	6	1.0	15.0	0/0	0	1	0
11/9	at Denver	1	1	2	0	2	2.0	6.0	0/0	0	0	0
11/15	CINCINNATI	1	1	4	0	4	0.0	0.0	0/0	0	0	0
11/22	at Kansas City	1	1	3	0	3	0.0	0.0	0/0	1	0	0
11/29	at Baltimore	1	1	3	1	4	0.0	0.0	0/0	0	0	0
12/6	OAKLAND	1	1	4	4	8	0.0	0.0	0/0	0	0	0
12/10	at Cleveland	1	1	4	2	6	0.0	0.0	0/0	0	0	0
12/20	GREEN BAY	1	1	1	1	2	0.0	0.0	0/0	0	0	0
12/27	BALTIMORE	1	1	3	2	5	0.0	0.0	0/0	0	0	0
1/3	at Miami						INACTIVE					
SEASON TOTALS		15	15	43	20	63	3.0	21.0	0/0	3	1	0

Keisel's 2008 Game-by-Game Statistics

Date	Opponent	GP	GS	T	AT	TOT	Sacks	Yds	Int/Yds	PD	FF	FR
9/7	HOUSTON	1	1	2	0	2	0.0	0.0	0/0	0	0	0
9/14	at Cleveland	1	1	0	1	1	0.0	0.0	0/0	0	0	0
9/21	at Philadelphia						INACTIVE					
9/29	BALTIMORE						INACTIVE					
10/5	at Jacksonville						INACTIVE					
10/19	at Cincinnati	1	1	3	0	3	0.0	0.0	0/0	0	0	0
10/26	NEW YORK GIANTS	1	1	6	2	8	0.0	0.0	0/0	0	0	0
11/3	at Washington	1	1	1	1	2	0.0	0.0	0/0	0	0	0
11/9	INDIANAPOLIS	1	1	1	2	3	0.0	0.0	0/0	0	0	0
11/16	SAN DIEGO	1	1	6	0	6	1.0	9.0	0/0	1	0	0
11/20	CINCINNATI	1	1	2	2	4	0.0	0.0	0/0	0	0	0
11/30	at New England						INACTIVE					
12/7	DALLAS						INACTIVE					
12/14	at Baltimore						INACTIVE					
12/21	at Tennessee	1	1	2	0	2	0.0	0.0	0/0	0	0	0
12/28	CLEVELAND	1	1	2	1	3	0.0	0.0	0/0	0	0	0
SEASON TOTALS		10	10	25	9	34	1.0	9.0	0/0	1	0	0
POSTSEASON												
1/11	SAN DIEGO	1	1	3	2	5	1.0	8.0	0/0	1	0	0
1/18	BALTIMORE	1	1	1	1	2	0.0	0.0	0/0	0	0	0
2/1	vs. Arizona	1	1	4	1	5	0.0	0.0	0/0	0	0	1
POSTSEASON TOTALS		3	3	8	4	12	1.0	8.0	0/0	1	0	1

Keisel's 2007 Game-by-Game Statistics

Date	Opponent	GP	GS	T	AT	TOT	Sacks	Yds	Int	PD	FF	FR
9/9	at Cleveland	1	1	1	1	2	0.0	0.0	0/0	0	0	0
9/16	BUFFALO	1	1	2	1	3	0.0	0.0	0/0	0	0	0
9/23	SAN FRANCISCO	1	1	0	1	1	0.0	0.0	0/0	1	0	0
9/30	at Arizona	1	1	2	0	2	0.0	0.0	0/0	1	0	0



Brett Keisel

Keisel's 2007 Game-by-Game Statistics (Continued)

Date	Opponent	GP	GS	T	AT	TOT	Sacks	Yds	Int	PD	FF	FR
10/7	SEATTLE	1	1	2	2	4	0.0	0.0	0/0	0	0	0
10/21	at Denver	1	1	4	0	4	0.0	0.0	0/0	0	0	0
10/28	at Cincinnati	1	1	2	1	3	0.0	0.0	0/0	0	0	0
11/5	BALTIMORE	1	1	1	1	2	0.0	0.0	0/0	1	0	0
11/11	CLEVELAND	1	1	1	1	2	0.0	0.0	0/0	2	0	0
11/18	at New York Jets	1	1	5	1	6	1.0	2.0	0/0	0	1	0
11/26	MIAMI	1	1	2	3	5	1.0	3.0	0/0	0	0	0
12/2	CINCINNATI	1	1	2	0	2	0.0	0.0	0/0	0	0	0
12/9	at New England	1	1	3	3	6	0.0	0.0	0/0	0	0	0
12/16	JACKSONVILLE	1	1	1	0	1	0.0	0.0	0/0	0	0	0
12/20	at St. Louis	1	1	1	0	1	0.0	0.0	0/0	0	0	0
12/30	at Baltimore	1	1	3	2	5	0.0	0.0	0/0	0	0	0
SEASON TOTALS		16	16	32	17	49	2.0	5.0	0/0	5	1	0
POSTSEASON												
1/5	JACKSONVILLE	1	1	2	5	7	0.0	0.0	0/0	1	0	0
POSTSEASON TOTALS		1	1	2	5	7	0.0	0.0	0/0	1	0	0

Keisel's 2006 Game-by-Game Statistics

Date	Opponent	GP	GS	T	AT	TOT	Sacks	Yds	Int	PD	FF	FR
9/7	MIAMI	1	1	1	1	2	0.0	0.0	0/0	0	0	0
9/18	at Jacksonville	1	1	4	0	4	0.0	0.0	0/0	0	0	0
9/24	CINCINNATI	1	1	1	2	3	1.0	8.0	0/0	0	0	0
10/8	at San Diego	1	1	4	1	5	1.0	1.0	0/0	0	0	0
10/15	KANSAS CITY	1	1	3	1	4	0.0	0.0	0/0	0	0	0
10/22	at Atlanta	1	1	5	1	6	0.0	0.0	0/0	2	0	0
10/29	at Oakland	1	1	2	1	3	0.0	0.0	0/0	0	0	0
11/5	DENVER	1	1	1	1	2	0.0	0.0	0/0	0	0	0
11/12	NEW ORLEANS	1	1	5	3	8	1.0	5.0	0/0	1	0	1
11/19	at Cleveland	1	1	2	0	2	0.0	0.0	0/0	0	0	0
11/26	at Baltimore	1	1	2	3	5	0.0	0.0	0/0	0	0	0
12/3	TAMPA BAY	1	1	3	2	5	1.0	6.0	0/0	0	0	0
12/7	CLEVELAND	1	1	0	1	1	0.0	0.0	0/0	0	0	0
12/17	at Carolina	1	1	2	0	2	1.5	6.5	0/0	0	0	0
12/24	BALTIMORE	1	1	2	2	4	0.0	0.0	0/0	0	0	0
12/31	at Cincinnati	1	1	0	2	2	0.0	0.0	0/0	0	0	0
SEASON TOTALS		16	16	37	21	58	5.5	26.5	0/0	3	0	1

Keisel's 2005 Game-by-Game Statistics

Date	Opponent	GP	GS	T	AT	TOT	Sacks	Yds	Int	PD	FF	FR
9/11	TENNESSEE	1	0	0	0	0	0.0	0.0	0/0	0	0	0
9/18	at Houston	1	0	2	0	2	0.0	0.0	0/0	1	0	0
9/25	NEW ENGLAND	1	0	0	0	0	0.0	0.0	0/0	0	0	0
10/10	at San Diego	1	0	0	0	0	0.0	0.0	0/0	0	0	0
10/16	JACKSONVILLE	1	0	1	0	1	0.0	0.0	0/0	0	0	0
10/23	at Cincinnati	1	0	0	0	0	0.0	0.0	0/0	0	0	0
10/31	BALTIMORE	1	0	1	0	1	1.0	3.0	0/0	0	0	0
11/6	at Green Bay	1	0	1	0	1	0.0	0.0	0/0	0	0	0
11/13	CLEVELAND	1	0	1	0	1	0.0	0.0	0/0	0	0	0
11/20	at Baltimore	1	0	0	1	1	0.0	0.0	0/0	0	0	0
11/28	at Indianapolis	1	0	1	0	1	0.0	0.0	0/0	0	0	0
12/4	CINCINNATI	1	0	0	0	0	0.0	0.0	0/0	1	0	0
12/11	CHICAGO	1	0	1	0	1	0.0	0.0	0/0	0	0	0
12/18	at Minnesota	1	0	0	0	0	0.0	0.0	0/0	0	0	0
12/24	at Cleveland	1	0	3	0	3	2.0	17.0	0/0	0	1	0
1/1	DETROIT	1	0	1	0	1	0.0	0.0	0/0	0	0	0
SEASON TOTALS		16	0	12	1	13	3.0	20.0	0/0	2	1	0
POSTSEASON												
1/8	at Cincinnati	1	0	0	0	0	0.0	0.0	0/0	0	0	0
1/15	at Indianapolis	1	0	0	1	1	0.0	0.0	0/0	0	0	0
1/22	at Denver	1	0	4	0	4	2.0	10.0	0/0	0	1	0
2/5	vs. Seattle	1	0	2	0	2	0.0	0.0	0/0	0	0	0
POSTSEASON TOTALS		4	0	6	1	7	2.0	10.0	0/0	0	1	0

2010 PLAYERS

Brett Keisel

Keisel's 2004 Game-by-Game Statistics

Date	Opponent	GP	GS	T	AT	TOT	Sacks	Yds	Int	PD	FF	FR
9/12	OAKLAND	1	0	0	1	1	0.0	0.0	0/0	0	0	0
9/19	at Baltimore	1	0	0	0	0	0.0	0.0	0/0	0	0	0
9/26	at Miami	1	0	0	0	0	0.0	0.0	0/0	0	0	0
10/3	CINCINNATI	1	0	0	0	0	0.0	0.0	0/0	0	0	0
10/10	CLEVELAND	1	0	0	0	0	0.0	0.0	0/0	0	0	0
10/17	at Dallas	1	0	0	0	0	0.0	0.0	0/0	0	0	0
10/31	NEW ENGLAND	1	0	0	0	0	0.0	0.0	0/0	0	0	0
11/7	PHILADELPHIA	1	0	0	0	0	0.0	0.0	0/0	0	0	0
11/14	at Cleveland	1	0	0	0	0	0.0	0.0	0/0	0	0	0
11/21	at Cincinnati	1	0	0	0	0	0.0	0.0	0/0	0	0	0
11/28	WASHINGTON						INACTIVE					
12/5	at Jacksonville						INACTIVE					
12/12	NEW YORK JETS						INACTIVE					
12/18	at New York Giants	1	0	0	0	0	0.0	0.0	0/0	0	0	0
12/26	BALTIMORE	1	0	0	1	1	0.0	0.0	0/0	0	0	0
1/2	at Buffalo	1	0	1	0	1	0.0	0.0	0/0	0	0	0
SEASON TOTALS		13	0	1	2	3	0.0	0.0	0/0	0	0	0
POSTSEASON												
1/15	NEW YORK JETS	1	0	0	0	0	0.0	0.0	0/0	0	0	0
1/23	NEW ENGLAND	1	0	0	0	0	0.0	0.0	0/0	0	0	0
POSTSEASON TOTALS		2	0	0	0	0	0.0	0.0	0/0	0	0	0

Keisel's 2003 Game-by-Game Statistics

Date	Opponent	GP	GS	T	AT	TOT	Sacks	Yds	Int	PD	FF	FR
9/7	BALTIMORE						RESERVE/INJURED					
9/14	at Kansas City						RESERVE/INJURED					
9/21	at Cincinnati						RESERVE/INJURED					
9/28	TENNESSEE						RESERVE/INJURED					
10/5	CLEVELAND						RESERVE/INJURED					
10/12	at Denver						RESERVE/INJURED					
10/26	ST. LOUIS						RESERVE/INJURED					
11/2	at Seattle						RESERVE/INJURED					
11/9	ARIZONA						RESERVE/INJURED					
11/17	at San Francisco						RESERVE/INJURED					
11/23	at Cleveland						RESERVE/INJURED					
11/30	CINCINNATI						RESERVE/INJURED					
12/7	OAKLAND						RESERVE/INJURED					
12/15	at New York Jets						RESERVE/INJURED					
12/21	SAN DIEGO						RESERVE/INJURED					
12/28	at Baltimore						RESERVE/INJURED					
SEASON TOTALS		0	0	0	0	0	0.0	0.0	0/0	0	0	0

Keisel's 2002 Game-by-Game Statistics

Date	Opponent	GP	GS	T	AT	TOT	Sacks	Yds	Int	PD	FF	FR
9/9	at New England						INACTIVE					
9/15	OAKLAND						INACTIVE					
9/29	CLEVELAND						INACTIVE					
10/6	at New Orleans						INACTIVE					
10/13	at Cincinnati						INACTIVE					
10/21	INDIANAPOLIS						INACTIVE					
10/27	at Baltimore						INACTIVE					
11/3	at Cleveland						INACTIVE					
11/10	ATLANTA						INACTIVE					
11/17	at Tennessee						DID NOT PLAY					
11/24	CINCINNATI	1	0	0	0	0	0.0	0.0	0/0	0	0	0
12/1	at Jacksonville						INACTIVE					
12/8	HOUSTON	1	0	0	0	0	0.0	0.0	0/0	0	0	0
12/15	CAROLINA	1	0	0	0	0	0.0	0.0	0/0	0	0	0
12/23	at Tampa Bay	1	0	0	0	0	0.0	0.0	0/0	0	0	0
12/29	BALTIMORE	1	0	0	0	0	0.0	0.0	0/0	0	0	0
SEASON TOTALS		5	0	0	0	0	0.0	0.0	0/0	0	0	0
POSTSEASON												
1/5	CLEVELAND	1	0	0	0	0	0.0	0.0	0/0	0	0	0
1/11	at Tennessee	1	0	0	0	0	0.0	0.0	0/0	0	0	0
POSTSEASON TOTALS		2	0	0	0	0	0.0	0.0	0/0	0	0	0



Brett Keisel

Keisel's Career Statistics

REGULAR SEASON

Year	Team	GP	GS	T	AT	TOT	Sacks	Yds	Int	PD	FF	FR
2002	Pittsburgh	5	0	0	0	0	0.0	0.0	0/0	0	0	0
2003	Pittsburgh											
2004	Pittsburgh	13	0	1	2	3	0.0	0.0	0/0	0	0	0
2005	Pittsburgh	16	0	12	1	13	3.0	20.0	0/0	2	1	0
2006	Pittsburgh	16	16	37	21	58	5.5	26.5	0/0	3	0	1
2007	Pittsburgh	16	16	32	17	49	2.0	5.0	0/0	5	1	0
2008	Pittsburgh	10	10	25	9	34	1.0	9.0	0/0	1	0	0
2009	Pittsburgh	15	15	43	20	63	3.0	21.0	0/0	3	1	0
NFL Totals		91	57	150	70	220	14.5	81.5	0/0	14	3	1

Carer Special Teams Tackles (33): 7 in '02, 0 in '03, 4 in '04, 22 in '05, 0 in '06, 0 in '07, 0 in '08 and 0 in '09.

Additional Statistics: Returned two kickoffs for 23 yards (11.5 avg.) in 2005. Recovered a fumble on a muffed punt in 2002 and in 2005.

POSTSEASON

Year	Team	GP	GS	T	AT	TOT	Sacks	Yds	Int	PD	FF	FR
2002	Pittsburgh	2	0	0	0	0	0.0	0.0	0/0	0	0	0
2004	Pittsburgh	2	0	0	0	0	0.0	0.0	0/0	0	0	0
2005	Pittsburgh	4	0	6	1	7	2.0	10.0	0/0	0	1	0
2007	Pittsburgh	1	1	2	5	7	0.0	0.0	0/0	1	0	0
2008	Pittsburgh	3	3	8	4	12	1.0	8.0	0/0	1	0	1
NFL Totals		12	4	16	10	26	3.0	18.0	0/0	2	1	1
2008	Pittsburgh	10	10	25	9	34	1.0	9.0	0/0	1	0	0
NFL Totals		76	42	107	50	157	11.5	60.5	0/0	11	2	1

Special Teams Tackles (33): 7 in '02, 0 in '03, 4 in '04, 22 in '05, 0 in '06, 0 in '07 and 0 in '08.

Additional Statistics: Returned two kickoffs for 23 yards (11.5 avg.) in 2005. Recovered a fumble on a muffed punt in 2002 and in 2005.

Chris Kemoeatu OG

HEIGHT — 6-3
WEIGHT — 344
COLLEGE — Utah
BIRTHDATE — Jan. 4, 1983

BIRTHPLACE — Kahuka, Hawaii
HOW ACQUIRED — D6-05 (#204)
NFL EXPERIENCE — 6th Year

68



PRO

[42-28/4-3]: Drafted by the Steelers in the sixth round (204th overall) of the 2005

NFL Draft...became full-time starter in 2008 at RG... signed a five-year contract during the 2009 offseason to keep him with the team through the 2013 season.

2009 (10-10): Started 10 games at LG before suffering a knee injury...missed the final six games of the season...**9/10 vs. Tennessee:** Made his 17th consecutive start at LG...provided protection for Ben Roethlisberger to complete 33-of-43 passes (76.7 pct.) for 363 yards with one touchdown...**9/20 at Chicago:** Made his 18th consecutive start at LG... provided protection for Roethlisberger to complete 23-of-35 passes (65.7 pct.) for 221 yards with one touchdown...**9/27 at Cincinnati:** Made his 19th consecutive start at LG...paved way for Willie Parker to rush 25 times for 93 yards (3.7 avg.) with a long of 24...**10/4 vs. San Diego:** Made his 20th consecu-

tive start at LG...paved the way for Rashard Mendenhall to rush 165 yards in 29 attempts (5.7 avg.) with two touchdowns...**10/11 at Detroit:** Made his 21st consecutive start at LG...provided protection for Ben Roethlisberger to complete 23-of-30 passes (76.7 pct.) for 277 yards with three touchdowns...**10/18 vs. Cleveland:** Made his 22nd consecutive start at LG...provided protection for Ben Roethlisberger to complete 23-of-35 passes (65.6 pct.) for 417 yards with two touchdowns...**10/25 vs. Minnesota:** Made his 23rd consecutive start at LG...provided protection for Ben Roethlisberger to complete 14-of-26 passes (53.8 pct.) for 175 yards with one touchdown...**11/9 at Denver:** Made his 24th consecutive start at LG... provided protection for Ben Roethlisberger to complete 21-of-29 passes (72.4 pct.) for 233 yards with one touchdown...paved the way for Rashard Mendenhall to rush 22 times for 155 yards (7.0 avg.) with a long of 36...**11/15 vs. Cincinnati:** Made his 25th

2010 PLAYERS

MEDIA INFORMATION

FOOTBALL STAFF

2010 PLAYERS

2009 IN REVIEW

STEELERS HISTORY

RECORDS

Chris Kemoeatu

consecutive start at LG...provided protection for Ben Roethlisberger to complete 20-of-40 passes (50.0 pct.) for 174 yards...**11/22 at Kansas City:** Made his 26th consecutive start at LG before leaving with an injury...provided protection for Ben Roethlisberger to complete 32-of-42 passes (76.2 pct.) for 398 yards with three touchdowns...**11/29 at Baltimore:** Was inactive due to a knee injury...**12/6 vs. Oakland:** Made his 45th career start at LG...paved the way for Rashard Mendenhall to rush 103 yards in 20 attempts (5.2 avg.) with one touchdown...provided protection for Ben Roethlisberger to complete 18-of-24 passes (75.0 pct.) for 278 yards with two touchdowns...**12/10 at Cleveland:** Made his 46th career start at LG...provided protection for Ben Roethlisberger to complete 18-of-32 passes (56.2 pct.) for 201 yards with a long of 24...**12/20 vs. Green Bay:** Was inactive due to a knee and arm injury...**12/27 vs. Baltimore:** Was inactive due to a knee injury...**1/3 at Miami:** Dressed but did not play.

2008 (16-16/3-3): Started all 16 regular-season games at LG for the first time in his career...started all three postseason games...paved way for Willie Parker to rush for the third-most yards (27-146, 5.4 avg.) in team postseason history versus San Diego in the AFC Divisional Game...**9/7 vs. Houston:** Played in his 13th consecutive game and made his third career start at LG...his protection allowed Ben Roethlisberger to finish 13-of-14 for 137 yards with two touchdowns and a passer rating of 147.0...**9/14 at Cleveland:** Made his second consecutive start at LG and paved the way for the Steelers to rush 31 times for 117 yards (3.8 avg.) as a team...**9/21 at Philadelphia:** Made his third consecutive start at LG...**9/29 vs. Baltimore:** Made his fourth consecutive start at LG...**10/5 at Jacksonville:** Made his fifth consecutive start at LG...provided the protection for Roethlisberger to finish 26-of-41 for 309 yards with three touchdowns and one interception...**10/19 at Cincinnati:** Made his sixth consecutive start at LG...paved the way for Mewelde Moore to rush 20 times for 120 yards (6.0 avg.) with two touchdowns...key cog of an offensive line which held the Bengals without a sack...**10/26 at New York Giants:** Started his seventh consecutive game at LG...paved the way for Moore to rush for 84 yards on 19 attempts (4.4 avg.) with a long of 32 and one touchdown...**11/3 at Washington:** Started his eighth consecutive game at LG...provided protection for Byron Leftwich to complete 7-of-10 passes for 129 yards with one touchdown and a passer rating of 145.8 during the second half...**11/9 vs. Indianapolis:** Made his ninth consecu-

tive start at LG...paved the way for Moore to rush for two touchdowns, the third time this season that a Steelers running back has rushed for multiple touchdowns in the same game...**11/16 vs. San Diego:** Made his 10th consecutive start at LG...paved the way for Parker to rush 25 times for 115 yards (4.6 avg.) with a long of 13 yards...**11/20 vs. Cincinnati:** Made his 11th consecutive start at LG...provided protection for Roethlisberger to complete 17-of-30 passes for 243 yards with one touchdown and a passer rating of 94.2...**11/30 at New England:** Played in his 30th career game...paved way for the Steelers to rush for 161 yards on 34 attempts (4.7 avg.) with one touchdown and a long of 31 yards...**12/7 vs. Dallas:** Made his 13th consecutive start at LG...provided protection for Roethlisberger to complete 17-of-33 passes for 204 yards with one touchdown for a passer rating of 80.9...**12/14 at Baltimore:** Made his 14th consecutive start at LG...provided protection for Roethlisberger to complete 22-of-40 passes for 246 yards with one touchdown and a passer rating of 81.9...**12/21 at Tennessee:** Made his 15th consecutive start at LG...provided protection for Roethlisberger to pass for a season-high 329 yards on 25-of-39 attempts with two touchdowns and two interceptions...**12/28 vs. Cleveland:** Made his 16th consecutive start at LG...paved way for Parker to rush for 116 yards on 23 attempts (5.0 avg.) with one touchdown...**AFC Divisional Game 1/11 vs. San Diego:** Made his first career postseason start...paved way for Parker to rush for 146 yards on 27 attempts (5.4 avg.) with two touchdowns...**AFC Championship Game 1/18 vs. Baltimore:** Made his second consecutive postseason start at LG...provided protection for Roethlisberger to complete 16-of-33 passes for 255 yards with one touchdown for a passer rating of 84.8...**Super Bowl XLIII 2/1 vs. Arizona:** Made his third consecutive postseason start at LG...provided protection for Roethlisberger to complete 21-of-30 passes for 256 yards with one touchdown and one interception for a passer rating of 93.2.

2007 (15-0/1-0): Appeared in a career-high 15 games on special teams and as a backup at guard...played his first career playoff game against Jacksonville...**9/9 at Cleveland:** Saw limited action at LG during the Steelers' last two series...**9/16 vs. Buffalo:** Saw action at LG for the second consecutive game...**9/23 vs. San Francisco:** Dressed but did not see any action...**9/30 at Arizona:** Dressed but did not see action...**10/7 vs. Seattle:** Saw limited action late in the game during the Steelers' last two series...**10/21 at Denver:** Dressed but did not see



Chris Kemoeatu

any action...**10/28 at Cincinnati:** Only saw action on special teams...**11/5 vs. Baltimore:** Relieved Kendall Simmons in the fourth quarter at RG...was a factor in Ben Roethlisberger going 13-of-16 passing for 209 yards with a career-high five TDs, while registering a perfect passer rating of 158.3...also a major part in Roethlisberger being able to pass for a TD in 13 consecutive games, which broke Terry Bradshaw's previous record of 12 consecutive games...**11/11 vs. Cleveland:** Saw extensive play on the offensive line...helped the offense pick up 401 total yards, while helping Willie Parker to rush for 105 yards on 25 attempts (4.2 avg.), giving him his sixth 100-yard rushing game of the season...also made it possible for Roethlisberger to complete 23-of-35 passes for 278 yards and two TDs while finishing with a passer rating of 99.9...served as a fullback on goal-line unit for one play...**11/18 at New York Jets:** Saw action on special teams but did not get any offensive snaps...**11/26 vs. Miami:** Saw action on special teams but did not see any offensive snaps...**12/2 vs. Cincinnati:** Saw action on special teams...**12/9 at New England:** Saw action on special teams in his 15th career game...**12/16 vs. Jacksonville:** Saw action on special teams, while playing in his 10th consecutive game...**12/20 at St. Louis:** Played in his 11th consecutive game and saw action on offense...helped Najeh Davenport run for 123 yards on 24 carries (5.1 avg.) and one TD, while also allowing Roethlisberger to finish 16-of-20 passing for 261 yards and three TDs, which gave him his third perfect (158.3) passer rating of his career, tying Peyton Manning's NFL record...**12/30 at Baltimore:** Saw action on the offensive line, while playing in his 12th consecutive game...**AFC Wild Card Game 1/5 vs. Jacksonville:** Saw action in his first playoff game...gave Roethlisberger time to finish 29-of-42 for 337 yards passing with two TDs...also helped Davenport finish the game with two rushing TDs.

2006 [3-2/0-0]: Made two starts, the first two of his career, at RG...**9/7 vs. Miami:** Was inactive...**9/18 at Jacksonville:** Was inactive...**9/24 vs. Cincinnati:** Was inactive...**10/8 at San Diego:** Was inactive...**10/15 vs. Kansas City:** Made the first start of

his career at RG in place of injured Kendall Simmons...helped the offense gain 457 total yards, including 219 rushing on 42 carries (5.2 avg.) and three TDs...**10/22 at Atlanta:** Saw significant playing time at RG in the second half...**10/29 at Oakland:** Started at RG for the second time in three games...was inactive for the remainder of the season.

COLLEGE

Played left offensive guard during his first two years before shifting to the right side...shifted to the offensive line upon arrival at Utah...majored in sociology. **2004:** Circular Wireless/ABC Sports and SI.com first-team All-American selection...first-team All-Mountain West Conference choice...started every game at right guard and did not allow a quarterback sack...participated in 745 snaps, leading the team with 81 knockdowns (7.4 per game)...credited with 10 touchdown resulting blocks as the offense averaged 499.8 yards per game...close to 80% of the team's red zone touchdowns came over his territory (right guard). **2003:** Played in eight games and started six at right guard...earned honorable mention All-Mountain West Conference honors...finished with 28 knockdown blocks and allowed two sacks for an offense that totaled 374.5 yards per game...finished the year with an 81% grade for blocking consistency. **2002:** Honorable mention All-Mountain West Conference...started every game at left guard...averaged 9.1 knockdowns (100) per game...allowed only two quarterback sacks. **2001:** Played in three games as a reserve left guard as true freshman.

PERSONAL

Attended Kahuku (Hawaii) High School...named Hawaii Defensive Player of the Year in 2000 and was a first-team All-State pick...served as team captain, leading Kahuku to the 2000 state championship...also an honor roll student...son of Manako Melino and Ahea Kolovetekina Kemoeatu...brother, Ma'ake, lettered in football at Utah from 1998-2001 and now plays for the Carolina Panthers...brother, Tevita, was a defensive lineman at Utah from 2001-04...younger brother, Benji, is a junior on West Virginia's football team...resides in Kahuku, Hawaii in the offseason...Full name: Uikelotu Christopher Kemoeatu.

Byron Leftwich QB

HEIGHT — 6-5	BIRTHPLACE — Washington, D.C.
WEIGHT — 250	HOW ACQUIRED — FA-'10
COLLEGE — Marshall	NFL EXPERIENCE — 8th Year
BIRTHDATE — January 14, 1980	



PRO

(57-49/2-1): Traded to his former team, the Pittsburgh Steelers, for a 7th round draft

pick on April 20, 2010...started the first three games for the Buccaneers during the 2009 season but battled an elbow injury...was inactive for a few games and was placed on Reserve/Injured List on November 24, 2009...signed a two-year contract with the Tampa Bay Buccaneers on April 12, 2009...played in five games for the Steelers in 2008 in place of injured QB Ben Roethlisberger...signed a one-year contract with the Pittsburgh Steelers on August 10, 2008 to be the backup QB...released by the Atlanta Falcons on February 15, 2008...played in three and started two games for the Falcons during the 2007 season...signed a two-year contract with Atlanta on September 18, 2007...released by the Jacksonville Jaguars on September 1, 2007...originally drafted by the Jacksonville Jaguars in the first round (7th overall) of the 2003 NFL Draft.

2009 (3-3/0-0): Started the first three games of the season battling elbow problems...threw for 594 yards and four touchdowns...completed 54 percent of his passes and was only sacked twice in three games...sat out the next few games with an elbow injury and was inactive up until Week 11...placed on Reserve/Injured List after Week 11 and missed the rest of the season...**9/13 vs. Dallas:** Threw for 276 yards and one touchdown in the season-opening game...completed 25-of-41 passes...**9/20 at Buffalo:** Threw for 296 yards and three touchdowns...completed 26-of-50 passes...**9/27 vs. New York Giants:** Completed seven passes for 22 yards and one interception...played the game despite having an elbow injury. **10/4 at Washington:** Dressed but did not play...**10/11 at Philadelphia:** Dressed but did not play...**10/18 vs. Carolina:** Dressed but did not play...**10/25 vs. New England:** Dressed but did not play...**11/8 vs. Green Bay:** was inactive...**11/15 at Miami:** was inactive...**11/22 vs. New Orleans:** was inactive...**11/24:** Placed on Reserve/Injured List.

2008 (5-0/1-0): 9/7 vs. Houston: Made his Steelers debut and played in his 50th career game when he relieved Ben Roethlisberger in the fourth quarter...he did not complete a pass in four attempts and rushed twice for zero yards...led the Steelers to

one score in four drives as Jeff Reed hit a 44-yard field goal on Leftwich's third possession...**9/14 at Cleveland:** Did not play as Roethlisberger's backup...**9/21 at Philadelphia:** Played the final series in place of Roethlisberger, who left with a hand injury...completed 4-of-7 passes for 60 yards and a passer rating of 85.4...**9/29 vs. Baltimore:** Did not play as Roethlisberger's backup...**10/5 at Jacksonville:** Did not play as Roethlisberger's backup...**10/19 vs. Cincinnati:** Played in his 52nd career game when he relieved Roethlisberger on the game's final drive...completed 3-of-3 passes for 34 yards and one touchdown for a passer rating of 153.5...was his first touchdown pass as a member of the Steelers and the 53rd of his career...**10/26 vs. New York Giants:** Did not play as Roethlisberger's backup...**11/3 at Washington:** Made his fourth appearance as a member of the Steelers when he relieved Roethlisberger at the beginning of the second half...finished 7-of-10 (70.0 pct.) for 129 yards with one touchdown and a passer rating of 145.8...threw a season-long pass of 50 yards to Nate Washington...tossed a five-yard touchdown pass to Santonio Holmes in the fourth quarter...rushed once for minus-one yards...**11/9 vs. Indianapolis:** Did not play as Roethlisberger's backup...**11/16 vs. San Diego:** Did not play as Roethlisberger's backup...**11/20 vs. Cincinnati:** Did not play as Roethlisberger's backup...**11/30 at New England:** Did not play as Roethlisberger's backup...**12/7 vs. Dallas:** Did not play as Roethlisberger's backup...**12/14 at Baltimore:** Did not play as Roethlisberger's backup...**12/21 at Tennessee:** Did not play as Roethlisberger's backup...**12/28 vs. Cleveland:** Played in his 54th career game in relief of Roethlisberger...finished 7-for-12 for 80 yards and an eight-yard rushing touchdown for a passer rating of 78.5...**AFC Divisional Game 1/11 vs. San Diego:** Played in his second postseason game during the final two series of the fourth quarter...only pass attempt was incomplete...rushed four times for minus-two yards (-0.5 avg.) with a long of two yards...**AFC Championship Game 1/18 vs. Baltimore:** Dressed but did not play as Roethlisberger's backup...**Super Bowl XLIII 2/1 vs. Arizona:** Dressed but did not play as Roethlisberger's backup.



Byron Leftwich

MEDIA INFORMATION

FOOTBALL STAFF

2010 PLAYERS

2009 IN REVIEW

STEELERS HISTORY

RECORDS

2007 [3-2]: Played in three games with two starts for the Falcons after being signed on September 18... spent training camp with the Jacksonville Jaguars prior to being released during final roster cuts on September 1... played in three games for the Falcons with two starts... completed 32-of-59 passes for 279 yards with one touchdown and three interceptions for a passer rating of 51.4... was inactive for 10 games and served as the backup in one other game... **9/18**: Signed by Falcons... **9/23 vs. Carolina**: Was inactive... **9/30 vs. Houston**: Was inactive... **10/7 at Tennessee**: Completed 2-of-8 passes for 28 yards with one interception and a passer rating of 2.1... rushed three times for one yard... **10/15 vs. New York Giants**: Was inactive... **10/21 at New Orleans**: Made his first start as a member of the Falcons... completed 15-of-23 passes for 145 yards with one touchdown and a passer rating of 97.2... rushed three times for six yards prior to leaving the game with an ankle injury... **11/4 vs. San Francisco**: Was inactive... **11/11 at Carolina**: Was inactive... **11/18 vs. Tampa Bay**: Started his second game of the season... completed 15-of-27 passes for 106 yards with two interceptions and a passer rating of 32.7... **11/22 vs. Indianapolis**: Was inactive... **12/2 at St. Louis**: Was inactive... **12/10 vs. New Orleans**: Served as the backup... **12/16 at Tampa Bay**: Was inactive... **12/23 at Arizona**: Was inactive... **12/30 vs. Seattle**: Was inactive.

2006 [6-6]: Started the first six games of the season and completed 108-of-183 passes for 1,159 yards with seven touchdowns and five interceptions... rushed 25 times for 41 yards (1.6 avg.) with two touchdowns... was inactive for five games with an ankle injury before being placed on the Reserve/Injured List on December 1... **9/10 vs. Dallas**: Completed 23-of-34 passes (67.6 pct.) for 237 yards with one touchdown and one interception... rushed five times for seven yards (1.4 avg.) with one touchdown... **9/18 vs. Pittsburgh**: Completed 26-of-39 passes for 260 yards with one interception... **9/24 at Indianapolis**: Completed 16-of-28 passes for 107 yards with one touchdown and two interceptions... rushed six times for 14 yards (2.3 avg.) with one touchdown... **10/1 at Washington**: Completed 20-of-34 passes for 290 yards with a season-high three touchdowns and two interceptions... rushed five times for 14 yards (2.8 avg.)... **10/8 vs. New York Jets**: Completed 9-of-20 passes for 140 yards with two touchdowns... his touchdown pass to George Wrihter was his 50th career touchdown pass... **10/22 at Houston**: Completed 14-of-28 passes for 125 yards before leaving with an ankle injury... **10/29 at Philadelphia**: Was inactive... **11/5 vs. Tennessee**: Was inactive... **11/12 vs. Houston**: Was inactive... **11/20**

vs. New York Giants: Was inactive... **11/26 at Buffalo**: Was inactive... **12/1**: Placed on the Reserve/Injured List.

2005 [11-11]: Selected as an offensive captain by his teammates and started the first 11 games before fracturing his left ankle at Arizona on November 27... returned to start the AFC Wild Card Game at New England after missing the last five regular-season games... finished the season completing 175-of-302 passes (57.9 pct.) for 2,123 yards with 15 touchdowns and five interceptions... ranked seventh in the AFC and ninth in the NFL with an 89.3 passer rating... named to USA Today's All-Joe Team, which goes to players who overachieved... **9/11 vs. Seattle**: Completed 17-of-31 passes for 252 yards with two touchdowns and a passer rating of 103.2... also rushed four times for nine yards (2.3 avg.)... **9/18 at Indianapolis**: Completed 16-of-29 passes for 198 yards... rushed three times for 11 yards (3.7 avg.)... **9/25 at New York Jets**: Completed 16-of-23 passes (69.5 pct.) for 177 yards with two touchdowns and one interception... rushed two times for 12 yards (6.0 avg.)... threw the game-winning touchdown pass of 36 yards to Jimmy Smith in overtime... **10/2 vs. Denver**: Completed 20-of-34 passes (58.8 pct.) for 240 yards with one touchdown and two interceptions... **10/9 vs. Cincinnati**: Led the Jaguars to a primetime win by completing 10-of-24 passes for 161 yards with two touchdowns and a passer rating of 92.5... **10/16 at Pittsburgh**: Completed 19-of-35 passes for 177 yards with one touchdown and one interception... **10/30 at St. Louis**: Completed 18-of-31 passes (58.1 pct.) for 213 yards with two touchdowns and one interception... rushed one time for nine yards... surpassed 7,000 career passing yards... **11/6 vs. Houston**: Completed 19-of-25 passes (76.0 pct.) for 218 yards with one touchdown and a passer rating of 115.1... rushed four times for 10 yards (2.5 avg.) with one touchdown... **11/13 vs. Baltimore**: Completed 16-of-30 passes for 211 yards with one touchdown... **11/20 at Tennessee**: Completed 22-of-38 passes for a season-high 258 yards (57.8 pct.) with three touchdowns and a passer rating of 104.9... was his first career three-touchdown performance... also rushed six times for nine yards (1.5 avg.) with one touchdown... **11/27 at Arizona**: Completed his first two passes for 18 yards before leaving the game with a fractured ankle... **12/3 at Cleveland**: Was inactive... **12/10 vs. Indianapolis**: Was inactive... **12/17 vs. San Francisco**: Was inactive... **12/24 at Houston**: Was inactive... **12/31 vs. Tennessee**: Was inactive... **AFC Wild Card Game 1/7 vs. New England**: Returned to lineup after missing the final five games of the regular season with a fractured ankle... completed

2010 PLAYERS

RECORDS
STEELERS HISTORY
2009 IN REVIEW
2010 PLAYERS
FOOTBALL STAFF
MEDIA INFORMATION

Byron Leftwich

18-of-31 passes for 179 yards with one interception in a losing effort.

2004 (14-14): Started 14 games for the Jaguars...completed 267-of-441 passes [60.5 pct.] for a career-high 2,941 yards with 15 touchdowns and 10 interceptions...ranked 10th in the AFC with an 82.2 passer rating...**9/12 at Buffalo:** Completed 18-of-36 passes for 147 yards with one touchdown and two interceptions...threw the game-winning touchdown pass to Ernest Wilford with no time remaining on the clock...also rushed twice for 11 yards [5.5 avg.]...**9/19 vs. Denver:** Completed 8-of-16 passes for 120 yards with one touchdown...rushed twice for eight yards [4.0 avg.]...**9/26 at Tennessee:** Completed 14-of-20 passes [70.0 pct.] for 124 yards with one touchdown...led the game-winning touchdown drive in the fourth quarter for the second time in three weeks...**10/3 vs. Indianapolis:** Completed 29-of-41 passes [70.7 pct.] for 318 yards and one touchdown for a passer rating of 101.5...**10/10 at San Diego:** Completed 36-of-54 passes [66.7 pct.] for 357 yards with one touchdown and two interceptions...set single-game highs in attempts, completions and passing yards...**10/17 vs. Kansas City:** Led his third game-winning fourth quarter drive of the season when he hit Cortez Hankton for the winning score...completed 24-of-36 passes [66.7 pct.] for 298 yards with two touchdowns and a passer rating of 110.6...**10/24 at Indianapolis:** Made his 20th career start...notched his third 300-yard game in his last four starts...completed 23-of-30 passes for 300 yards with two touchdowns and one interception...led the team to its fourth come-from-behind victory in the fourth quarter...started the game by completing 10 straight passes and finished the game with a passer rating of 116.0...had thrown a touchdown pass in 12 straight games, which was the longest active streak in the AFC...broke team record with 15 consecutive completions including his last five vs. Kansas City on Oct. 17 and the first 10 of this game, topping the previous record of 13 set by Mark Brunell...**10/31 at Houston:** Completed 25-of-40 passes for 227 yards with two interceptions...left the game for two plays in the second quarter with an injured left knee, but returned to finish the game...**11/14 vs. Detroit:** Was inactive with a left knee injury, snapping a string of 21 consecutive starts...**11/21 vs. Tennessee:** Was inactive...**11/28 at Minnesota:** Returned to the lineup after missing two games and completed 19-of-34 passes for 235 yards with one touchdown...**12/5 vs. Pittsburgh:** Completed 16-of-27 passes [59.3 pct.] for 268 yards with one touchdown...surpassed 5,000 passing yards [5,213] for his career...**12/12 vs. Chicago:** Completed 25-of-45 passes for 242 yards with two touch-

downs and one interception...rushed four times for eight yards [2.0 avg.]...**12/19 at Green Bay:** Made his 25th career start...completed 9-of-20 passes for 121 yards with two touchdowns and a passer rating of 98.1...ran three times for nine yards [3.0 avg.]...was the sixth multiple touchdown game of his career and the second time producing back-to-back multiple touchdowns in his career...**12/26 vs. Houston:** Completed 6-of-14 passes for 35 yards with one interception...suffered a concussion in the first quarter but returned to the game before being relieved in the fourth quarter by David Garrard...**1/2 at Oakland:** Completed 15-of-28 passes 149 yards with one interception...rushed 10 times for 41 yards [4.1 avg.]

2003 (15-13): Took over the starting job in Week 4 at Houston after Mark Brunell injured his left elbow the week prior...finished the season with 2,819 passing yards, 14 touchdowns and 16 interceptions...tied for 11th in the AFC with a 73.0 passer rating, which is fourth highest of the 37 quarterbacks who have been drafted in the first round since 1983...13 starts tied for the ninth most by a rookie in Jaguars' history...**9/7 at Carolina:** Did not play...**9/14 vs. Buffalo:** Saw his first NFL action on the team's final drive...completed seven-of-eight passes for 92 yards, including his first NFL touchdown pass to George Wriehster...had a passer rating of 154.2...**9/21 at Indianapolis:** Played on the final drive of the game...completed four-of-five passes for 32 yards with an eight-yard touchdown pass to Matthew Hatchette...**9/28 at Houston:** Completed 17-of-36 passes for 231 yards with one touchdown and three interceptions in his first career NFL start...rushed twice for 11 yards [5.5 avg.]...**10/5 vs. San Diego:** Notched his first career NFL win as a starting quarterback...completed 19-of-28 passes for 336 yards with two touchdowns for a passer rating of 132.4...passer rating was the fourth-highest single-game rating in Jaguars' history and passing yards were the 11th-highest total and most of any Jaguars QB other than Brunell...**10/12 vs. Miami:** Completed 24-of-42 passes for 256 yards with three interceptions...rushed five times for 24 yards [4.8 avg.] with his first career NFL rushing touchdown...**10/26 vs. Tennessee:** Completed 15-of-27 passes for 158 yards with one touchdown and two interceptions...**11/2 at Baltimore:** Completed 22-of-34 passes for 208 yards with one touchdown and one interception for a passer rating of 79.0...**11/9 vs. Indianapolis:** Completed 12-of-22 passes for 179 yards with one touchdown for a passer rating of 96.6...led the Jaguars to a last-minute victory...rushed three times for six yards [2.0 avg.] with one touchdown...had produced a touchdown in eight straight games [running or passing] at the start of his



Byron Leftwich

career, tied for the second-longest streak for players who began their careers since 1970...**11/16 at Tennessee:** Completed 15-of-31 passes for 151 yards with two interceptions...**11/23 at New York Jets:** Completed 17-of-33 passes for 172 yards with one interception...**11/30 vs. Tampa Bay:** Led the Jaguars to victory over the defending Super Bowl champion Buccaneers on ESPN "Sunday Night Football"...completed 20-of-34 passes for 224 yards with two touchdowns for a passer rating of 98.2...threw a 48-yard touchdown to Jimmy Smith in the fourth quarter...**12/7 vs. Houston:** Completed 18-of-29 passes for 194 yards with one touchdown...**12/14 at New England:** Completed 21-of-40 passes for 288 yards with one touchdown and two interceptions...rushed three times for 10 yards (3.3 avg.)...**12/21 vs. New Orleans:** Completed 9-of-17 passes for 131 yards with one touchdown and two interceptions...rushed twice for 23 yards (11.5 avg.)...**12/28 at Atlanta:** Completed 19-of-32 passes for 167 yards with one touchdown and a passer rating of 83.7...rushed three times for 33 yards (11.0 avg.).

COLLEGE

One of the most prolific passers in college football history, setting Mid-American Conference career records for passing yards and total offense...three-year starter who completed 939-of-1,442 passes (65.1 pct.) for 11,903 yards with 89 touchdowns and 28 interceptions...

...amassed 12,090 yards of total offense on 1,632 plays...inducted into the Marshall University Hall of Fame in 2007...graduated with a degree in business. **2002:** Finished sixth in voting for Heisman Trophy...was first-team All-MAC...became the first repeat winner of the conference's Offensive Player of the Year in a decade...completed 331-of-491 passes for 4,268 yards with 30 touchdowns and 10 interceptions. **2001:** Completed 315-of-470 passes for 4,132 yards with 38 touchdowns and seven interceptions...named MAC Offensive Player of the Year...won the Vern Smith leadership award...was a semifinalist for the 2001 Offensive Player of the Year award as voted by Football News...twice earned MAC Player of the Week honors for the weeks of October 1 and 22. **2000:** Completed 279-of-457 passes for 3,358 yards with 21 touchdowns and nine interceptions...was named MAC Player of the Week for the week of October 3. **1999:** Spent the season as the backup to Chad Pennington.

PERSONAL

Attended H.D. Woodson High in Washington, D.C. where he lettered in football, basketball and baseball...named All-Metro, George Michael's Golden 11 and Offensive Player of the Year as a senior...participated in the JCPenny Take a Player to School program and actively supports the charitable efforts of his teammates...Full name: Byron Antron Leftwich..

Leftwich's 2009 Game-by-Game Statistics

Date	Opponent	GP	GS	Att	Cmp	Pct	Yds	Yds/Att	TD	Int	Lg	Sack	Lost	Rtg
9/13	DALLAS	1	1	41	25	61.0	276	6.7	1	0	47	0	0	89.1
9/20	at Buffalo	1	1	50	26	52.0	296	5.9	3	2	42	2	12	73.4
9/27	NEW YORK GIANTS	1	1	16	7	43.8	22	1.4	0	1	7	1	3	25.0
10/4	at Washington						DID NOT PLAY							
10/11	at Philadelphia						DID NOT PLAY							
10/18	CAROLINA						DID NOT PLAY							
10/25	NEW ENGLAND						DID NOT PLAY							
11/8	GREEN BAY						INACTIVE							
11/15	at Miami						INACTIVE							
11/22	NEW ORLEANS						INACTIVE							
11/29	at Atlanta						RESERVE/INJURED							
12/6	at Carolina						RESERVE/INJURED							
12/13	NEW YORK JETS						RESERVE/INJURED							
12/20	at Seattle						RESERVE/INJURED							
12/27	at New Orleans						RESERVE/INJURED							
1/3	Atlanta						RESERVE/INJURED							
SEASON TOTALS		3	3	107	58	54.2	594	5.6	4	3	47	3	15	71.2

Leftwich's 2008 Game-by-Game Statistics

Date	Opponent	GP	GS	Att	Cmp	Pct	Yds	Yds/Att	TD	Int	Lg	Sack	Lost	Rtg
9/7	HOUSTON	1	0	4	0	0.0	0	0.0	0	0	0	0	0	39.6
9/14	at Cleveland						DID NOT PLAY							
9/21	at Philadelphia	1	0	7	4	57.1	60	8.6	0	0	21	1	9	85.4
9/29	BALTIMORE						DID NOT PLAY							
10/5	at Jacksonville						DID NOT PLAY							
10/19	at Cincinnati	1	0	3	3	100.0	34	11.3	1	0	16	0	0	153.5
10/26	NEW YORK GIANTS						DID NOT PLAY							
11/3	at Washington	1	0	10	7	70.0	129	12.9	1	0	50	2	13	145.8
11/9	INDIANAPOLIS						DID NOT PLAY							
11/16	SAN DIEGO						DID NOT PLAY							

2010 PLAYERS

Byron Leftwich

Leftwich's 2008 Game-by-Game Statistics (Continued)

Date	Opponent	GP	GS	Att	Cmp	Pct	Yds	Yds/Att	TD	Int	Lg	Sack	Lost	Rtg
11/20	CINCINNATI						DID NOT PLAY							
11/30	at New England						DID NOT PLAY							
12/7	DALLAS						DID NOT PLAY							
12/14	at Baltimore						DID NOT PLAY							
12/21	at Tennessee						DID NOT PLAY							
12/28	CLEVELAND	1	0	12	7	58.3	80	6.7	0	0	21	0	0	78.5
SEASON TOTALS		5	0	36	21	58.3	303	8.4	2	0	50	3	22	104.3

POSTSEASON

1/11	SAN DIEGO	1	0	1	0	0.0	0	0.0	0	0	0	0	0	39.6
1/18	BALTIMORE						DID NOT PLAY							
2/1	vs. Arizona						DID NOT PLAY							
POSTSEASON TOTALS		1	0	1	0	0.0	0	0.0	0	0	0	0	0	39.6

Leftwich's 2007 Game-by-Game Statistics

Date	Opponent	GP	GS	Att	Cmp	Pct	Yds	Yds/Att	TD	Int	Lg	Sack	Lost	Rtg
9/9	at Minnesota						NOT WITH TEAM							
9/16	at Jacksonville						NOT WITH TEAM							
9/23	CAROLINA						INACTIVE							
9/30	HOUSTON						INACTIVE							
10/7	at Tennessee	1	0	8	2	25.0	28	3.5	0	1	18	1	8	2.1
10/15	NEW YORK GIANTS						INACTIVE							
10/21	at New Orleans	1	1	23	15	65.2	145	6.3	1	0	23	1	7	97.2
11/4	SAN FRANCISCO						INACTIVE							
11/11	at Carolina						INACTIVE							
11/18	TAMPA BAY	1	1	27	15	53.6	106	3.9	0	2	14	4	19	32.7
11/22	INDIANAPOLIS						INACTIVE							
12/2	at St. Louis						INACTIVE							
12/10	NEW ORLEANS						DID NOT PLAY							
12/16	at Tampa Bay						INACTIVE							
12/23	at Arizona						INACTIVE							
12/30	SEATTLE						INACTIVE							
SEASON TOTALS		3	2	58	32	55.2	279	4.8	1	3	23	6	34	51.4

Leftwich's 2006 Game-by-Game Statistics

Date	Opponent	GP	GS	Att	Cmp	Pct	Yds	Yds/Att	TD	Int	Lg	Sack	Lost	Rtg
9/10	DALLAS	1	1	34	24	67.6	237	6.9	1	1	30	1	8	85.0
9/18	PITTSBURGH	1	1	39	26	66.7	260	6.7	0	1	48	1	8	74.7
9/24	at Indianapolis	1	1	28	16	57.1	107	3.8	1	2	17	1	1	47.8
10/1	at Washington	1	1	34	20	58.8	290	8.5	3	1	51t	4	15	103.8
10/8	NEW YORK JETS	1	1	20	9	45.0	140	7.0	2	0	40	1	9	102.1
10/22	at Houston	1	1	28	14	50.0	125	4.5	0	0	19	1	7	62.4
10/29	at Philadelphia						INACTIVE							
11/5	TENNESSEE						INACTIVE							
11/12	HOUSTON						INACTIVE							
11/20	NEW YORK GIANTS						INACTIVE							
11/26	at Buffalo						INACTIVE							
12/3	at Miami						RESERVE/INJURED							
12/10	INDIANAPOLIS						RESERVE/INJURED							
12/17	at Tennessee						RESERVE/INJURED							
12/24	NEW ENGLAND						RESERVE/INJURED							
12/31	at Kansas City						RESERVE/INJURED							
SEASON TOTALS		6	6	183	108	59.0	1,159	6.3	7	5	51t	9	48	79.0

Leftwich's 2005 Game-by-Game Statistics

Date	Opponent	GP	GS	Att	Cmp	Pct	Yds	Yds/Att	TD	Int	Lg	Sack	Lost	Rtg
9/11	SEATTLE	1	1	31	17	54.8	252	5.3	2	0	45	3	15	103.2
9/18	at Indianapolis	1	1	29	16	55.2	198	8.1	0	0	41	6	23	76.5
9/25	at New York Jets	1	1	23	16	69.5	177	6.8	2	1	36t	2	8	103.0
10/2	DENVER	1	1	34	20	58.8	240	7.7	1	2	45t	2	11	65.8
10/9	CINCINNATI	1	1	24	10	41.7	161	7.1	2	0	26t	0	0	92.5
10/16	at Pittsburgh	1	1	35	19	54.2	177	6.7	1	1	41	3	24	66.0
10/30	at St. Louis	1	1	31	18	58.1	213	5.1	2	1	37	2	7	87.2
11/6	HOUSTON	1	1	25	19	76.0	218	6.9	1	0	39	2	4	115.1



Byron Leftwich

Leftwich's 2005 Game-by-Game Statistics (Continued)

Date	Opponent	GP	GS	Att	Cmp	Pct	Yds	Yds/Att	TD	Int	Lg	Sack	Lost	Rtg
11/13	BALTIMORE	1	1	30	16	53.3	211	8.7	1	0	42	1	6	86.9
11/20	at Tennessee	1	1	38	22	57.8	258	7.0	3	0	22	2	12	104.9
11/27	at Arizona	1	1	2	2	100.0	18	6.8	0	0	15	0	0	104.2
12/3	at Cleveland													
12/10	INDIANAPOLIS													
12/17	SAN FRANCISCO													
12/24	at Houston													
12/31	TENNESSEE													
SEASON TOTALS		11	11	302	175	57.9	2,124	7.0	15	5	45	23	110	89.3

POSTSEASON

1/7	at New England	1	1	31	18	58.1	179	5.8	0	1	24	4	30	61.1
POSTSEASON TOTALS		1	1	31	18	58.1	179	5.8	0	1	24	4	30	61.1

Leftwich's 2004 Game-by-Game Statistics

Date	Opponent	GP	GS	Att	Cmp	Pct	Yds	Yds/Att	TD	Int	Lg	Sack/Lost	Rtg	
9/12	at Buffalo	1	1	36	18	50.0	147	4.1	1	2	45	2	5	46.9
9/19	DENVER	1	1	16	8	50.0	120	7.5	1	0	31	1	4	95.8
9/26	at Tennessee	1	1	20	14	70.0	124	6.2	1	0	25	2	7	102.9
10/3	INDIANAPOLIS	1	1	41	29	70.7	318	7.8	1	0	40t	1	7	101.5
10/10	at San Diego	1	1	54	36	66.7	357	6.6	1	2	38	3	8	75.9
10/17	KANSAS CITY	1	1	36	24	66.7	298	8.3	2	0	64t	4	21	110.6
10/24	at Indianapolis	1	1	30	23	76.7	300	10.0	2	1	65	3	14	116.0
10/31	at Houston	1	1	40	25	62.5	227	5.7	0	2	28	1	7	57.0
11/14	DETROIT													
11/21	TENNESSEE													
11/28	at Minnesota	1	1	34	19	55.9	235	6.9	1	0	43	2	10	87.3
12/5	PITTSBURGH	1	1	27	16	59.3	268	9.9	1	0	56	2	9	105.2
12/12	CHICAGO	1	1	45	25	55.6	242	5.4	2	1	31t	0	0	76.3
12/19	at Green Bay	1	1	20	9	45.0	121	6.1	2	0	31t	1	6	98.1
12/26	HOUSTON	1	1	14	6	42.9	35	2.5	0	1	9	2	16	20.5
1/2	at Oakland	1	1	28	15	53.6	149	5.3	0	1	46	1	0	54.0
SEASON TOTALS		14	14	441	267	60.5	2,941	6.7	15	10	65	25	114	82.2

Leftwich's 2003 Game-by-Game Statistics

Year	Team	GP	GS	Att	Comp	Pct	Yds	Yds/Att	TD	Int	Lg	Sk	Lost	Rating
9/7	at Carolina													
9/14	BUFFALO	1	0	8	7	87.5	92	11.5	1	0	29	0	0	154.2
9/21	at Indianapolis	1	0	5	4	80.0	32	6.4	1	0	14	0	0	132.9
9/28	at Houston	1	1	36	17	47.2	231	6.4	1	3	84t	0	0	42.7
10/5	SAN DIEGO	1	1	28	19	67.9	336	12.0	2	0	60t	3	23	132.4
10/12	MIAMI	1	1	42	24	57.4	256	6.1	0	3	31	4	12	45.3
10/26	TENNESSEE	1	1	27	15	55.6	158	5.9	1	2	49t	2	5	54.2
11/2	at Baltimore	1	1	34	22	64.7	208	6.1	1	1	27	4	22	79.0
11/9	INDIANAPOLIS	1	1	22	12	54.5	179	8.1	1	0	43t	0	0	96.6
11/16	at Tennessee	1	1	31	15	48.4	151	4.9	0	2	25	1	6	35.8
11/23	at New York Jets	1	1	33	17	51.5	172	5.2	0	1	22	1	0	54.1
11/30	TAMPA BAY	1	1	34	20	58.8	224	6.6	2	0	48t	0	0	98.2
12/7	HOUSTON	1	1	29	18	62.1	194	6.7	1	0	32t	1	12	93.2
12/14	at New England	1	1	40	21	52.5	288	7.2	1	2	67	1	6	63.3
12/21	NEW ORLEANS	1	1	17	9	52.9	131	7.7	1	2	30	1	0	58.3
12/28	at Atlanta	1	1	32	19	59.4	167	5.2	1	0	16	1	4	83.7
SEASON TOTALS		15	13	418	239	57.2	2,819	6.7	14	16	84t	19	90	73.0

Leftwich's Career Statistics

Year	Team	GP	GS	Att	Comp	Pct	Yds	Yds/Att	TD	Int	Lg	Sk	Lost	Rating
2003	Jacksonville	15	13	418	239	57.2	2,819	6.7	14	16	84t	19	90	73.0
2004	Jacksonville	14	14	441	267	60.5	2,941	6.7	15	10	65	25	114	82.2
2005	Jacksonville	11	11	302	175	57.9	2,123	7.0	15	5	45t	23	110	89.3
2006	Jacksonville	6	6	183	108	59.0	1,159	6.3	7	5	51t	9	48	79.0
2007	Atlanta	3	2	58	32	55.2	279	4.8	1	2	23	6	34	59.5
2008	Pittsburgh	5	0	36	21	58.3	303	8.4	2	0	50	3	22	104.3

2010 PLAYERS

Byron Leftwich

Leftwich's Career Statistics (Continued)

PASSING

Year	Team	GP	GS	Att	Comp	Pct	Yds	Yds/Att	TD	Int	Lg	Sk	Lost	Rating
2009	Tampa Bay	3	3	107	58	54.2	594	5.6	4	3	47	3	15	71.2
NFL Totals		54	49	1545	900	58.3	10218	6.6	58	41	84t	88	418	79.6
Steelers Totals		5	0	36	21	58.3	303	8.4	2	0	50	3	22	104.3

Career Record as a Starter 24-22 (.522): 5-8 (.385) in 2003, 8-6 (.571) in '04, 8-3 (.727) in '05, 3-3 (.500) in '06, 0-2 (.000) in '07, 0-0 (.000) in '08 and 0-3 (.000) in '09.

RUSHING

Year	Team	Att	Yds	Avg	Lg	TD
2003	Jacksonville	25	108	4.3	18	2
2004	Jacksonville	39	148	3.8	17	2
2005	Jacksonville	31	67	2.2	9	2
2006	Jacksonville	25	41	1.6	7	2
2007	Atlanta	6	7	1.2	7	0
2008	Pittsburgh	4	7	1.8	8t	1
2009	Tampa Bay	6	6	1.0	4	0
NFL Totals		130	378	2.9	18	9
Steelers Totals		4	7	1.8	8t	1

POSTSEASON

PASSING

Year	Team	GP	GS	Att	Comp	Pct	Yds	Yds/Att	TD	Int	Lg	Sk	Lost	Rating
2005	Jacksonville	1	1	31	18	58.1	179	5.8	0	1	24	4	30	61.6
2008	Pittsburgh	1	0	1	0	0.0	0	0.0	0	0	0	0	0	39.6
NFL Totals		2	1	32	18	56.3	179	5.6	0	1	24	4	30	59.2
Steelers Totals		1	0	1	0	0.0	0	0.0	0	0	0	0	0	39.6

RUSHING

Year	Team	Att	Yds	Avg	Lg	TD
2005	Jacksonville	3	26	8.7	18	0
2008	Pittsburgh	4	-2	-0.5	2	0
NFL Totals		7	24	3.4	18	0
Steelers Totals		4	-2	-0.5	2	0

Doug Legursky

HEIGHT — 6-1

WEIGHT — 323

COLLEGE — Marshall

BIRTHDATE — June 9, 1986

BIRTHPLACE — Beckley, WV

HOW ACQUIRED — FA-'08

NFL EXPERIENCE — 2nd Year

64



PRO

(9-0-0-0): Drafted by the Steelers in the third round of the 2009 NFL Draft.

2009 (8-0): Played eight games as a reserve FB and RG...helped block for Rashard Mendenhall against the San Diego Chargers where he ran for 165 yards with two touchdowns...**9/10 vs. Tennessee:** Dressed but did not play...**9/20 at Chicago:** Dressed but did not play...**9/27 at Cincinnati:** Dressed but did not play...**10/4 vs. San Diego:** Played as a reserve at FB while helping pave the way for Rashard Mendenhall to rush 165 yards in 29 attempts (5.7 avg.) with two touchdowns...**10/11 at Detroit:** Played as a reserve at RG in place of Trai Essex...**10/18 vs. Cleveland:** Played as a reserve...**10/25 vs. Minnesota:** Did not

play...**11/9 at Denver:** Played as a reserve...**11/15 vs. Cincinnati:** Dressed but did not play...**11/22 at Kansas City:** Saw action at RG...**11/29 at Baltimore:** Played as a reserve...**12/6 vs. Oakland:** Saw action as a reserve...**12/10 at Cleveland:** Dressed but did not play...**12/20 vs. Green Bay:** Played as a reserve...**12/27 vs. Baltimore:** Dressed but did not play...**1/3 at Miami:** Played as a reserve.

2008 (0-0): Spent time with the Steelers during the offseason prior to being released on June 28...re-signed by the Steelers on August 2...released by the Steelers during final roster cuts on August 30...signed to the Steelers' practice squad on October 1, where he stayed for the remainder of the season.



Doug Legursky

COLLEGE

Was a three-time All-Conference USA selection...started 32 straight games for the Thundering Herd to close out his career...ranked among the strongest football players to play at Marshall and holds Marshall weight room records for the squat (705 lbs.) and the hang clean (430 lbs.)...majored in education. **2007:** Started all 12 games at center and earned All-Conference USA honors for a second consecutive year from league coaches and the media...named to the Rimington Trophy Watch List...played in 47 consecutive games for Marshall. **2006:** Started all 12 games at center for the Thundering Herd...was a 2006 Rimington Trophy nominee...earned first-team All-Conference USA honors on both the media and coaches teams...Marshall's strongest student-athlete in weight training. **2005:** Started all 11

games along the offensive line for the Herd, 10 of them at center...was a 2005 Rimington Trophy nominee, the only true sophomore to be named to the watch list...earned second-team All-Conference honors. **2004:** Saw action in all 12 games along the offensive line and saw significant time at center as a true freshman.

PERSONAL

Attended Woodrow Wilson High School...2003 Hunt Award Winner as the best lineman in the state of West Virginia...team captain and MVP for coach John Lilly...three-year starter and the 2003 state weightlifting champion (set three state records)...timed with a 4.940-yard dash...also a member of the track and field team...son of Lorrie and Wayne Legursky...has one brother (Jon) and one sister (Lisa Reed)...Full name: Wayne Douglas Legursky.

Keenan Lewis CB

HEIGHT — 6-0

WEIGHT — 208

COLLEGE — Oregon State

BIRTHDATE — May 17, 1986

BIRTHPLACE — New Orleans, La.

HOW ACQUIRED — D3c '09 (#96)

NFL EXPERIENCE — 2nd year

23

**PRO**

(4-0/0-0): Played in four games before being placed on the Reserve/Injured List with

a back injury on December 29, 2009...drafted by the Steelers in the third round (96th overall) of the 2009 NFL Draft.

2009 (12-0): Played in four games on special teams...had one tackle...finished the season on Reserve/Injured List...**9/10 vs. Tennessee:** Made his NFL debut as a contributor on special teams...**9/20 at Chicago:** Was inactive...**9/27 at Cincinnati:** Was inactive...**10/4 vs. San Diego:** Was inactive...**10/11 at Detroit:** Was inactive...**10/18 vs. Cleveland:** Was inactive...**10/25 vs. Minnesota:** Was inactive...**11/9 at Denver:** Played in his second career game as a contributor on special teams...**11/15 vs. Cincinnati:** Played in his third career game as a contributor on special teams...left the game early due to a rib injury...**11/22 at Kansas City:** Played in his fourth career game as a contributor on special teams...recorded one tackle on special teams...**11/29 at Baltimore:** Was inactive...**12/6 vs. Oakland:** Was inactive...**12/10 at Cleveland:** Was inactive...**12/20 vs. Green Bay:** Was inactive...**12/27 vs. Baltimore:** Was inactive...**12/29:** Placed on Reserve/Injured List.

COLLEGE

Played in 50 games with 48 starts at Oregon State...recorded 117 tackles (81 solos), a three-yard sack and five stops for losses totaling 20 yards...forced one fumble and deflected 30 passes...gained 72 yards on seven interceptions (10.3 avg.) including one touchdown...was a four-time Academic All-Pac 10 honoree...majored in exercise and sport science. **2008:** Academic All-Pac 10 first-team choice...All-Pac 10 honorable mention...started all 13 games at left cornerback, leading the team with four interceptions for 29 yards in returns, including a touchdown...recorded 35 tackles (27 solos) with a stop for a three-yard loss...deflected nine passes...part of a unit that ranked second in the Pac 10 in total defense (312.2 ypg, 23rd nationally) and third in pass defense (180.9 ypg, 22nd in the country). **2007:** Academic All-Pac 10 selection for third consecutive year...started 11 games at left cornerback...led team with three interceptions for 43 yards in returns...added 15 tackles (12 solos) and deflected two passes. **2006:** Earned first-team Academic All-Pac 10 Conference accolades...started 13 games at left cornerback...collected 22 tackles (17 solos) that included a three-yard sack and two stops behind the line of scrimmage...finished second on the team with eight pass deflections. **2005:** Freshman

Keenan Lewis

All-American third-team selection by *College Football News*, earning the first of four Academic All-Pac 10 Conference honors...took over left cornerback duties, as he started 11 games...recorded 45 tackles (25 solos) with two stops for minus-13 yards and a forced fumble...led the Beavers with a career-high 11 pass deflections. **2004:** Redshirted.

PERSONAL

Attended O. Perry Walker High School in New Orleans, La....attended same high school as Steelers' WR Mike

Wallace...rated as one of the top 100 cornerback prospects in the country by Rivals.com...first-team All-Metro and All-League choice as a senior...made 75 tackles with four quarterback sacks and seven interceptions...also returned five punts for 180 yards and five kick-offs for 150 yards in 2003...registered 71 tackles with two interceptions as a junior and posted 54 tackles as a sophomore...graduated with academic honors, attaining a 3.27 grade point average...son of Muriel Lewis...Full name: Keenan Lewis.

Lewis's 2009 Game-by-Game Statistics

Date	Opponent	GP	GS	T	AT	TOT	Sacks	Yds	Int	PD	FF	FR
9/10	TENNESSEE	1	0	0	0	0	0.0	0.0	0/0	0	0	0
9/20	at Chicago					INACTIVE						
9/27	at Cincinnati					INACTIVE						
10/4	SAN DIEGO					INACTIVE						
10/11	at Detroit					INACTIVE						
10/18	CLEVELAND					INACTIVE						
10/25	MINNESOTA					INACTIVE						
11/9	at Denver	1	0	0	0	0	0.0	0.0	0/0	0	0	0
11/15	CINCINNATI	1	0	0	0	0	0.0	0.0	0/0	0	0	0
11/22	at Kansas City	1	0	0	0	0	0.0	0.0	0/0	0	0	0
11/29	at Baltimore					INACTIVE						
12/6	OAKLAND					INACTIVE						
12/10	at Cleveland					INACTIVE						
12/20	GREEN BAY					INACTIVE						
12/27	BALTIMORE					INACTIVE						
1/3	at Miami					RESERVED/INJURED						
SEASON TOTALS		4	0	0	0	0	0.0	0.0	0/0	0	0	0

Lewis's Career Statistics

REGULAR SEASON

Year	Team	GP	GS	T	AT	TOT	Sacks	Yds	Int	PD	FF	FR
2009	Pittsburgh	4	0	0	0	0	0.0	0.0	0/0	0	0	0
NFL Totals		4	0	0	0	0	0.0	0.0	0/0	0	0	0

Stefan Logan WR

HEIGHT — 5-6

WEIGHT — 180

COLLEGE — South Dakota

BIRTHDATE — June 2, 1981

BIRTHPLACE — Miami, Fla.

HOW ACQUIRED — FA-'09

NFL EXPERIENCE — 2nd Year

11



PRO

(16-0/0-0): Signed with the Pittsburgh Steelers on February 12, 2009...spent the 2008 season with the British Columbia Lions of the Canadian Football League, where he was one of that team's top offensive threats...spent time on the practice squad of the Miami Dolphins during the 2007 season...originally attended mini-camp with the New York Giants in 2007 but was never signed because of an injury.

2009 (16-0): Played in all 16 games serving as kick and punt returner, and special teams contributor...had 12 special teams tackles...broke the team's single-season record for kickoff return yards with 1,466...ranked second in the AFC with a 26.7 yards per kick return average...also had one reception for five yards...**9/10 vs. Tennessee:** Made his NFL debut...returned four kickoffs for 116 yards (29.0 avg.) including a long of 40 yards on the opening kickoff...



Stefan Logan

MEDIA INFORMATION

FOOTBALL STAFF

2010 PLAYERS

2009 IN REVIEW

STEELERS HISTORY

RECORDS

returned one punt for 11 yards...**9/20 at Chicago:** Played in his second consecutive game as the team's primary returner...returned six punts for 36 yards [6.0 avg.] with a 19-yard return...returned two kickoffs for 47 yards [23.5 avg.] with a long of 25...had one solo tackle on special teams...**9/27 at Cincinnati:** Played in his third consecutive game...returned three kickoffs for 102 yards [34.0 avg.] with a season-long 56-yard return...had one solo tackle on special teams...**10/4 at San Diego:** Played in his fourth consecutive game...returned four kickoffs for 83 yards [23.3 avg.] with a long of 24...returned three punts for 28 yards [9.3 avg.] with a career-long of 20 yards...had one solo tackle on special teams...**10/11 at Detroit:** Played in his fifth consecutive game...returned five kickoffs for 128 yards [25.6 avg.] with a long of 51 yards...returned two punts for 14 yards [7.0 avg.] with a long of 14 yards...**10/18 vs. Cleveland:** Played in his sixth consecutive game...returned two kickoffs for 55 yards [27.5 avg.] with a long of 29 yards...**10/25 vs. Minnesota:** Played in his seventh consecutive game...returned four kickoffs for 105 yards [26.3 avg.] with a long of 31...returned two punts for 16 yards [8.0 avg.] with a long of 11...**11/9 at Denver:** Played in his eighth consecutive game...returned three kickoffs for 69 yards [23.0 avg.] with a long of 25...returned one punt for 14 yards...**11/15 vs. Cincinnati:** Played in his ninth consecutive game...returned five kickoffs for 112 yards [22.4 avg.] with a long of 25...returned two punts for 30 yards [15.0 avg.] with a long of 25...**11/22 at Kansas City:** Played in his 10th consecutive game...returned four kickoffs for 115 yards [28.8 avg.] with a long of 38...returned three punts for 27 yards [10.7 avg.] with a long of 17...**11/29 at Baltimore:** Played in his 11th consecutive game...returned three punts for 28 yards [9.3 avg.] with a long of 14...returned five kickoffs for 108 yards [21.6 avg.] with a long of 28...**12/6 vs. Oakland:** Played in his 12th consecutive game...returned three kickoffs for a season high of 135 yards [45.0 avg.] with a career long of 83...**12/10 at Cleveland:** Played in his 13th consecutive game as a contributor on special teams...recorded one assisted tackle on special teams...**12/20 vs. Green Bay:** Played in his 14th consecutive game as a contributor at WR on special teams...caught one pass for five yards...returned three punts for 19 yards with a long of 12...returned four kickoffs for 79 yards with a long of 36...**12/27 vs. Baltimore:** Played in his

15th consecutive game as a contributor on special teams...returned one punt for 17 yards...returned four kickoffs for 129 yards with a long of 49...**1/3 at Miami:** Made his first career start at RB and played as a contributor on special teams...returned two punts for 41 yards [20.5 avg.] with a long of 22...returned three kickoffs for 83 yards [27.7 avg.] with a long of 39. Has 1,466 kickoff return yards on the season, breaking the team's single-season record of 1,306 yards by Ernie Mills in 1995.

2008 [0-0]: Spent the season with the British Columbia Lions of the Canadian Football League...led the Lions and finished fourth in the CFL with 889 rushing yards on 122 attempts [7.3 avg.]...caught 52 passes for 477 yards [9.2 avg.] with three touchdowns...finished sixth in the CFL with 1,366 yards from scrimmage.

2007 [0-0]: Spent mini-camp with the New York Giants but did not receive a contract due to injury...spent time during the regular season on the practice squad of the Miami Dolphins.

COLLEGE A four-year letterman at South Dakota...holds the Coyote's career marks with 7,859 all-purpose yards and 5,958 rushing yards...his 35 career touchdowns rank third in school history...majored in criminal justice. **2006:** Led the team with 1,707 rushing yards and nine touchdowns...added 153 yards and two touchdowns receiving...averaged 15.9 yards per punt return with one touchdown...averaged 28.2 yards per kick return with one score...earned five All-America honors...named South Dakota's Senior Athlete of the Year. **2005:** Was a first-team All-NCC selection for the third consecutive season...rushed for 1,751 yards with 11 touchdowns to become USD's all-time leading rusher...caught 26 passes for 428 yards [16.5 avg.] with two touchdowns. **2004:** Rushed for 1,345 yards with three touchdowns...hauled in 19 passes for 179 yards [9.4 avg.] with one touchdown...named first-team All-NCC for the second consecutive season. **2003:** Earned first-team All-NCC honors...rushed for 1,155 yards and five touchdowns.

PERSONAL Attended Jackson High School in Miami, Fla...took a five-year break from football before enrolling at South Dakota...also ran track in college, where he set a school record in the 60-meter dash...has one daughter, Keyondra...son of Michael and Arbedella Logan...Full name: Stefan Logan.

2010 PLAYERS

Stefan Logan

Logan's 2009 Game-by-Game Statistics

Date	Opponent	GP	RECEIVING					Lg	TD	RUSHING				
			GS	Rec	Yds	Avg				No	Yds	Avg	Lg	TD
9/10	TENNESSEE	1	0	0	0	0.0		0	0	0	0	0.0	0	0
9/20	at Chicago	1	0	0	0	0.0		0	0	0	0	0.0	0	0
9/27	at Cincinnati	1	0	0	0	0.0		0	0	0	0	0.0	0	0
10/4	SAN DIEGO	1	0	0	0	0.0		0	0	0	0	0.0	0	0
10/11	at Detroit	1	0	0	0	0.0		0	0	0	0	0.0	0	0
10/18	CLEVELAND	1	0	0	0	0.0		0	0	0	0	0.0	0	0
10/25	MINNESOTA	1	0	0	0	0.0		0	0	0	0	0.0	0	0
11/9	at Denver	1	0	0	0	0.0		0	0	0	0	0.0	0	0
11/15	CINCINNATI	1	0	0	0	0.0		0	0	0	0	0.0	0	0
11/22	at Kansas City	1	0	0	0	0.0		0	0	0	0	0.0	0	0
11/29	at Baltimore	1	0	0	0	0.0		0	0	0	0	0.0	0	0
12/6	OAKLAND	1	0	0	0	0.0		0	0	0	0	0.0	0	0
12/10	at Cleveland	1	0	0	0	0.0		0	0	0	0	0.0	0	0
12/20	GREEN BAY	1	0	1	5	5.0		5	0	0	0	0.0	0	0
12/27	BALTIMORE	1	0	0	0	0.0		0	0	0	0	0.0	0	0
1/3	at Miami	1	0	0	0	0.0		0	0	0	0	0.0	0	0
SEASON TOTALS		16	0	1	5	5.0		5	0	0	0	0.0	0	0

Date	Opponent	No	FC	PUNT RETURNS				Lg	TD	KICKOFF RETURNS				
				Yds	Avg					No	Yds	Avg	Lg	TD
9/10	TENNESSEE	1	2	11	11.0			11	0	4	116	29.0	40	0
9/20	at Chicago	6	0	36	6.0			19	0	2	47	23.5	25	0
9/27	at Cincinnati	0	2	0	0.0			0	0	3	102	34.0	56	0
10/4	SAN DIEGO	3	0	28	9.3			20	0	4	83	23.3	24	0
10/11	at Detroit	2	0	14	7.0			14	0	5	128	25.6	51	0
10/18	CLEVELAND	0	0	0	0.0			0	0	2	55	27.5	29	0
10/25	MINNESOTA	2	2	16	8.0			11	0	4	105	26.3	31	0
11/9	at Denver	1	1	14	14.0			14	0	3	69	23.0	25	0
11/15	CINCINNATI	2	1	30	15.0			25	0	5	112	22.4	25	0
11/22	at Kansas City	3	0	27	9.0			17	0	4	115	28.8	38	0
11/29	at Baltimore	3	2	28	9.3			14	0	5	108	21.6	28	0
12/6	OAKLAND	1	2	-1	-1.0			-1	0	3	135	45.0	83	0
12/10	at Cleveland	0	1	0	0.0			0	0	0	0	0.0	0	0
12/20	GREEN BAY	3	1	19	6.3			12	0	4	79	19.8	36	0
12/27	BALTIMORE	1	1	17	17.0			17	0	4	129	32.3	49	0
1/3	at Miami	2	1	41	20.5			22	0	3	83	27.7	39	0
SEASON TOTALS		30	16	280	9.3			25	0	55	1466	26.7	83	0

Logan's Career Statistics

Date	Opponent	GP	GS	RECEIVING					Lg	TD	RUSHING				
				Rec	Yds	Avg					No	Yds	Avg	Lg	TD
2009	Pittsburgh	16	0	1	5	5.0			0	0	0	0	0.0	0	0
NFL Totals		16	0	1	5	5.0			0	0	0	0	0.0	0	0

Date	Opponent	No	FC	PUNT RETURNS				Lg	TD	KICKOFF RETURNS				
				Yds	Avg					No	Yds	Avg	Lg	TD
2009	Pittsburgh	30	16	280	9.3			25	0	55	1466	26.7	83	0
NFL Totals		30	16	280	9.3			25	0	55	1466	26.7	83	0

Career Special Teams Tackles (11): 11 in 2009.



Brandon London **WR**

HEIGHT — 6-4
 WEIGHT — 215
 COLLEGE — Massachusetts
 BIRTHDATE — October 16, 1984

BIRTHPLACE — Richmond, Va.
 HOW ACQUIRED — FA-'10
 NFL EXPERIENCE — 2nd year

15



PRO

[14-1-0-0]: Signed to the Steelers' offseason roster on February 9, 2009...signed by the New York Giants as an undrafted rookie free agent in 2007...spent the 2007 season on the Giants' practice squad and was released prior to the 2008 season...signed with the Miami Dolphins on August 31, 2008...played in 14 games and started one for Miami...had three receptions for 30 yards...released by the Dolphins prior to the 2009 season.

2009 [0-0]: Was not on an NFL roster.

2008 [14-0]: Spent season on Miami Dolphins' practice squad and active roster.

2007 [0-0]: Spent season on New York Giants practice squad and active roster...earned a Super Bowl (XLII) Ring as a member of the Giants' practice squad.

COLLEGE

Majored in sociology. Second all-time at UMass in catches [148], third all-time in receiving yards [2,022] and tied for fourth in receiving touchdowns [15]. **2006:** Started all 11 games as a senior...had 50 catches for 781 yards and nine touchdowns...named first-team all-Atlantic 10. **2005:** Started all 11 games as a junior...had 60 catches for 744 yards and three touchdowns...named third-team all-Atlantic 10. **2004:** Played in 11

games as a sophomore, starting six of them... had 34 catches for 439 yards and three touchdowns. **2003:** Played in all 13 games starting one of them as a freshman...had four catches for 28 yards.

PERSONAL

Played one year of post-graduate ball for coach John Shuman at Fork Union [Va.] Military Academy... caught 13 passes for 250 yards and two touchdowns during his season at Fork Union...previously played at both Albemarle High School in Charlottesville, Va., and Framingham High School in Framingham, Mass....had 15 receptions for 300 yards and four touchdowns as a senior at Albemarle, in addition to intercepting three passes as a free safety... earned honorable mention All-State honors as a senior...helped lead Framingham to a state title as a junior...also a member of the track team at Albemarle, serving as team captain during his senior season... has six siblings: Mike, Jr., Korben, Kristen, Ticynn, Jaicynn, and Madison...father played football at Richmond [1979-1982], and now serves as the defensive line coach for the Houston Texans of the NFL...uncle, Paul London, played football at Virginia... son of Mike and Regina London. Full name: Brandon Jaime London.

Anthony Madison **CB**

HEIGHT — 5-9
 WEIGHT — 180
 COLLEGE — Alabama
 BIRTHDATE — Oct. 8, 1981

BIRTHPLACE — Thomasville, Ala.
 HOW ACQUIRED — FA-'07
 NFL EXPERIENCE — 5th Year

37



PRO

[43-0-4-0]: Signed his restricted free agent tender during the 2009 offseason...originally signed with the Steelers on April 30, 2006, as an undrafted rookie free agent...was released after the 2006 training camp but was signed to the team's active 53-man roster on Oct. 7, 2006, when Ricardo Colclough was placed on the Reserve/Injured List...released by the Steelers following the 2007 training camp...claimed by the Tampa Bay Buc-

canears on September 3, 2007...released by Tampa Bay on September 11, 2007...re-signed by the Steelers to their 53-man roster on October 30, 2007.

2009 [12-0]: Played in five games on special teams...recorded eight special teams tackles...**8/22:** Signed contract with Cleveland Browns...**11/3:** Released from Cleveland Browns after registering two solo tackles in four games...**11/10:** Signed contract with Indianapolis Colts...**12/1:** Released from In-

2010 PLAYERS

Anthony Madison

dianapolis Colts after registering three tackles (one solo) in three games...**12/2**: Signed contract with Steelers...**12/6 vs. Oakland**: Played in his first game of the season with the Steelers as a contributor on special teams...recorded two solo tackles on special teams...**12/10 at Cleveland**: Played on special teams...recorded one solo tackle on special teams...**12/20 vs. Green Bay**: Played on special teams...recorded on solo tackle on special teams...**12/27 vs. Baltimore**: Played on special teams...recorded three tackles (two solo) on special teams...**1/3 at Miami**: Played in his fifth consecutive game on special teams...recorded one assisted tackle on special teams.

2008 [16-0/3-0]: Played in all 16 regular-season games for the first time in his career...led the team with a career-high 25 special teams tackles...finished with two tackles (one solo) on defense...played in all three postseason games...led the team with seven postseason tackles on special teams...**9/7 vs. Houston**: Played in his 10th straight game as a contributor on special teams...**9/14 at Cleveland**: Played in his 11th straight game and recorded two solo tackles on special teams...**9/21 at Philadelphia**: Played in his 25th career game and had one solo tackle on special teams...**9/29 vs. Baltimore**: Played in his 26th career game and had two solo tackles on special teams...**10/5 at Jacksonville**: Played in his 27th career game...led the team with four tackles on special teams (one solo)...**10/19 at Cincinnati**: Played in his 15th consecutive game...recorded one solo tackle while seeing action on the final defensive series...had one assisted tackle on special teams...**10/26 vs. New York Giants**: Played in his 16th consecutive game and tied for the team lead with two solo tackles on special teams...**11/3 at Washington**: Played in his 17th consecutive game...had one assisted tackle on special teams...**11/9 vs. Indianapolis**: Played in his 18th consecutive game...had one assisted tackle...had one solo tackle on special teams...**11/16 vs. San Diego**: Played in his 19th consecutive game as a reserve DB and as a contributor on special teams...had one solo tackle on special teams...**11/20 vs. Cincinnati**: Played in his 20th consecutive game...had one solo tackle on special teams...**11/30 at New England**: Played in his 21st consecutive game...tied for the team lead with four tackles (two solo) on special teams...**12/7 vs. Dallas**: Played in his 22nd consecutive game...had one assisted tackle on special teams...**12/14 at Baltimore**: Played in his 23rd consecutive game...had one solo tackle on special

teams...**12/21 at Tennessee**: Played in his 24th consecutive game...had one solo tackle on special teams...**12/28 vs. Cleveland**: Played in his 25th consecutive game...had one assisted tackle on special teams...**AFC Divisional Game 1/11 vs. San Diego**: Played in his second consecutive postseason game...had one assisted tackle on special teams...**AFC Championship Game 1/18 vs. Baltimore**: Played in his third consecutive postseason game...led the team with four special teams tackles (three solo)...**Super Bowl XLIII 2/1 vs. Arizona**: Played in his fourth consecutive postseason game...led the team with two solo tackles on special teams.

2007 [9-0/1-0]: Played in nine games on special teams and as a backup DB...began the season with Tampa Bay but did not play any games...signed by the Steelers on Oct. 30th...tied for third on the team with 11 special teams tackles and had one fumble recovery...made playoff debut against Jacksonville and recorded one special teams tackle...**9/9 at Cleveland**: Was inactive with the Tampa Bay Buccaneers...**10/30**: Signed to the Pittsburgh Steelers 53-man roster...**11/5 vs. Baltimore**: Saw action on special teams and registered two tackles (one solo)...**11/11 vs. Cleveland**: Played in his second consecutive game and only saw action on special teams...racked up two special teams tackles...**11/18 at New York Jets**: Saw action on special teams and finished the game with two solo tackles...**11/26 vs. Miami**: Played in his fourth consecutive game and finished with one solo special teams tackle...**12/2 vs. Cincinnati**: Saw his action on special teams and had one solo tackle...**12/9 at New England**: Saw action on special teams and finished the game with two solo tackles...**12/16 vs. Jacksonville**: Saw action on special teams in his 20th career game but did not register a tackle...**12/20 at St. Louis**: Played on special teams and finished with one tackle and one fumble recovery...**12/30 at Baltimore**: Saw action in his 22nd career game but did not register a tackle...**AFC Wild Card Game 1/5 vs. Jacksonville**: Saw action in his first postseason game on special teams and finished with one solo tackle.

2006 [11-0]: Spent the first three weeks of the season on the practice squad...signed to the active roster on Oct. 7...played in 13 total games as both a cornerback and on special teams...finished with three defensive tackles and 10 special teams tackles...**10/15 vs. Kansas City**: Saw action on special teams...recorded one solo tackle...**10/22 at Atlanta**: Saw action on special teams and recorded one solo tackle...**10/29 at Oakland**: Saw action on special



Anthony Madison

teams...**11/5 vs. Denver:** Had a game-high three special teams tackles (two solo)...**11/12 vs. New Orleans:** Saw extensive action after Deshea Townsend left the game with a concussion and ankle injury...recorded one solo tackle...added one solo special teams tackle...**11/19 at Cleveland:** Recorded one special teams tackle...**11/26 at Baltimore:** Saw action on one defensive snap and special teams...recorded one solo special teams tackle...**12/3 vs. Tampa Bay:** Collected one tackle and one solo special teams tackle...**12/7 vs. Cleveland:** Played three defensive snaps and saw action on special teams...**12/17 at Carolina:** Played on 16 snaps...collected one solo tackle...**12/24 vs. Baltimore:** Saw action on special teams and in the dime package...**12/31 at Cincinnati:** Saw action on special teams...added one special teams tackle.

COLLEGE

Graduated in 2004 and was on the 2005 Rivals.com All-Bowl Team...won the Committed to Excellence award...won the Jerry Duncan "I Like to Practice" award...won the Charlie Compton "Christian Athlete" award. **2005:** By graduating prior to the season, earned his senior year of eligibility and he started every game for the Tide pushing his consecutive games started streak to 37...recorded 42 tackles on the season and five pass break-ups...helped anchor a defense that ranked first in the nation in scoring defense, second in total defense, fifth in pass defense, fifth in pass efficiency defense and ninth in rushing defense. **2004:** A starter in every game, earned

back his true senior year of play in 2005 by earning his degree in December...closed the regular season with 21 tackles and a team-leading four interceptions for 22 yards...also had one stop behind the line of scrimmage for four yards and a team-best 10 pass break-ups...also had a fumble recovery and a blocked kick. **2003:** A 13-game starter for the Tide...had 59 tackles, one stop behind the line (two yards), one interception for 29 yards and three pass break-ups...also had a fumble recovery and a blocked kick. **2002:** Played in every game, earning starts against Georgia and Vanderbilt...had 11 tackles on the season, including one stop behind the line for one yard...had six pass break-ups...following spring practice, Tide coaches named him winner of the "Jerry Duncan I Like to Practice" award. **2001:** Did not see action...marketing major.

PERSONAL

During his high school career at Thomasville, played quarterback, wide receiver, running back, defensive back and returned kicks...was a two-time all-state pick and once had over 400 all-purpose yards in a game, scoring five touchdowns...his career stats include 14 interceptions and over 4,000 yards of offense...participated in the Alabama-Mississippi All-Star game...played basketball, where he also earned all-state honors and ran track...son of Robert and Estelle Madison...has two brothers and nine sisters...member of Athletes In Action and the Fellowship of Christian Athletes (FCA)...Full name: Anthony David Madison.

Madison's 2009 Game-by-Game Statistics

Date	Opponent	GP	GS	T	AT	TOT	Sacks	Yds	Int/Yds	PD	FF	FR
12/6	OAKLAND	1	0	0	0	0	0.0	0.0	0/0	0	0	0
12/10	at Cleveland	1	0	0	0	0	0.0	0.0	0/0	0	0	0
12/20	GREEN BAY	1	0	0	0	0	0.0	0.0	0/0	0	0	0
12/27	BALTIMORE	1	0	0	0	0	0.0	0.0	0/0	0	0	0
1/3	at Miami	1	0	0	0	0	0.0	0.0	0/0	0	0	0
SEASON TOTALS		5	0	0	0	0	0.0	0.0	0/0	0	0	0

Madison's 2008 Game-by-Game Statistics

Date	Opponent	GP	GS	T	AT	TOT	Sacks	Yds	Int/Yds	PD	FF	FR
9/7	HOUSTON	1	0	0	0	0	0.0	0.0	0/0	0	0	0
9/14	at Cleveland	1	0	0	0	0	0.0	0.0	0/0	0	0	0
9/21	at Philadelphia	1	0	0	0	0	0.0	0.0	0/0	0	0	0
9/29	BALTIMORE	1	0	0	0	0	0.0	0.0	0/0	0	0	0
10/5	at Jacksonville	1	0	0	0	0	0.0	0.0	0/0	0	0	0
10/19	at Cincinnati	1	0	1	0	1	0.0	0.0	0/0	0	0	0
10/26	NEW YORK GIANTS	1	0	0	0	0	0.0	0.0	0/0	0	0	0
11/3	at Washington	1	0	0	0	0	0.0	0.0	0/0	0	0	0
11/9	INDIANAPOLIS	1	0	0	1	1	0.0	0.0	0/0	0	0	0
11/16	SAN DIEGO	1	0	0	0	0	0.0	0.0	0/0	0	0	0
11/20	CINCINNATI	1	0	0	0	0	0.0	0.0	0/0	0	0	0
11/30	at New England	1	0	0	0	0	0.0	0.0	0/0	0	0	0
12/7	DALLAS	1	0	0	0	0	0.0	0.0	0/0	0	0	0
12/14	at Baltimore	1	0	0	0	0	0.0	0.0	0/0	0	0	0
12/21	at Tennessee	1	0	0	0	0	0.0	0.0	0/0	0	0	0
12/28	CLEVELAND	1	0	0	0	0	0.0	0.0	0/0	0	0	0
SEASON TOTALS		16	0	1	1	2	0.0	0.0	0/0	0	0	0

2010 PLAYERS

Anthony Madison

Madison's 2008 Game-by-Game Statistics (Continued)

Date	Opponent	GP	GS	T	AT	TOT	Sacks	Yds	Int/Yds	PD	FF	FR
POSTSEASON												
1/11	SAN DIEGO	1	0	0	0	0	0.0	0.0	0/0	0	0	0
1/18	BALTIMORE	1	0	0	0	0	0.0	0.0	0/0	0	0	0
2/1	vs. Arizona	1	0	0	0	0	0.0	0.0	0/0	0	0	0
POSTSEASON TOTALS		3	0	0	0	0	0.0	0.0	0/0	0	0	0

Madison's 2007 Game-by-Game Statistics

Date	Opponent	GP	GS	T	AT	TOT	Sacks	Yds	Int	PD	FF	FR
9/9	at Seattle						INACTIVE					
9/16	BUFFALO						NOT WITH A TEAM					
9/23	SAN FRANCISCO						NOT WITH A TEAM					
9/30	at Arizona						NOT WITH A TEAM					
10/7	SEATTLE						NOT WITH A TEAM					
10/21	at Denver						NOT WITH A TEAM					
10/28	at Cincinnati						NOT WITH A TEAM					
11/5	BALTIMORE	1	0	0	0	0	0.0	0.0	0/0	0	0	0
11/11	CLEVELAND	1	0	0	0	0	0.0	0.0	0/0	0	0	0
11/18	at New York Jets	1	0	0	0	0	0.0	0.0	0/0	0	0	0
11/26	MIAMI	1	0	0	0	0	0.0	0.0	0/0	0	0	0
12/2	CINCINNATI	1	0	0	0	0	0.0	0.0	0/0	0	0	0
12/9	at New England	1	0	0	0	0	0.0	0.0	0/0	0	0	0
12/16	JACKSONVILLE	1	0	0	0	0	0.0	0.0	0/0	0	0	0
12/20	at St. Louis	1	0	0	0	0	0.0	0.0	0/0	0	0	0
12/30	at Baltimore	1	0	0	0	0	0.0	0.0	0/0	0	0	0
SEASON TOTALS		9	0	0	0	0	0.0	0.0	0/0	0	0	0
POSTSEASON												
1/5	JACKSONVILLE	1	0	0	0	0	0.0	0.0	0/0	0	0	0
POSTSEASON TOTALS		1	0	0	0	0	0.0	0.0	0/0	0	0	0

Madison's 2006 Game-by-Game Statistics

Date	Opponent	GP	GS	T	AT	TOT	Sacks	Yds	Int	PD	FF	FR
9/7	MIAMI						PRACTICE SQUAD					
9/18	at Jacksonville						PRACTICE SQUAD					
9/24	CINCINNATI						PRACTICE SQUAD					
10/8	at San Diego	1	0	0	0	0	0.0	0.0	0/0	0	0	0
10/15	KANSAS CITY	1	0	0	0	0	0.0	0.0	0/0	0	0	0
10/22	at Atlanta	1	0	0	0	0	0.0	0.0	0/0	0	0	0
10/29	at Oakland	1	0	0	0	0	0.0	0.0	0/0	0	0	0
11/5	DENVER	1	0	0	0	0	0.0	0.0	0/0	0	0	0
11/12	NEW ORLEANS	1	0	1	0	1	0.0	0.0	0/0	0	0	0
11/19	at Cleveland	1	0	0	0	0	0.0	0.0	0/0	0	0	0
11/26	at Baltimore	1	0	0	0	0	0.0	0.0	0/0	0	0	0
12/3	TAMPA BAY	1	0	0	1	1	0.0	0.0	0/0	0	0	0
12/7	CLEVELAND	1	0	0	0	0	0.0	0.0	0/0	0	0	0
12/17	at Carolina	1	0	1	0	1	0.0	0.0	0/0	0	0	0
12/24	BALTIMORE	1	0	0	0	0	0.0	0.0	0/0	0	0	0
12/31	at Cincinnati	1	0	0	0	0	0.0	0.0	0/0	0	0	0
SEASON TOTALS		13	0	2	1	3	0.0	0.0	0/0	0	0	0

Madison's Career Statistics

REGULAR SEASON												
Year	Team	GP	GS	T	AT	TOT	Sacks	Yds	Int	PD	FF	FR
2006	Pittsburgh	13	0	2	1	3	0.0	0.0	0/0	0	0	0
2007	Pittsburgh	9	0	0	0	0	0.0	0.0	0/0	0	0	0
2008	Pittsburgh	16	0	1	1	2	0.0	0.0	0/0	0	0	0
2009	Pittsburgh	5	0	0	0	0	0.0	0.0	0/0	0	0	0
NFL Totals		49	0	6	4	10	0.0	0.0	0/0	0	0	0

Career Special Teams Tackles (52): 10 in 2006, 11 in '07, 25 in '08 and 8 in '09.

POSTSEASON												
Year	Team	GP	GS	T	AT	TOT	Sacks	Yds	Int	PD	FF	FR
2007	Pittsburgh	1	0	0	0	0	0.0	0.0	0/0	0	0	0
2008	Pittsburgh	3	0	0	0	0	0.0	0.0	0/0	0	0	0
NFL Totals		4	0	0	0	0	0.0	0.0	0/0	0	0	0

Postseason Special Teams Tackles (8): 1 in 2007 and 7 in '08.



Bryant McFadden CB

HEIGHT — 6-0

WEIGHT — 190

COLLEGE — Florida State

BIRTHDATE — November 21, 1981

BIRTHPLACE — Florence, S.C.

HOW ACQUIRED — FA-'10

NFL EXPERIENCE — 6th Year

20



PRO

(67-34/8-3): Returns to Pittsburgh via a trade from the Arizona Cardinals...signed a two-year contract with the Cardinals on March 8, 2009, as an unrestricted free agent from the Pittsburgh Steelers...originally drafted by the Steelers in the second-round (62nd overall) of the 2005 NFL Draft...played his first four seasons in Pittsburgh and appeared in 51 regular season games with 18 starts.

2009 (16-16/2-2): Started all 16 regular season games and both postseason contests for the first time in his career in his first season with Arizona...established career-highs with 27 passes defended and 78 tackles...**9/13 vs. San Francisco:** Started first game as a Cardinal and tied for the team lead with seven tackles and two passes defended...**9/20 at Jacksonville:** Recorded a team-high four passes defended...**10/11 vs. Houston:** Recorded team-highs with 10 tackles and four passes defended...**10/18 at Seattle:** Had two passes defended...set a new single-season career-high in just five games, surpassing old mark of 12 set in 16 games in 2006...**10/25 at New York Giants:** Led team with a career-high eight passes defended...**11/22 at St. Louis:** Made career-best 10th start of the season...had one tackle and one pass defended before leaving the game in the second quarter with a knee injury...**11/29 at Tennessee:** Totaled five tackles and registered first fumble recovery as a Cardinal in the fourth quarter...**1/10 vs. Green Bay:** Totaled seven tackles in first postseason game as a Cardinal in the Wild Card matchup...**1/16 at New Orleans:** For the second straight week registered a postseason career-high seven tackles in the Divisional game.

2008 (10-8/3-3): 9/7 vs. Houston: Played in his 10th straight game as a reserve at DB and as a contributor on special teams...recorded four tackles (three solo)...**9/14 at Cleveland:** Made his 11th career start in place of the injured Deshaea Townsend...finished with six tackles (five solo), one interception, two pass defenses and one QB pressure...his interception in the second quarter set up the Steelers only touchdown of the night...**9/21 at Philadelphia:** Made his second consecutive start at CB in place of Townsend...led the team with a season-high 10 tackles (nine solo) and two passes defended...recovered a Tony Hunt fumble

in the second quarter that was forced by Orpheus Roye, leading to a field goal...had a diving interception of Donovan McNabb in the second quarter, leading to another Steelers field goal...**9/29 vs. Baltimore:** Made his third consecutive start at CB and recorded six tackles (five solo), including one tackle for loss...had one pass defense...**10/5 at Jacksonville:** Made his fourth consecutive start at CB...led the team in both tackles with eight (six solo) and in pass defenses with three...**10/19 at Cincinnati:** Started his fifth consecutive game at CB...finished with five solo tackles...left the game early with an arm injury...**10/26 vs. New York Giants:** Was inactive with an arm injury...**11/3 at Washington:** Was inactive with an arm injury...**11/9 vs. Indianapolis:** Was inactive with an arm injury...**11/16 vs. San Diego:** Was inactive with an arm injury...**11/20 vs. Cincinnati:** Was inactive with an arm injury...**11/30 at New England:** Was inactive with an arm injury...**12/7 vs. Dallas:** Returned to the lineup after missing six games with an arm injury...had two solo tackles...**12/14 at Baltimore:** Made his sixth start of the season at CB...finished with five tackles (four solo)...**12/21 at Tennessee:** Made his second consecutive start at CB...finished with four tackles (three solo) and two pass defenses...**12/28 vs. Cleveland:** Made his third consecutive start at CB...had four tackles (two solo) and had one pass defense...recorded his first sack of the season...**AFC Divisional Game 1/11 vs. San Diego:** Made his first career postseason start at CB...**AFC Championship Game 1/18 vs. Baltimore:** Made his second consecutive postseason start at CB...finished with one assisted tackle, one pass defense and one QB pressure...**Super Bowl XLIII 2/1 vs. Arizona:** Made his third consecutive postseason start at CB...finished with three solo tackles.

2007 (13-0/1-0): Played 13 games as a reserve DB and special teams contributor...was inactive weeks 5-8 due to an ankle injury...recorded 23 tackles, four pass defenses and one fumble recovery...returned an interception 50 yards for his first career touchdown in a win over San Francisco...recorded one special teams tackle...recorded one tackle in the playoff loss to Jacksonville...**9/9 at Cleveland:** Saw extensive action at CB and logged five tackles (four solo) with one fumble

2010 PLAYERS

Bryant McFadden

recovery...**9/16 vs. Buffalo:** Saw 21 snaps at CB and had two solo tackles...**9/23 vs. San Francisco:** Saw 26 defensive snaps at CB and had a key 50-yard interception return for a TD with 4:01 left in the game that gave the Steelers a 30-9 lead...that interception was the fifth of his career and the return gave him 89 career interception return yards...also registered one defended pass...**9/30 at Arizona:** Saw extensive action, logging 41 defensive snaps at CB due to injury and racked up five solo tackles and batted down one ball...**10/7 vs. Seattle:** Was inactive due to an ankle injury...**10/21 at Denver:** Was inactive for the second consecutive game due to an ankle injury...**10/28 at Cincinnati:** Was inactive for the third consecutive game due to an ankle injury...**11/5 vs. Baltimore:** Returned to action after missing three games with an ankle injury...did not register a tackle...part of a defensive unit that allowed the Ravens only 104 total yards, with 64 coming on the ground and 40 yards by air...the Baltimore offense managed only five first downs all night...**11/11 vs. Cleveland:** Played in his 34th career game and saw action on 21 defensive snaps...did not register any tackles...part of a defensive unit that allowed only 163 total yards, including 40 rushing and 123 passing yards...**11/18 at New York Jets:** Saw action as a nickel-back and logged 34 defensive plays...finished with three solo tackles and one pass defended...**11/26 vs. Miami:** Played in his 36th career game...saw extensive action on defense and finished with one pass defended...**12/2 vs. Cincinnati:** Saw 33 defensive snaps, primarily as a nickel-back...**12/9 at New England:** Played in his sixth consecutive game and saw action on 37 defensive plays...finished with two solo tackles...**12/16 vs. Jacksonville:** Saw action in his seventh consecutive contest...finished the game with one solo tackle...**12/20 at St. Louis:** Played in his 40th career game and saw action on 32 defensive plays...finished with two solo tackles...**12/30 at Baltimore:** Played in his ninth consecutive game and registered two solo tackles...**AFC Wild Card Game 1/5 vs. Jacksonville:** Saw action in his 5th consecutive playoff game and finished with one solo tackle.

2006 (16-9): Played in all 16 games, starting nine...started the final seven games to close out the season...finished with 55 tackles and a team-high (tied) three interceptions...recovered one fumble and had 12 passes defended...**9/7 vs. Miami:** Logged 23 snaps and recorded one quarterback hurry/pressure and one pass defense...added one solo special teams tackle...**9/18 at Jacksonville:** Recorded five

solo tackles and six total...logged 12 plays...saw action on special teams...**9/24 vs. Cincinnati:** Logged 14 snaps and recorded a pass defense...added one solo special teams tackle...**10/8 at San Diego:** Saw action as team's third corner on 14 plays...recorded one solo tackle...**10/15 vs. Kansas City:** Started for the second time in his career...logged 60 snaps and recorded one solo tackle, two quarterback hurries/pressures and two pass defenses...posted his second career interception in the end zone and returned it 39 yards...recovered a fumble on special teams...**10/22 at Atlanta:** Started at RCB for the second straight game...recorded two solo tackles and two pass defenses in 69 snaps...added one solo special teams tackle...**10/29 at Oakland:** Recorded one solo tackle while logging 12 snaps...added one special teams tackle...**11/5 vs. Denver:** Played eight snaps and recorded one pass defense...**11/12 vs. New Orleans:** Logged 55 plays for the injured Deshaea Townsend...recorded four tackles (three solo) and one pass defense...**11/19 at Cleveland:** Started at RCB for the third time on the season...logged 61 plays and collected three tackles (one solo) and one pass defense in the end zone...added one solo special teams tackle...**11/26 at Baltimore:** Started at RCB for the fourth time on the season...recorded career highs in tackles (10) and solo tackles (nine)...logged 66 plays...**12/3 vs. Tampa Bay:** Started at LCB and recorded 12 tackles (eight solo)...intercepted a Bruce Gradkowski fade pass in the end zone to stop a possible Tampa Bay scoring drive...added one pass defense...logged 67 snaps...**12/7 vs. Cleveland:** Started for the fourth consecutive game...logged 49 snaps and recorded one solo tackle...added one pass defense...**12/17 at Carolina:** Started at LCB and logged 47 snaps...collected four tackles (two solo)...**12/24 vs. Baltimore:** Came up with two turnovers in the second half...recovered a fumble that was forced by Deshaea Townsend...also intercepted a Steve McNair pass...finished with five tackles (three solo) and one pass defense...**12/31 at Cincinnati:** Started for the seventh straight game...logged 56 plays and recorded five solo tackles.

2005 (12-1/4-0): Was inactive for the first four games of the year and then saw action in the final 12 regular season games and all four postseason contests...notched his first career interception and sack during his rookie campaign...**10/16 vs. Jacksonville:** Played in his first career game and recorded solo one tackle...made the biggest defensive play of the game when he intercepted a Byron Leftwich pass in the end zone with 19 seconds remaining to force the game into



Bryant McFadden

MEDIA INFORMATION

FOOTBALL STAFF

2010 PLAYERS

2009 IN REVIEW

STEELERS HISTORY

RECORDS

overtime...**10/23 at Cincinnati:** Logged 43 snaps and contributed two solo tackles, including one tackle for a loss...also had two passes defended...**10/31 vs. Baltimore:** Saw action on both defense and special teams but did not have any tackles...played 14 snaps...**11/6 at Green Bay:** Logged only nine plays but had an impact every time he stepped on the field...recorded one solo tackle...also registered his first career sack and forced fumble, which was recovered by Troy Polamalu and returned 77 yards for a touchdown...**11/13 vs. Cleveland:** Played only 12 snaps but recorded one solo tackle and his first career fumble recovery, which he returned for nine yards...**11/20 at Baltimore:** Recorded three solo tackles in just 12 snaps...**11/28 at Indianapolis:** Saw action as a reserve and on special teams...logged 27 plays and made three tackles (two solo) on defense...**12/4 vs. Cincinnati:** Started his first game in the NFL as the team opened in a nickel formation...played 15 snaps and had two passes defended...**12/11 vs. Chicago:** Logged 33 plays and had one solo tackle...added one special teams tackle...**12/18 at Minnesota:** Saw action as the nickel back...recorded two solo tackles and one pass defense while logging 26 plays...**12/24 at Cleveland:** Recorded one solo tackle and two passes defended on 25 plays...added one special teams tackle...**1/1 vs. Detroit:** Recorded one solo tackle and defended one pass on nine defensive snaps...saw action on special teams...**AFC Wild Card Game 1/8 at Cincinnati:** Played on defense and special teams...recorded one solo tackle on defense and two special teams tackles (one solo)...**AFC Divisional Game 1/15 at Indianapolis:** Recorded two solo tackles and one pass defense...made a touchdown-saving pass defense on Reggie Wayne in the end zone with 31 seconds left in the fourth quarter...**AFC Championship Game 1/22 at Denver:** Saw action as a reserve defensive back and on special teams...recorded one solo defensive tackle and one solo special teams tackle...**Super Bowl XL 2/5 vs. Seattle:** Saw action as the nickel back...re-

corded one solo tackle and two passes defended...also had one solo special teams tackle.

COLLEGE

Is one in a long line of All-American defensive backs to wear a Seminoles uniform, following Deion Sanders, Terrell Buckley, LeRoy Butler, Clifton Abraham, Tay Cody and former Steeler J.T. Thomas...finished his career with 107 tackles (80 solo), three stops for losses of 12 yards, four fumble recoveries, three forced fumbles, four interceptions and 26 pass deflections...majored in computer graphics, with a minor in studio art. **2004:** All-American third-team and All-Atlantic Coast Conference first-team selection by The NFL Draft Report...served as special teams captain and started every game at left cornerback...recorded 36 tackles (20 solo) with two stops for losses of 10 yards...recovered a fumble, deflected 11 passes and intercepted another. **2003:** Played in 12 games, starting nine contests at left cornerback...finished with 28 tackles (23 solo), a stop for a two-yard loss, a fumble recovery and three forced fumbles...also deflected a team-high nine passes. **2002:** Played in every game...despite performing as a reserve, he tied for the team lead with three interceptions...recorded 21 tackles (18 solo) with four pass deflections and a fumble recovery. **2001:** Played in 11 games, recording 22 tackles (19 solo) with a fumble recovery and two pass deflections. **2000:** Granted a medical redshirt.

PERSONAL

Attended McArthur (Hollywood, Fla.) High School...regarded by most recruiting services as the top prep cornerback in the nation...USA Today All-USA and Parade, Prep Star and Football News All-American first-team selection as a senior...named to the Super Southern 100 Team by the *Atlanta Journal-Constitution*...credited with 150 total tackles (75 in each season) during his junior and senior seasons combined...son of Tina and Frank Green and Ronnie Hanna...resides in Hollywood, Fla...Full name: Bryant McFadden.

McFadden's 2009 Game-by-Game Statistics

Date	Opponent	GP	GS	T	AT	TOT	Sacks	Yds	Int	PD	FF	FR
9/13	SAN FRANCISCO	1	1	5	0	5	0.0	0.0	0/0	2	0	0
9/20	at Jacksonville	1	1	4	0	4	0.0	0.0	0/0	1	0	0
9/27	INDIANAPOLIS	1	1	5	0	5	0.0	0.0	0/0	1	0	1
10/6	HOUSTON	1	1	8	0	8	0.0	0.0	0/0	1	0	0
10/18	at Seattle	1	1	2	0	2	0.0	0.0	0/0	1	0	0
10/25	at New York Giants	1	1	4	2	6	0.0	0.0	0/0	3	0	0
11/1	CAROLINA	1	1	4	0	4	0.0	0.0	0/0	0	0	0
11/8	at Chicago	1	1	6	0	6	0.0	0.0	0/0	1	0	0
11/15	SEATTLE	1	1	6	1	7	0.0	0.0	0/0	1	0	0
11/22	at St. Louis	1	1	1	0	1	0.0	0.0	0/0	1	0	0
11/29	at Tennessee	1	1	5	0	5	0.0	0.0	0/0	1	0	0
12/6	MINNESOTA	1	1	4	0	4	0.0	0.0	0/0	1	0	0

2010 PLAYERS

Bryant McFadden

McFadden's 2009 Game-by-Game Statistics (Continued)

Date	Opponent	GP	GS	T	AT	TOT	Sacks	Yds	Int	PD	FF	FR
12/14	at San Francisco	1	1	2	1	3	0.0	0.0	0/0	1	0	0
12/20	at Detroit	1	1	3	1	4	0.0	0.0	0/0	0	0	0
12/27	ST. LOUIS	1	1	3	0	3	0.0	0.0	0/0	0	0	0
1/3	GREEN BAY	1	1	2	0	2	1.0	0.0	0/0	0	0	0
SEASON TOTALS		16	16	64	5	69	0.0	0.0	0/0	15	0	1
POSTSEASON												
1/10	Green Bay	1	1	7	0	7	0.0	0.0	0/0	0	0	0
1/16	at New Orleans	1	1	6	0	6	0.0	0.0	0/0	1	0	0
POSTSEASON TOTALS		2	2	13	0	13	0.0	0.0	0/0	1	0	1

McFadden's 2008 Game-by-Game Statistics

Date	Opponent	GP	GS	T	AT	TOT	Sacks	Yds	Int	PD	FF	FR
9/7	HOUSTON	1	0	3	1	4	0.0	0.0	0/0	0	0	0
9/14	at Cleveland	1	1	5	1	6	0.0	0.0	1/0	2	0	0
9/21	at Philadelphia	1	1	9	1	10	0.0	0.0	1/0	2	0	1
9/29	BALTIMORE	1	1	5	1	6	0.0	0.0	0/0	1	0	0
10/5	at Jacksonville	1	1	6	2	8	0.0	0.0	0/0	3	0	0
10/19	at Cincinnati	1	1	5	0	5	0.0	0.0	0/0	0	0	0
10/26	NEW YORK GIANTS					INACTIVE						
11/3	at Washington					INACTIVE						
11/9	INDIANAPOLIS					INACTIVE						
11/16	SAN DIEGO					INACTIVE						
11/20	CINCINNATI					INACTIVE						
11/30	at New England					INACTIVE						
12/7	DALLAS	1	0	2	0	2	0.0	0.0	0/0	0	0	0
12/14	at Baltimore	1	1	4	1	5	0.0	0.0	0/0	0	0	0
12/21	at Tennessee	1	1	3	1	4	0.0	0.0	0/0	2	0	0
12/28	CLEVELAND	1	1	2	2	4	1.0	0.0	0/0	1	0	0
SEASON TOTALS		10	8	44	10	54	1.0	0.0	2/0	11	0	1
POSTSEASON												
1/11	SAN DIEGO	1	1	0	0	0	0.0	0.0	0/0	0	0	0
1/18	BALTIMORE	1	1	0	1	1	0.0	0.0	0/0	1	0	0
2/1	vs. Arizona	1	1	3	0	3	0.0	0.0	0/0	0	0	0
POSTSEASON TOTALS		3	3	3	1	4	0.0	0.0	0/0	1	0	0

McFadden's 2007 Game-by-Game Statistics

Date	Opponent	GP	GS	T	AT	TOT	Sacks	Yds	Int	PD	FF	FR
9/9	at Cleveland	1	0	4	1	5	0.0	0.0	0/0	0	0	1
9/16	BUFFALO	1	0	2	0	2	0.0	0.0	0/0	0	0	0
9/23	SAN FRANCISCO	1	0	1	0	1	0.0	0.0	1/50	1	0	0
9/30	at Arizona	1	0	5	0	5	0.0	0.0	0/0	1	0	0
10/7	SEATTLE					INACTIVE						
10/21	at Denver					INACTIVE						
10/28	at Cincinnati					INACTIVE						
11/5	BALTIMORE	1	0	0	0	0	0.0	0.0	0/0	0	0	0
11/11	CLEVELAND	1	0	0	0	0	0.0	0.0	0/0	0	0	0
11/18	at New York Jets	1	0	3	0	3	0.0	0.0	0/0	1	0	0
11/26	MIAMI	1	0	0	0	0	0.0	0.0	0/0	1	0	0
12/2	CINCINNATI	1	0	0	0	0	0.0	0.0	0/0	0	0	0
12/9	at New England	1	0	2	0	2	0.0	0.0	0/0	0	0	0
12/16	JACKSONVILLE	1	0	1	0	1	0.0	0.0	0/0	0	0	0
12/20	at St. Louis	1	0	2	0	2	0.0	0.0	0/0	0	0	0
12/30	at Baltimore	1	0	2	0	2	0.0	0.0	0/0	0	0	0
SEASON TOTALS		13	0	22	1	23	0.0	0.0	1/50	4	0	1
POSTSEASON												
1/5	JACKSONVILLE	1	0	1	0	1	0.0	0.0	0/0	0	0	0
POSTSEASON TOTALS		1	0	1	0	1	0.0	0.0	0/0	0	0	0

McFadden's 2006 Game-by-Game Statistics

Date	Opponent	GP	GS	T	AT	TOT	Sacks	Yds	Int	PD	FF	FR
9/7	MIAMI	1	0	0	0	0	0.0	0.0	0/0	1	0	0
9/18	at Jacksonville	1	0	5	1	6	0.0	0.0	0/0	0	0	0
9/24	CINCINNATI	1	0	0	0	0	0.0	0.0	0/0	1	0	0
10/8	at San Diego	1	0	1	0	1	0.0	0.0	0/0	0	0	0



Bryant McFadden

McFadden's 2006 Game-by-Game Statistics (Continued)

Date	Opponent	GP	GS	T	AT	TOT	Sacks	Yds	Int	PD	FF	FR
10/15	KANSAS CITY	1	1	1	0	1	0.0	0.0	1/39	2	0	0
10/22	at Atlanta	1	1	2	0	2	0.0	0.0	0/0	2	0	0
10/29	at Oakland	1	0	1	0	1	0.0	0.0	0/0	0	0	0
11/5	DENVER	1	0	0	0	0	0.0	0.0	0/0	1	0	0
11/12	NEW ORLEANS	1	0	3	1	4	0.0	0.0	0/0	1	0	0
11/19	at Cleveland	1	1	1	2	3	0.0	0.0	0/0	1	0	0
11/26	at Baltimore	1	1	9	1	10	0.0	0.0	0/0	0	0	0
12/3	TAMPA BAY	1	1	8	4	12	0.0	0.0	1/0	1	0	0
12/7	CLEVELAND	1	1	1	0	1	0.0	0.0	0/0	1	0	0
12/17	at Carolina	1	1	2	2	4	0.0	0.0	0/0	0	0	0
12/24	BALTIMORE	1	1	3	2	5	0.0	0.0	1/0	1	0	1
12/31	at Cincinnati	1	1	5	0	5	0.0	0.0	0/0	0	0	0
SEASON TOTALS		16	9	42	13	55	0.0	0.0	3/39	12	0	1

McFadden's 2005 Game-by-Game Statistics

Date	Opponent	GP	GS	T	AT	TOT	Sacks	Yds	Int	PD	FF	FR
9/11	TENNESSEE						INACTIVE					
9/18	at Houston						INACTIVE					
9/25	NEW ENGLAND						INACTIVE					
10/10	at San Diego						INACTIVE					
10/16	JACKSONVILLE	1	0	1	0	1	0.0	0.0	1/0	1	0	0
10/23	at Cincinnati	1	0	2	0	2	0.0	0.0	0/0	2	0	0
10/31	BALTIMORE	1	0	0	0	0	0.0	0.0	0/0	0	0	0
11/6	at Green Bay	1	0	1	0	1	1.0	11.0	0/0	0	1	0
11/13	CLEVELAND	1	0	1	0	1	0.0	0.0	0/0	0	0	1
11/20	at Baltimore	1	0	3	0	3	0.0	0.0	0/0	0	0	0
11/28	at Indianapolis	1	0	2	1	3	0.0	0.0	0/0	0	0	0
12/4	CINCINNATI	1	1	0	0	0	0.0	0.0	0/0	2	0	0
12/11	CHICAGO	1	0	1	0	1	0.0	0.0	0/0	0	0	0
12/18	at Minnesota	1	0	2	0	2	0.0	0.0	0/0	1	0	0
12/24	at Cleveland	1	0	1	0	1	0.0	0.0	0/0	2	0	0
1/1	DETROIT	1	0	1	0	1	0.0	0.0	0/0	1	0	0
SEASON TOTALS		12	1	15	1	16	1.0	11.0	1/0	9	1	1

POSTSEASON

1/8	at Cincinnati	1	0	1	0	1	0.0	0.0	0/0	0	0	0
1/15	at Indianapolis	1	0	2	0	2	0.0	0.0	0/0	1	0	0
1/22	at Denver	1	0	1	0	1	0.0	0.0	0/0	0	0	0
2/5	vs. Seattle	1	0	1	0	1	0.0	0.0	0/0	2	0	0
POSTSEASON TOTALS		4	0	5	0	5	0.0	0.0	0/0	3	0	0

McFadden's Career Statistics

REGULAR SEASON

Year	Team	GP	GS	T	AT	TOT	Sacks	Yds	Int	PD	FF	FR
2005	Pittsburgh	12	1	15	1	16	1.0	11.0	1/0	9	1	1
2006	Pittsburgh	16	9	42	13	55	0.0	0.0	3/39	12	0	1
2007	Pittsburgh	13	0	22	1	23	0.0	0.0	1/50	4	0	1
2008	Pittsburgh	10	8	44	10	54	1.0	0.0	2/0	11	0	1
2009	Arizona	16	16	64	5	69	0.0	0.0	0/0	15	0	1
NFL TOTALS		67	34	187	39	226	2.0	11.0	7/89	51	1	5

Career Special Teams Tackles (9): 3 in 2005, 5 in '06 and 1 in '07.

POSTSEASON

Year	Team	GP	GS	T	AT	TOT	Sacks	Yds	Int	PD	FF	FR
2005	Pittsburgh	4	0	5	0	5	0.0	0.0	0/0	3	0	0
2007	Pittsburgh	1	0	1	0	1	0.0	0.0	0/0	0	0	0
2008	Pittsburgh	3	3	3	1	4	0.0	0.0	0/0	1	0	0
2009	Arizona	2	2	14	0	14	0.0	0.0	0/0	0	0	0
NFL Totals		10	5	23	1	24	0.0	0.0	0/0	4	0	0

Career Special Teams Tackles (9): 3 in 2005, 5 in '06, 1 in '07 and 0 in '08.

Postseason Special Teams Tackles (3): 3 in 2005 and 0 in '07.

Sean McHugh **TE**

HEIGHT — 6-5	BIRTHPLACE — University Heights, Ohio
WEIGHT — 265	HOW ACQUIRED — FA-'08
COLLEGE — Penn State	NFL EXPERIENCE — 7th Year
BIRTHDATE — May 27, 1982	

49

**PRO**

[40-17-3-1]: Signed with the Steelers on September 3, 2008...signed a three-year

contract with the Steelers during the 2009 offseason...has 23 career receptions for 301 yards (13.1 avg.) with a long of 46 yards...has played both tight end and fullback in the NFL...released by the Detroit Lions on August 31, 2008...signed by the Lions from their practice squad on October 21, 2006...was re-signed by the Lions to their practice squad on September 4, 2006...released by the Lions on September 2, 2006...signed by the Lions to the active roster on December 7, 2005...re-signed by the Lions to the practice squad on October 25, 2005...released from the Lions' practice squad on October 18, 2005...re-signed by the Lions to the practice squad on September 26...released from the Lions' practice squad on September 17, 2005...signed to the Lions' practice squad on September 7, 2005...released by the Green Bay Packers on September 3, 2005...re-signed to the 53-man active roster by the Packers on December 21, 2004...re-signed to the Packers' practice squad on September 21, 2004...released by the Packers on September 18, 2004...signed by the Packers on September 6, 2004...released by the Tennessee Titans on September 5, 2004...originally drafted by the Titans in the seventh round of the 2004 NFL Draft (241st overall).

2009 [0-0]: Placed on Reserve/Injured List on September 5, 2009...missed entire 2009 season.

2008 [15-3-3-0]: Signed by the Steelers on September 3...played in 15 regular-season games, making three starts...caught three passes for 24 yards (8.0 avg.) with a long of 15 yards...played in all three postseason games, making his first career postseason start at FB in Super Bowl XLIII...**9/7 vs. Houston:** Was inactive...**9/14 at Cleveland:** Made his Steelers debut and contributed offensively as a reserve TE and FB...**9/21 at Philadelphia:** Made his first career start as a member of the Steelers as the team opened up in a three-tight end formation...**9/29 vs. Baltimore:** Played in his 28th career game as a reserve TE and FB...**10/5 at Jacksonville:** Played in his 29th career game as a reserve TE and FB...paved the way for the Steelers to rush for 129 yards on 26 attempts (5.0 avg.)

as a team...**10/19 at Cincinnati:** Made his second start of the season as the team opened in a two-tight end formation...also saw time at FB...**10/26 vs. New York Giants:** Played in his sixth consecutive game as a reserve at TE and FB...**11/3 at Washington:** Played in his seventh consecutive game as a reserve at TE and FB...**11/9 vs. Indianapolis:** Played in his eighth consecutive game as a reserve at TE and FB...had one catch for two yards, his first reception as a member of the Steelers...**11/16 vs. San Diego:** Made his third start of the season at tight end as the team opened in a two-tight end formation...had one reception for a season-high 15 yards...**11/20 vs. Cincinnati:** Played in his 35th career game as a reserve at TE and FB...**11/30 at New England:** Played in his 11th consecutive game as a reserve at TE and FB...paved way for the Steelers to rush for 161 yards on 34 attempts (4.7 avg.) with one touchdown and a long of 31 yards...**12/7 vs. Dallas:** Played in his 12th consecutive game as a reserve at TE and FB...**12/14 at Baltimore:** Played in his 13th consecutive game as a reserve at TE and FB...caught one pass for seven yards...**12/21 at Tennessee:** Played in his 14th consecutive game as a reserve at TE and FB...**12/28 vs. Cleveland:** Played in his 40th career game as a reserve at TE and FB...**AFC Divisional Game 1/11 vs. San Diego:** Made his postseason debut as a reserve at FB and TE...**AFC Championship Game 1/18 vs. Baltimore:** Played in his second consecutive postseason game as a reserve at FB and TE...**Super Bowl XLIII 2/1 vs. Arizona:** Made his first career postseason start at FB...also saw time as a reserve at TE in short-yardage formations.

2007 [15-12]: Played in 15 games with 12 starts as both a fullback and a tight end for the Detroit Lions...had a career-high 17 receptions for 252 yards (14.8 avg.)...was inactive versus Tampa Bay in Week 7...**9/9 at Oakland:** Started at fullback and caught two passes for 45 yards (22.5 avg.) with a long reception of 32 yards...**9/16 vs. Minnesota:** Caught a career-high three passes for 27 yards (9.0 avg.)...all three catches went for first downs...**9/23 at Philadelphia:** Saw action at tight end but did not record a reception...**9/30 vs. Philadelphia:** Started at tight end and made a 23-yard catch for a first down...**10/7 at Washing-**



Sean McHugh

ton: Started at tight end and made one catch for three yards...**10/21 vs. Tampa Bay:** Was inactive...**10/28 at Chicago:** Returned from a hand injury to start at tight end...had one reception for 11 yards...**11/4 vs. Denver:** Had a career-long 46-yard reception...**11/11 at Arizona:** Started at tight end but did not record a reception...**11/18 vs. New York Giants:** Started at tight end and made one reception for 18 yards...**11/22 vs. Green Bay:** Started at tight end but did not record a catch...**12/2 at Minnesota:** Started at tight end and had one reception for five yards...**12/9 vs. Dallas:** Started at tight end and tied a career high with three receptions for a career-high 60 yards (20.0 avg.) with a long of 35...**12/16 at San Diego:** Started at tight end but did not record a reception...**12/23 at Kansas City:** Had one reception for seven yards...**12/30 at Green Bay:** Started at tight end and had two receptions for seven yards (3.5 avg.).

2006 (6-2): Played in six games for the Lions, making two starts...finished the season with three receptions for 25 yards (8.3 avg.)...spent training camp with the Lions prior to being released during final roster cuts on September 2...was signed by the Lions to the practice squad on September 4...signed by the Lions to the 53-man active roster on October 21...**10/21:** Signed by the Lions to the 53-man active roster...**10/22 at New York Jets:** Played at fullback as a result of injuries to Cory Schlesinger and Shawn Bryson...**11/5 vs. Atlanta:** Started at fullback and had one reception for seven yards...**11/12 vs. San Francisco:** Was inactive...**11/19 at Arizona:** Was inactive...**11/23 vs. Miami:** Played as a reserve at fullback but did not record a catch...**12/3 at New England:** Was inactive...**12/10 vs. Minnesota:** Was inactive...**12/17 at Green Bay:** Played as a reserve at fullback but did not record a catch...**12/24 vs. Chicago:** Started at fullback and had one reception for 11 yards...**12/31 at Dallas:** Had one catch for seven yards as a reserve at fullback.

2005 (3-0): Appeared in three games for the Detroit Lions in a reserve role at tight end...spent training camp with the Green Bay Packers prior to being released during final roster cuts on September 3...signed by the Lions to the practice squad on September 7...released from the Lions practice squad on September 17...re-signed to the Lions practice squad on September 26...released from the Lions practice squad on October 18...re-signed to the Lions practice squad on October 25...signed by the Lions to the 53-man active

roster on December 7...**12/7:** Signed by the Detroit Lions...**12/11 at Green Bay:** Made his Lions' debut as a reserve at tight end but did not record a catch...**12/18 vs. Cincinnati:** Played as a reserve at tight end but did not record a catch...**12/24 at New Orleans:** Appeared as a reserve at tight end but did not record a catch...**1/1 at Pittsburgh:** Was inactive.

2004 (1-0): Played in one game for the Green Bay Packers but did not record a catch...spent training camp with the Tennessee Titans prior to being released on September 5...signed by the Packers on September 6...released by the Packers on September 18...re-signed to the Packers practice squad on September 21...re-signed to the Packers 53-man active roster on December 21...**9/13 at Carolina:** Played as a reserve at tight end but did not record a catch during his NFL debut...**9/18:** Released by Green Bay...**12/21:** Re-signed to the Packers' 53-man active roster...**12/24 at Minnesota:** Was inactive...**1/2 at Chicago:** Was inactive...**NFC Wild Card Game 1/9 vs. Minnesota:** Was inactive.

COLLEGE

A four-year letterman at Penn State...started at fullback during his junior and senior seasons...for his career he had 82 carries for 322 yards (3.9 avg.) with six touchdowns and 44 receptions for 297 yards (6.8 avg.) with one touchdown. **2003:** Played in all 12 games, making 11 starts...named co-captain...named Hall Foundation Award winner as the team's senior MVP...rushed 54 times for 256 yards (4.7 avg.) with three touchdowns and caught 27 passes for 185 yards (6.9 avg.) with one touchdown. **2002:** Played all 13 games with six starts...rushed 20 times for 46 yards (2.3 avg.) with three touchdowns and caught eight passes for 53 yards (6.6 avg.). **2001:** Played in four games and rushed eight times for 20 yards (2.5 avg.) and caught seven passes for 47 yards (6.7 avg.). **2000:** Played in 11 games and caught two passes for 12 yards (6.0 avg.).

PERSONAL

Played running back and linebacker at Chagrin Falls High School and earned four letters...named to the Prep Star All-American Dream Team after topping 2,000 yards rushing as a running back...also was a two-year letterman in wrestling...married to wife, Ashlee, with one son, Jack...Full name: Sean McHugh.

2010 PLAYERS

Sean McHugh

McHugh's 2008 Game-by-Game Statistics

Date	Opponent	GP	GS	Rec	Yds	Avg	Lg	TD
9/7	HOUSTON			INACTIVE				
9/14	at Cleveland	1	0	0	0	0.0	0	0
9/21	at Philadelphia	1	1	0	0	0.0	0	0
9/29	BALTIMORE	1	0	0	0	0.0	0	0
10/5	at Jacksonville	1	0	0	0	0.0	0	0
10/19	at Cincinnati	1	1	0	0	0.0	0	0
10/26	NEW YORK GIANTS	1	0	0	0	0.0	0	0
11/3	at Washington	1	0	0	0	0.0	0	0
11/9	INDIANAPOLIS	1	0	1	2	2.0	2	0
11/16	SAN DIEGO	1	1	1	15	15.0	15	0
11/20	CINCINNATI	1	0	0	0	0.0	0	0
11/30	at New England	1	0	0	0	0.0	0	0
12/7	DALLAS	1	0	0	0	0.0	0	0
12/14	at Baltimore	1	0	1	7	7.0	7	0
12/21	at Tennessee	1	0	0	0	0.0	0	0
12/28	CLEVELAND	1	0	0	0	0.0	0	0
SEASON TOTALS		15	3	3	24	8.0	15	0

POSTSEASON

1/11	SAN DIEGO	1	0	0	0	0.0	0	0
1/18	BALTIMORE	1	0	0	0	0.0	0	0
2/1	vs. Arizona	1	1	0	0	0.0	0	0
POSTSEASON TOTALS		3	1	0	0	0.0	0	0

McHugh's 2007 Game-by-Game Statistics

Date	Opponent	GP	GS	Rec	Yds	Avg	Lg	TD
9/9	at Oakland	1	1	2	45	22.5	32	0
9/16	MINNESOTA	1	0	3	27	9.0	12	0
9/23	at Philadelphia	1	0	0	0	0.0	0	0
9/30	CHICAGO	1	1	1	23	23.0	23	0
10/7	at Washington	1	1	1	3	3.0	3	0
10/21	TAMPA BAY			INACTIVE				
10/28	at Chicago	1	1	1	11	11.0	11	0
11/4	DENVER	1	1	1	46	46.0	46	0
11/11	at Arizona	1	1	0	0	0.0	0	0
11/18	NEW YORK GIANTS	1	1	1	18	18.0	18	0
11/22	GREEN BAY	1	1	0	0	0.0	0	0
12/2	at Minnesota	1	1	1	5	5.0	5	0
12/9	DALLAS	1	1	3	60	20.0	35	0
12/16	at San Diego	1	1	0	0	0.0	0	0
12/23	KANSAS CITY	1	0	1	7	7.0	7	0
12/30	at Green Bay	1	1	2	7	3.5	5	0
SEASON TOTALS		15	12	17	252	14.8	46	0

McHugh's 2006 Game-by-Game Statistics

Date	Opponent	GP	GS	Rec	Yds	Avg	Lg	TD
9/10	SEATTLE			PRACTICE SQUAD				
9/17	at Chicago			PRACTICE SQUAD				
9/24	GREEN BAY			PRACTICE SQUAD				
10/1	at St. Louis			PRACTICE SQUAD				
10/8	at Minnesota			PRACTICE SQUAD				
10/15	BUFFALO			PRACTICE SQUAD				
10/22	at New York Jets	1	0	0	0	0.0	0	0
11/5	ATLANTA	1	1	1	7	7.0	7	0
11/12	SAN FRANCISCO			INACTIVE				
11/19	at Arizona			INACTIVE				
11/23	MIAMI	1	0	0	0	0.0	0	0
12/3	at New England			INACTIVE				
12/10	MINNESOTA			INACTIVE				
12/17	at Green Bay	1	0	0	0	0.0	0	0
12/24	CHICAGO	1	1	1	11	11.0	11	0
12/31	at Dallas	1	0	1	7	7.0	7	0
SEASON TOTALS		6	2	3	25	8.3	11	0

McHugh's 2005 Game-by-Game Statistics

Date	Opponent	GP	GS	Rec	Yds	Avg	Lg	TD
9/11	GREEN BAY			PRACTICE SQUAD				
9/18	at Chicago			NOT WITH TEAM				
10/2	at Tampa Bay			PRACTICE SQUAD				
10/9	BALTIMORE			PRACTICE SQUAD				
10/16	CAROLINA			PRACTICE SQUAD				
10/23	at Cleveland			NOT WITH TEAM				
10/30	CHICAGO			PRACTICE SQUAD				
11/6	at Minnesota			PRACTICE SQUAD				
11/13	ARIZONA			PRACTICE SQUAD				
11/20	at Dallas			PRACTICE SQUAD				
11/24	ATLANTA			PRACTICE SQUAD				
12/4	MINNESOTA			PRACTICE SQUAD				
12/11	at Green Bay	1	0	0	0	0.0	0	0
12/18	CINCINNATI	1	0	0	0	0.0	0	0
12/24	at New Orleans	1	0	0	0	0.0	0	0
1/1	at Pittsburgh			INACTIVE				
SEASON TOTALS		3	0	0	0	0.0	0	0

McHugh's 2004 Game-by-Game Statistics

Date	Opponent	GP	GS	Rec	Yds	Avg	Lg	TD
9/13	at Carolina	1	0	0	0	0.0	0	0
9/19	CHICAGO			NOT WITH TEAM				
9/26	at Indianapolis			PRACTICE SQUAD				
10/3	NEW YORK GIANTS			PRACTICE SQUAD				
10/11	TENNESSEE			PRACTICE SQUAD				
10/17	at Detroit			PRACTICE SQUAD				
10/24	DALLAS			PRACTICE SQUAD				
10/31	at Washington			PRACTICE SQUAD				
11/14	MINNESOTA			PRACTICE SQUAD				
11/21	at Houston			PRACTICE SQUAD				
11/29	ST. LOUIS			PRACTICE SQUAD				
12/5	at Philadelphia			PRACTICE SQUAD				
12/12	DETROIT			PRACTICE SQUAD				
12/19	JACKSONVILLE			PRACTICE SQUAD				
12/24	at Minnesota			INACTIVE				
1/2	at Chicago			INACTIVE				
SEASON TOTALS		1	0	0	0	0.0	0	0

POSTSEASON

1/9	MINNESOTA			INACTIVE				
POSTSEASON TOTALS		0	0	0	0	0.0	0	0

McHugh's Career Statistics

REGULAR SEASON

Year	Team	GP	GS	No	Yds	Avg	Lg	TD
2004	Green Bay	1	0	0	0	0.0	0	0
2005	Detroit	3	0	0	0	0.0	0	0
2006	Detroit	6	2	3	25	8.3	11	0
2007	Detroit	15	12	17	252	14.8	46	0
2008	Pittsburgh	15	3	3	24	8.0	15	0
NFL Totals		40	17	23	301	13.1	46	0
Steelers Totals		15	3	3	24	8.0	15	0

POSTSEASON

Year	Team	GP	GS	No	Yds	Avg	Lg	TD
2004	Green Bay	0	0	0	0	0.0	0	0
2008	Pittsburgh	3	1	0	0	0.0	0	0
NFL Totals		3	1	0	0	0.0	0	0
Steelers Totals		3	1	0	0	0.0	0	0



Steve McLendon **DT**

HEIGHT — 6-4
WEIGHT — 280
COLLEGE — Troy
BIRTHDATE — Jan. 3, 1986

BIRTHPLACE — Ozark, Ala.
HOW ACQUIRED — FA-09
NFL EXPERIENCE — 1st year

69



MEDIA INFORMATION

FOOTBALL STAFF

2010 PLAYERS

2009 IN REVIEW

STEELERS HISTORY

RECORDS



PRO

[0-0/0-0]: Signed as a rookie free agent by the Steelers on April 27, 2009...released by the Steelers on September 5, 2009, but was signed to the practice squad the very next day...released from the practice squad on November 25, 2009...signed to the practice squad on December 2, 2009... signed to the Steelers' offseason roster on January 7, 2010.
2009 [0-0]: Spent a portion of the 2009 on the Steelers' practice squad.

COLLEGE

Lettered all four years along the defensive line for the Trojans...majored in sport and fitness management. **2008:** Played in all 13 games...recorded 40 tackles (28 solo), seven TFLs, three sacks and eight QB hurries. **2007:**

Saw action in 10 games as a backup defensive tackle...finished with 15 tackles (nine solo). **2006:** Saw action in all 13 games, making seven starts...finished with 20 tackles, one forced fumble and six QB hurries. **2005:** Saw action in 10 games...recorded 16 tackles, three TFLs and two QB hurries.

PERSONAL

Attended Carroll High School in Ozark, Ala...first-team All-Region as a junior and senior...recorded 324 career tackles, 64 TFLs and 12 sacks...named MVP in three sports — football, basketball and track — as a senior...listed in Who's Who Among American High School Students...has three sisters, Tiffany, Yashiko and Haliegh...son of Stephen and Cynthia McLendon...Full name: Stephen Craine McLendon.

Rashard Mendenhall **RB**

HEIGHT — 5-10
WEIGHT — 225
COLLEGE — Illinois
BIRTHDATE — June 19, 1987

BIRTHPLACE — Skokie, Ill.
HOW ACQUIRED — D1-08 (#23)
NFL EXPERIENCE — 3rd Year

34



PRO

[20-13/0-0]: Exploded onto the scene in 2009 with one of the best single-season rushing performances in Steelers' history...drafted by the Steelers in the first round (23rd overall) of the 2008 NFL Draft out of Illinois...became the first running back taken by Pittsburgh in the first round of the NFL Draft since the team selected Tim Worley in 1989 (7th overall)...played in four games as a rookie and made one start...suffered a season-ending shoulder injury in Week 4 versus the Baltimore Ravens in 2008.

2009 [16-12]: Played in all 16 games, starting 12...earned AFC Offensive Player of the Week honors in his first career start against the Chargers...ran for more than 1,000 yards for the first time in his career...only one of seven different running backs to rush for more than 1,000 yards in team history...also had 25 receptions...**9/10 vs. Tennessee:** Played in his fifth

career game...rushed four times for six yards (1.5 avg.) with a long of three...**9/20 at Chicago:** Played in his second consecutive game...rushed three times for 39 yards (13.0 avg.) with a career-long rush of 39... caught one pass for a career-high 13 yards...**9/27 at Cincinnati:** Played in his third consecutive game... returned one kickoff for eight yards...**10/4 vs. San Diego:** Played in his fourth consecutive game... rushed 29 times for 165 yards (5.7 avg.) and two touchdowns...caught two passes for 26 yards (13.0 avg.) with a career-long 20-yard gain...**10/11 at Detroit:** Played in his fifth consecutive game while also starting this year for the second time...rushed 15 times for 77 yards (5.1 avg.) with one touchdown... caught two passes for 16 yards (8.0 avg.) with a long of nine...**10/18 vs. Cleveland:** Started in his third consecutive game...rushed 17 times for 62 yards (3.6 avg.) with one touchdown...caught two passes

2010 PLAYERS

FOOTBALL STAFF

2010 PLAYERS

2009 IN REVIEW

STEELERS HISTORY

RECORDS

Rashard Mendenhall

for 15 yards (17.5 avg.) with a long of 13...**10/25 vs.**

Minnesota: Started in his fourth consecutive game...rushed 10 times for 69 yards (6.9 avg.) with a long of 17...**11/9 at Denver:** Started in his fifth consecutive

game...rushed 22 times for 155 yards (7.0 avg.) with a long of 36...marked as his second career 100-yard game...**11/15 vs. Cincinnati:** Started in his sixth

consecutive game...rushed 13 times for 36 yards (2.8 avg.) with a long of 10...**11/22 at Kansas City:**

Started in his seventh consecutive game...rushed 21 times for 80 yards (3.8 avg.) with a long of 13...caught four passes for 36 yards (9.0 avg.) with one

touchdown...his touchdown reception was the first of his career...**11/29 at Baltimore:** Made his eighth

consecutive start at RB...rushed 24 times for 95 yards (4.0 avg.) with a long of 15...caught two passes for 22

yards (11.0 avg.) with a long of 20...**12/6 vs. Oakland:** Made his ninth consecutive start at RB...rushed

20 times for 103 yards (5.2 avg.) with one touchdown and a career long run for 60 yards...marked

his third career 100-yard rushing game...**12/10 at Cleveland:** Made his 10th consecutive start at RB...rushed

16 times for 53 yards (3.3 avg.) with a long of seven...caught one pass for 17 yards...**12/20 vs. Green Bay:** Made his 11th consecutive start at RB...rushed

11 times for 38 yards (3.5 avg.) with one touchdown...caught six passes for 73 yards with a long of 25...**12/27 vs. Baltimore:** Made his 12th

consecutive start at RB...rushed 17 times for 36 yards (2.1 avg.) with one touchdown...eclipsed 1,000 yards

rushing on the season for the first time in his career...became just the seventh different running back in

team history to do so...**1/3 at Miami:** Played in his 16th game of the season at RB...rushed 20 times for

94 (4.7 avg.) with a long of 36.

2008 (4-1-0-0): Played in four regular-season games, making one start...suffered a season-ending

shoulder injury on September 29 against Baltimore...placed on the Reserve/Injured List on October 1...rushed

19 times for 58 yards (3.1 avg.)...caught two passes for 17 yards (8.5 avg.)...returned six kickoffs for

115 yards (19.2 avg.) with a long of 27...**9/7 vs. Houston:** Made his NFL debut as the backup to Willie Parker

and rushed 10 times for 28 yards (2.8 avg.) with a long of nine...also served as the team's primary kickoff

returner and had two returns for 46 yards (23.0 avg.) with a long of 27...**9/14 at Cleveland:** Played in his second

consecutive game as the primary kickoff returner...returned two kicks for 21 yards (10.5 avg.) with a long of 21...**9/21 at Philadelphia:** Played in his third consecutive

game...had his first career reception for 11 yards

in the fourth quarter...returned two kickoffs for 48 yards (24.0 avg.)...**9/29 vs. Baltimore:** Made his first career

start at RB...had nine rushes for 30 yards (3.3 avg.) and caught one pass for six yards...left the game in the third

quarter with a shoulder injury...**10/1:** Placed on the Reserve/Injured List with a shoulder injury.

COLLEGE

Gained 2,539 yards rushing, ranking seventh in school history...his 1,681 yards on the ground in 2007 broke

the old Illini season record of 1,330 yards by Antoinette Harris in 2002...his 17 rushing touchdowns in 2007

topped the previous school season record of 15 by Howard Griffith in 1990...ran for over 100 yards nine

times during his career (team compiled a 7-2 record in those contests), tying him for third in school history...his eight 100-yard rushing games in 2007 established

an Illinois season-record...his 1,999 all-purpose yards in 2007 broke the old school season record of 1,818

yards by Keith Jones in 1988...majored in community recreation. **2007:** All-American third-team selection

by The NFL Draft Report and Rivals.com...unanimous All-Big Ten Conference first-team choice and named

Big Ten Offensive Player of the Year by the league's coaches and media...recipient of the *Chicago Tribune*

Silver Football...Doak Walker Award and Maxwell Award semi-finalist...ranked eighth in the nation and second

in the Big Ten in rushing (129.3 ypg.) and finished third in the league in all-purpose yardage (153.8 ypg.),

helping the team lead the conference and rank fifth in the nation with an average of 256.8 yards per game on

the ground...started all 13 games, carrying 262 times, as he set school season-records with 1,681 yards

(6.4 avg.) and 17 touchdowns...finished second on the squad with 34 receptions for 318 yards (9.4 avg.)

and two touchdowns, as he scored 114 points and recorded two solo tackles...set another Illini season

record by amassing 1,999 all-purpose yards...ran for over 100 yards eight times, as the team compiled a 7-1

record in those contests. **2006:** Earned CoSIDA/ESPN Academic All-District and Academic All-Big Ten Conference

honors...finished the season ranking 10th in the league in rushing yards per game and had a league-

best 8.2 yards per carry for the season...finished second on the team with 78 attempts for 640 yards and

five touchdowns...caught 12 passes for 164 yards (13.7 avg.) and a score...totaled 36 points and gained

804 all-purpose yards. **2005:** Appeared in 10 games as a true freshman, gaining 218 yards on 48 carries

(4.5 avg.)...had 13 receptions for 82 yards (6.3 avg.) and two scores.



Rashard Mendenhall

PERSONAL

Attended Niles West [Skokie, Ill.] High School...rated the premier recruit in the state of Illinois by Scout.com, earning a five-star prospect from that recruiting service, which rated him the 24th-best prep player in the country...named to Rival.com's Top-100 team and rated 17th among national recruits by the *Atlanta Journal-Constitution*...selected the top recruit in the state of Illinois by the *Chicago Sun-Times* and named to Super Prep's Elite 50 list and All-American squad, ranking as the nation's fourth-best running back by the same publication...participated in the Fifth Annual U.S. Army All-American Bowl...a three-year All-Central Suburban Conference selection for football and two-time pick for track...named to All-State teams as a junior in both football and track, in addition to earning All-Area

honors for both sports as a sophomore and during his junior year for football...averaged 9.1 yards per carry as a senior, rushing for 1,453 yards on 160 tries and 14 touchdowns...as a junior, he gained 1,832 yards and 19 touchdowns, averaging 11.6 yards per carry and recorded 1,300 yards and 21 scores as a sophomore...had over 1,000 career yards receiving and 13 touchdown catches...son of Sibyl and Walter Mendenhall...
Full name: Rashard Jamal Mendenhall.

Mendenhall's Single-Game Highs

Yards Rushing:	165	(10/4/09 vs. San Diego)
Rushing Attempts:	29	(10/4/09 vs. San Diego)
Longest Run:	60t	(12/6/09 vs. Oakland)
Receptions:	6	(12/20/09 vs. Green Bay)
Yards Receiving:	73	(12/20/09 vs. Green Bay)
Longest Reception:	26	(1/3/10 at Miami)

Mendenhall's 2009 Game-by-Game Statistics

Date	Opponent	GP	GS	RUSHING					Lg	TD	RECEIVING				
				Att	Yds	Avg					No	Yds	Avg	Lg	TD
9/10	TENNESSEE	1	0	4	6	1.5	3	0	0	0	0	0	0.0	0	0
9/20	at Chicago	1	0	3	39	13.0	39	0	1	13	13	13.0	13	0	0
9/27	at Cincinnati	1	0	0	0	0.0	0	0	0	0	0	0.0	0	0	0
10/4	SAN DIEGO	1	1	29	165	5.7	32	2	2	26	13.0	20	0	0	0
10/11	at Detroit	1	1	15	77	5.1	27	1	2	16	8.0	9	0	0	0
10/18	CLEVELAND	1	1	17	62	3.6	11	1	2	15	7.5	13	0	0	0
10/25	MINNESOTA	1	1	10	69	6.9	17	0	1	-1	-1.0	-1	0	0	0
11/9	at Denver	1	1	22	155	7.0	36	0	1	9	9.0	9	0	0	0
11/15	CINCINNATI	1	1	13	36	2.8	10	0	1	5	5.0	5	0	0	0
11/22	at Kansas City	1	1	21	80	3.8	13	0	4	36	9.0	13	1	0	0
11/29	at Baltimore	1	1	24	95	4.0	15	0	2	22	11.0	20	0	0	0
12/6	OAKLAND	1	1	20	103	5.2	60t	1	0	0	0.0	0	0	0	0
12/10	at Cleveland	1	1	16	53	3.3	7	0	1	17	17.0	17	0	0	0
12/20	GREEN BAY	1	1	11	38	3.5	10	1	6	73	12.2	25	0	0	0
12/27	BALTIMORE	1	1	17	36	2.1	8	1	1	4	4.0	4	0	0	0
1/3	at Miami	1	0	20	94	4.7	36	0	1	26	26.0	26	0	0	0
SEASON TOTALS		16	12	242	1108	4.6	60	7	25	261	10.4	26	1	0	0

PUNT RETURNS

Date	Opponent	No	FC	Yds	Avg	Lg	TD	No	Yds	Avg	Lg	TD
9/10	TENNESSEE	0	0	0	0.0	0	0	0	0	0.0	0	0
9/20	at Chicago	0	0	0	0.0	0	0	0	0	0.0	0	0
9/27	at Cincinnati	0	0	0	0.0	0	0	1	8	8.0	8	0
10/4	SAN DIEGO	0	0	0	0.0	0	0	0	0	0.0	0	0
10/11	at Detroit	0	0	0	0.0	0	0	0	0	0.0	0	0
10/18	CLEVELAND	0	0	0	0.0	0	0	0	0	0.0	0	0
10/25	MINNESOTA	0	0	0	0.0	0	0	0	0	0.0	0	0
11/9	at Denver	0	0	0	0.0	0	0	0	0	0.0	0	0
11/15	CINCINNATI	0	0	0	0.0	0	0	0	0	0.0	0	0
11/22	at Kansas City	0	0	0	0.0	0	0	0	0	0.0	0	0
11/29	at Baltimore	0	0	0	0.0	0	0	0	0	0.0	0	0
12/6	OAKLAND	0	0	0	0.0	0	0	0	0	0.0	0	0
12/10	at Cleveland	0	0	0	0.0	0	0	0	0	0.0	0	0
12/20	GREEN BAY	0	0	0	0.0	0	0	0	0	0.0	0	0
12/27	BALTIMORE	0	0	0	0.0	0	0	0	0	0.0	0	0
1/3	at Miami	0	0	0	0.0	0	0	0	0	0.0	0	0
SEASON TOTALS		0	0	0	0.0	0	0	1	8	8.0	8	0

Mendenhall's 2008 Game-by-Game Statistics

Date	Opponent	GP	GS	RUSHING					Lg	TD	RECEIVING				
				Att	Yds	Avg					No	Yds	Avg	Lg	TD
9/7	HOUSTON	1	0	10	28	2.8	9	0	0	0	0	0.0	0	0	0
9/14	at Cleveland	1	0	0	0	0.0	0	0	0	0	0	0.0	0	0	0

2010 PLAYERS

Rashard Mendenhall

Mendenhall's 2008 Game-by-Game Statistics (Continued)

Date	Opponent	GP	RUSHING						RECEIVING				
			GS	Att	Yds	Avg	Lg	TD	No	Yds	Avg	Lg	TD
9/21	at Philadelphia	1	0	0	0	0.0	0	0	1	11	11.0	11	0
9/29	BALTIMORE	1	1	9	30	3.3	12	0	1	6	6.0	6	0
10/5	at Jacksonville		RESERVE/INJURED						RESERVE/INJURED				
10/19	at Cincinnati		RESERVE/INJURED						RESERVE/INJURED				
10/26	NEW YORK GIANTS		RESERVE/INJURED						RESERVE/INJURED				
11/3	at Washington		RESERVE/INJURED						RESERVE/INJURED				
11/9	INDIANAPOLIS		RESERVE/INJURED						RESERVE/INJURED				
11/16	SAN DIEGO		RESERVE/INJURED						RESERVE/INJURED				
11/20	CINCINNATI		RESERVE/INJURED						RESERVE/INJURED				
11/30	at New England		RESERVE/INJURED						RESERVE/INJURED				
12/7	DALLAS		RESERVE/INJURED						RESERVE/INJURED				
12/14	at Baltimore		RESERVE/INJURED						RESERVE/INJURED				
12/21	at Tennessee		RESERVE/INJURED						RESERVE/INJURED				
12/28	CLEVELAND		RESERVE/INJURED						RESERVE/INJURED				
SEASON TOTALS		4	1	19	58	3.1	12	0	2	17	8.5	11	0

POSTSEASON

Date	Opponent	GP	RUSHING						RECEIVING				
			GS	Att	Yds	Avg	Lg	TD	No	Yds	Avg	Lg	TD
1/11	SAN DIEGO		RESERVE/INJURED						RESERVE/INJURED				
1/18	BALTIMORE		RESERVE/INJURED						RESERVE/INJURED				
2/1	vs. Arizona		RESERVE/INJURED						RESERVE/INJURED				
POSTSEASON TOTALS		0	0	0	0	0.0	0	0	0	0	0.0	0	0

Date	Opponent	No	PUNT RETURNS				Lg	TD	KICKOFF RETURNS				
			FC	Yds	Avg				No	Yds	Avg	Lg	TD
9/7	HOUSTON	0	0	0	0.0	0	0	0	2	46	23.0	27	0
9/14	at Cleveland	0	0	0	0.0	0	0	0	2	21	10.5	21	0
9/21	at Philadelphia	0	0	0	0.0	0	0	0	2	48	24.0	26	0
9/29	BALTIMORE	0	0	0	0.0	0	0	0	0	0	0.0	0	0
10/5	at Jacksonville		RESERVE/INJURED				RESERVE/INJURED						
10/19	at Cincinnati		RESERVE/INJURED				RESERVE/INJURED						
10/26	NEW YORK GIANTS		RESERVE/INJURED				RESERVE/INJURED						
11/3	at Washington		RESERVE/INJURED				RESERVE/INJURED						
11/9	INDIANAPOLIS		RESERVE/INJURED				RESERVE/INJURED						
11/16	SAN DIEGO		RESERVE/INJURED				RESERVE/INJURED						
11/20	CINCINNATI		RESERVE/INJURED				RESERVE/INJURED						
11/30	at New England		RESERVE/INJURED				RESERVE/INJURED						
12/7	DALLAS		RESERVE/INJURED				RESERVE/INJURED						
12/14	at Baltimore		RESERVE/INJURED				RESERVE/INJURED						
12/21	at Tennessee		RESERVE/INJURED				RESERVE/INJURED						
12/28	CLEVELAND		RESERVE/INJURED				RESERVE/INJURED						
SEASON TOTALS		0	0	0	0.0	0	0	0	6	115	19.2	27	0

POSTSEASON

POSTSEASON													
1/11	SAN DIEGO	RESERVE/INJURED						RESERVE/INJURED					
1/18	BALTIMORE	RESERVE/INJURED						RESERVE/INJURED					
2/1	vs. Arizona	RESERVE/INJURED						RESERVE/INJURED					
POSTSEASON TOTALS		0	0	0	0.0	0	0	0	0	0.0	0	0	0

Mendenhall's Career Statistics

REGULAR SEASON

Year	Team	GP	RUSHING						RECEIVING				
			GS	Att	Yds	Avg	Lg	TD	No	Yds	Avg	Lg	TD
2008	Pittsburgh	4	1	19	58	3.1	12	0	2	17	8.5	11	0
2009	Pittsburgh	16	12	242	1108	4.6	60	7	25	261	10.4	26	1
NFL Totals		20	13	255	1144	4.5	60	7	27	278	10.3	26	1

Date	Opponent	No	PUNT RETURNS				Lg	TD	KICKOFF RETURNS				
			FC	Yds	Avg				No	Yds	Avg	Lg	TD
2008	Pittsburgh	0	0	0	0.0	0	0	0	6	115	19.2	27	0
2009	Pittsburgh	0	0	0	0.0	0	0	0	1	8	8.0	8	0
NFL TOTALS		0	0	0	0.0	0	0	0	7	123	17.6	27	0



Rashard Mendenhall

Mendenhall's Career Statistics (Continued)

POSTSEASON

		RUSHING							RECEIVING				
Year	Team	GP	GS	Att	Yds	Avg	Lg	TD	No	Yds	Avg	Lg	TD
2008	Pittsburgh	0	0	0	0	0.0	0	0	0	0	0.0	0	0
NFL Totals		0	0	0	0	0.0	0	0	0	0	0.0	0	0

		PUNT RETURNS						KICKOFF RETURNS				
Date	Opponent	No	FC	Yds	Avg	Lg	TD	No	Yds	Avg	Lg	TD
2008	Pittsburgh	0	0	0	0.0	0	0	0	0	0.0	0	0
SEASON TOTALS		0	0	0	0.0	0	0	0	0	0.0	0	0

Heath Miller **TE**

HEIGHT — 6-5
 WEIGHT — 256
 COLLEGE — Virginia
 BIRTHDATE — Oct. 22, 1982

BIRTHPLACE — Swords Creek, Va.
 HOW ACQUIRED — D1-05 (#30)
 NFL EXPERIENCE — 6th Year

83

**PRO**

(78-77-8-8): Earned his first trip to the Pro Bowl in 2009... arguably one of the most complete tight ends in the NFL with his blocking and pass-catching skills...named to USA Today All-Joe Team following the 2008 season for his unsung efforts...became a huge part of the offense in his rookie year...gave the Steelers a receiving threat from the TE position, tying or setting multiple receiving records for tight ends...continued the Steelers' tradition of great blocking tight ends...selected in the first round (30th overall) in the 2005 NFL Draft...was the first tight end taken by the Steelers in the first round since Mark Bruener was selected in the first round (27th overall) of the 1995 NFL Draft...recipient of the 2005 Joe Greene Great Performance Award, given annually to the top Steelers' rookie.

2009 (16-16): Started all 16 games at TE...set a team record for tight ends with 76 receptions...tied the team lead with six touchdown receptions...was selected to his first Pro Bowl...**9/10 vs. Tennessee:** Made his seventh consecutive start at TE...caught eight passes for 64 yards (8.0 avg.) with a long of 14...**9/20 at Chicago:** Made his eighth consecutive start at TE...caught three passes for 27 yards (9.0 avg.) with a long of 15...eclipsed 2,000 career receiving yards, becoming just the fifth tight end in team history to accomplish that feat...**9/27 at Cincinnati:** Made his ninth consecutive start at TE...caught five passes for 20 yards (4.0 avg.) with a long of 7 yards...**10/4 vs. San Diego:** Made his 10th consecutive start at TE...caught eight passes for 70 yards (8.8 avg.) along with two touchdowns...**10/11 at Detroit:** Made his 11th consecu-

tive start at TE...caught five passes for 54 yards (10.8 avg.) along with one touchdown...**10/18 vs. Cleveland:** Made his 12th consecutive start at TE...caught five passes for 80 yards (16.0 avg.) along with one touchdown...**10/25 vs. Minnesota:** Made his 13th consecutive start at TE...caught six passes for 38 yards (6.3 avg.) with a long of nine...**11/9 at Denver:** Made his 14th consecutive start at TE...caught three passes for 18 yards (6.0 avg.) with a long of 14...**11/15 vs. Cincinnati:** Made his 15th consecutive start at TE...caught four passes for 26 yards (6.5 avg.) with a long of 11...**11/22 at Kansas City:** Made his 16th consecutive start at TE...caught seven passes for 95 yards (13.6 avg.) along with one touchdown...broke his previous career record of 48 receptions in a season...**11/29 at Baltimore:** Made his 17th consecutive start at TE...caught one pass for two yards...**12/6 vs. Oakland:** Made his 18th consecutive start at TE...caught one pass for 27 yards...**12/10 at Cleveland:** Made his 19th consecutive start at TE...caught five passes for 59 yards (11.8 avg.) with a long of 22...eclipsed his single season-high in receiving yards...**12/20 vs. Green Bay:** Made his 20th consecutive start at TE...caught seven passes for 118 yards with a long of 27...marked his second career 100-yard receiving game...recorded his 68th reception on the season, breaking the team's single-season record by a tight end which was held by Eric Green (63)...**12/27 vs. Baltimore:** Made his 21st consecutive start at TE...caught three passes for 35 yards with a long of 19...**1/3 at Miami:** Made his 22nd consecutive start at TE...caught five passes for 56 yards (11.2 avg.) with one touchdown.

2010 PLAYERS

FOOTBALL STAFF MEDIA INFORMATION

FOOTBALL STAFF

2010 PLAYERS

2009 IN REVIEW

STEELERS HISTORY

RECORDS

Heath Miller

2009 [14-14/3-3]: Made 14 regular-season starts at TE...missed two games (Weeks 10 and 11) due to an ankle injury...were the first two games that he has missed in his pro career...named to the *USA Today* All-Joe team...caught a career-high 48 passes for 514 yards (10.7 avg.) with three touchdowns...started all three postseason games...caught 11 passes in the postseason for 156 yards (14.2 avg.) with one touchdown...his postseason totals of 26 receptions, 348 yards and three touchdowns are all tops on the teams' postseason chart by a tight end...**9/7 vs. Houston**: Played in his 49th consecutive game and made his 45th consecutive start at TE...finished second on the team with three receptions for 26 yards (8.7 avg.) with a long of 11...**9/14 at Cleveland**: Played in his 50th career game and had two receptions for 33 yards (16.5 avg.) with a long of 19 yards...had one assisted tackle on special teams...**9/21 at Philadelphia**: Made his 50th career start at tight end...finished with four receptions for 63 yards (15.8 avg.) with a long of 21 yards...surpassed 1,500 career receiving yards (1,548)...**9/29 vs. Baltimore**: Made his 48th consecutive start at TE and had two catches for eight yards (4.0 avg.) with a long of six...**10/5 at Jacksonville**: Started his 49th consecutive game at TE...caught five passes for 45 yards (9.0 avg.) and his first touchdown reception of the season...**10/19 at Cincinnati**: Started his 50th consecutive game at TE...caught two passes for 13 yards (6.5 avg.)...his blocking helped pave the way for Melwe Moore to rush 20 times for 120 yards (6.0 avg.) with two touchdowns...**10/26 vs. New York Giants**: Made his 51st consecutive start at TE...caught three passes for 52 yards (17.3 avg.) with a season-long reception of 22 yards...**11/3 at Washington**: Made his 52nd consecutive start at TE...did not record a catch prior to leaving the game in the first half with an ankle injury...**11/9 vs. Indianapolis**: Was inactive with an ankle injury, the first time that he has missed a game in his NFL career...**11/16 vs. San Diego**: Was inactive with an ankle injury...**11/20 vs. Cincinnati**: Returned to the lineup after missing two games with an ankle injury...caught four passes for 44 yards (11.0 avg.) with a long of 19 yards and his second touchdown reception of the season...was the 20th receiving touchdown of his career, tying him with Bennie Cunningham for third on the team's all-time touchdown list for a TE...**11/30 at New England**: Made his fourth consecutive start at TE...finished with four receptions for a team-high 60 yards (15.0 avg.) with

a long of 21 yards...**12/7 vs. Dallas**: Made his third consecutive start at TE...caught three passes for 20 yards (6.7 avg.) with one touchdown...his touchdown reception was the 21st of his career, moving him past Bennie Cunningham and into third place on the team's all-time list for touchdown catches by a TE...**12/14 at Baltimore**: Played in his 60th career game and made his fourth consecutive start at TE...caught three passes for 26 yards (8.7 avg.) with a long of 17 yards...**12/21 at Tennessee**: Made his 60th career start at TE...caught a career-high eight passes for 69 yards (8.6 avg.) with a long of 17 yards...**12/28 vs. Cleveland**: Made his sixth consecutive start at TE...caught five passes for 55 yards (11.0 avg.)...**AFC Divisional Game 1/11 vs. San Diego**: Made his sixth consecutive postseason start at TE...caught three passes for 37 yards (12.3 avg.) with an eight-yard touchdown reception in the third quarter...**AFC Championship Game 1/18 vs. Baltimore**: Made his seventh consecutive postseason start at TE...caught three passes for 62 yards (20.7 avg.) with a long of 30 yards...**Super Bowl XLIII 2/1 vs. Arizona**: Made his eighth consecutive postseason start at TE...caught five passes for 57 yards (11.4 avg.) with a long of 21 yards.

2007 [16-16/1-1]: Started all 16 games for the second consecutive year...established career highs across the board with 47 receptions for 566 yards (12.0 avg.) and seven touchdowns...set personal single-game postseason highs with eight receptions for 85 yards (10.6 avg.) in the loss to Jacksonville...also scored his second career postseason touchdown in that game...**9/9 at Cleveland**: Was the starting TE...led the team in receptions with four and had a 22-yard TD grab from Ben Roethlisberger...was his third straight season opener with a TD catch...**9/16 vs. Buffalo**: Had his 30th consecutive start at TE...had two catches for 34 yards (17.0), with a long of 29...helped pave the way for Willie Parker to have his 15th career 100-yard rushing game of his career...**9/23 vs. San Francisco**: Made his 31st consecutive start at TE and led the team in catches (four) and receiving yards (82), which gave him an average of 20.5 yards per catch...went over the 1,000-yard mark in career receiving yards, with a total of 1,011 receiving yards...**9/30 at Arizona**: Had his 35th start at TE with the Steelers and had four catches for 46 yards with a long of 28 (15.3 avg.)...**10/7 vs. Seattle**: Made his 36th career start at TE and had four catches for 44 yards (11.0 avg.) with a 13-yard long for a TD...his catches and yards

**Heath Miller**

gave him 90 career catches and put him over 1,100 career receiving yards (1,101)...also helped pave the way for Parker to have his 17th career and fourth 100-yard rushing game of the season...**10/21 at Denver:** Started at TE for the 37th time in his career...registered five catches for 50 yards (10.0 avg.) including a 27-yard long...was on the receiving end of two of Roethlisberger's four TD passes...his two receiving TDs marked the second time he has had multi-TDs in a game in his career...**10/28 at Cincinnati:** Made his 35th consecutive start at TE...had two catches for 42 yards (21.0 avg.) including a 23-yard long...**11/5 vs. Baltimore:** Made his 36th consecutive start at TE...hailed in his team-leading fifth TD of the year to put Pittsburgh ahead 7-0 in the first quarter...that TD catch was the 16th of his career...had two catches for 17 yards (8.5 avg.)...**11/11 vs. Cleveland:** Made his 40th career start at TE...had five receptions for 71 yards (14.2 avg.) with one TD...his two-yard reception with 3:13 left in the game proved to be the game-winner...his five receptions put him over 100 career catches (104)...**11/18 at New York Jets:** Registered his 38th consecutive start at TE...finished the day with two receptions for 36 yards (18.0 avg.) including a 19-yard long...**11/26 vs. Miami:** Posted his 39th consecutive start at TE but did not record a catch...**12/2 vs. Cincinnati:** Tallied his 40th consecutive start at TE...finished the game with four catches for 30 yards (7.5 avg.), including a 10-yard long...**12/9 at New England:** Made his 41st consecutive start, while playing in his 45th career game...hailed in four catches for 28 yards (7.0 avg.)...**12/16 vs. Jacksonville:** Made his 45th career start at TE...finished with two catches for 24 yards (12.0 avg.) with one TD...hailed in an 18-yard TD pass from Roethlisberger in the second quarter to give him seven TDs on the year, passing his career high of six TDs...**12/20 at St. Louis:** Started in his 43rd consecutive game at TE...registered one catch for seven yards...**12/30 at Baltimore:** Made his 44th consecutive start at TE...finished with three catches for 20 yards (6.7 avg.), including a long of 10 yards...**AFC Wild Card Game 1/5 vs. Jacksonville:** Registered his fifth consecutive postseason start at TE and finished with eight catches for 85 yards and one TD...his 85 yards and eight catches were new career highs in the postseason.

2006 (16-16): Started all 16 games...finished with 34 catches for 393 yards (11.6 avg.) with five touchdowns...**9/7 vs. Miami:** Caught three passes for a career-high 101 yards (33.7 avg.) and one touchdown...eclipsed 100 yards receiving for the

first time in his career...caught an 87-yard touchdown pass from Charlie Batch late in the fourth quarter to give the Steelers a 21-17 lead...87-yard TD is the longest touchdown reception at Heinz Field...touchdown was the Steelers longest TD play since Kordell Stewart hit Bobby Shaw for a 90-yard touchdown (Dec. 16, 2001) and was the longest touchdown reception for a tight end in 32 years (Joe Namath connected with Rich Caster for 89 yards against Miami in 1974)...also became the first Steelers' TE to gain 100-yards receiving since Eric Green (119 - 12/26/93 at Seattle)...**9/18 at Jacksonville:** Started at TE and caught one pass for 11 yards...**9/24 vs. Cincinnati:** Started at TE and caught three passes for 34 yards (11.3 avg.) and a long of 13...**10/8 at San Diego:** Recorded two receptions for 22 yards and a long of 15...started at TE...**10/15 vs. Kansas City:** Started at TE...caught one pass for 16 yards...helped the running game gain 219 yards on 42 rushes (5.2 avg.) and three TDs...**10/22 at Atlanta:** Caught two passes for four yards and a touchdown...scored on a one-yard toss in the second quarter to give Pittsburgh a 17-7 lead...**10/29 at Oakland:** Started at TE and had two receptions for 10 yards and a long of five...**11/5 vs. Denver:** Grabbed five balls for 34 yards (6.8 avg.) with a long of 11...**11/12 vs. New Orleans:** Had three receptions for 30 yards (10.0 avg.) with a long of 22 and a TD...caught a two-yard touchdown pass from Roethlisberger to give the Steelers a 14-0 lead...helped block for Willie Parker to gain 213 yards (the second highest total in Steelers history)...**11/19 at Cleveland:** Started at TE and two passes for 32 yards with a long of 16...**11/26 at Baltimore:** Grabbed three passes for 35 yards (11.7 avg.) with a long of 16...**12/3 vs. Tampa Bay:** Caught two passes for 27 yards and one touchdown...grabbed a 16-yard pass for a touchdown from a scrambling Roethlisberger...**12/7 vs. Cleveland:** Started at TE and helped the offense gain 303 rushing yards on 52 carries (5.8 avg.) and two touchdowns...helped Parker rush for a single-game team-record 223 yards...snapped his streak of consecutive games with a reception at 15...**12/17 at Carolina:** Caught two passes for 25 yards with a long of 20...helped spring Parker for a 41-yard touchdown run in the third quarter...**12/24 vs. Baltimore:** Caught three passes for 12 yards (4.0 avg.) with a long of six...caught a one-yard touchdown on fourth-and-goal with seven seconds left in the first half...**12/31 at Cincinnati:** Started at TE and helped the offense rush for 207 yards and possess the ball for 40:41.

Heath Miller

2005 (16-15/4-4): Finished the season tied for third in the NFL among all rookies (non-kickers) in scoring with 36 points (six touchdowns) and was fourth among all NFL rookies in receptions (39)... his 39 catches were the most by a Steelers' TE since Eric Green caught 46 in during the 1994 season...finished second on the team with 39 receptions for 459 yards (11.8 avg.) and six touchdowns...caught a TD pass in four straight games, tying a team record for a TE...started 15-of-16 games as a rookie...caught six touchdowns in his first seven games, becoming only the third TE in NFL history to reach that feat (Green in 1990 and Raymond Chester in 1970)...earned AFC Offensive Player of the Week in Week 8 vs. Baltimore after recording his first career multiple touchdown game (2)...**9/11 vs. Tennessee:** Started in team's two-tight end set...caught first career pass for a 3-yard touchdown...**9/18 at Houston:** Started in team's two-tight end set...did not catch a pass...**9/25 vs. New England:** Made his third-consecutive start in a two-tight end formation...had one reception for 13 yards...**10/10 at San Diego:** Caught a career-high four passes for 36 yards and a TD...scored on a 16-yard TD pass, his second of the season...his four receptions ranked second on the team behind Hines Ward...**10/16 vs. Jacksonville:** Started at TE for the fourth time in five games as the team opened in a two-tight end set...led the team in three categories with four receptions for 72 yards and a long of 27...caught a 15-yard touchdown in which he bulled his way into the end zone...marked the first time since 1994 that a Steelers' tight end led the team outright in catches and yards in a game...**10/23 at Cincinnati:** Started his fifth game of the year and led the team for the second straight game with six receptions for 58 yards (9.7 avg.) and scored one touchdown...had a long of 21 yards and became the first Steelers' tight end to lead the team in receptions in two consecutive games...**10/31 vs. Baltimore:** Started his sixth game of the year...finished with three catches for 18 yards with two touchdowns, the first multi-touchdown game of his career...extended his streak of consecutive games with at least one touchdown to four, tying the Steelers' tight end record...marked his fifth and sixth touchdowns in his first seven games...the only other tight ends in NFL history to catch six TD passes in their first seven games in the league are Raymond Chester (Oakland Raiders, 1970) and Eric Green (Pittsburgh Steelers, 1990)...his touchdown catches covered four and eight yards...earned AFC Rookie of the Week

honors...**11/6 at Green Bay:** Started as the team's only TE...caught two passes for 11 yards (5.5 avg.) with a long of nine...also had a reception for the sixth straight game...**11/13 vs. Cleveland:** Started at TE for the fifth straight game and for the eighth time in nine games...was held without a catch for only the second time this season...**11/20 at Baltimore:** Started at TE and caught five passes for 37 yards (7.4 avg.) with a long of 19...**11/28 at Indianapolis:** Tied for the team lead with four receptions for 26 yards (6.5 avg.)...**12/4 vs. Cincinnati:** Started at TE...caught three passes for 44 yards (14.7 avg.) with a long of 21...**12/11 vs. Chicago:** Started at TE for the ninth straight game...helped team amass 190 yards on 46 carries (4.1 avg.) with two touchdowns...**12/18 at Minnesota:** Started at TE for the 10th straight game...caught two passes for a team-high 58 yards, including a game long of 50 to set up the Steelers' first field goal...his 50-yard reception was the longest by a Steelers' TE since Eric Green hauled in a 71-yard touchdown in 1993...**12/24 at Cleveland:** Started at TE and caught one pass for 21 yards...**1/1 vs. Detroit:** Started at TE...caught a team-high three passes for 62 yards (20.7 avg.)...had a 43-yard reception, his second longest catch of the season...**AFC Wild Card Game 1/8 at Cincinnati:** Started at TE and caught two passes for 15 yards...**AFC Divisional Game 1/15 at Indianapolis:** Caught three passes for 61 yards (20.3 avg.), including a long of 36...caught a seven-yard touchdown pass, his first career postseason TD...**AFC Championship Game 1/22 at Denver:** Started at TE...caught two passes for 31 yards (15.5 avg.)...had a long reception of 24 yards...**Super Bowl XL 2/5 vs. Seattle:** Started at TE and helped team gain 181 rushing yards on 33 carries (5.5 avg.) and two TDs.

COLLEGE

Was the first ACC player to win the Mackey Award as the nation's best tight end...also became the school's first major award winner since 1941...finished career holding every receiving record for a tight end in school history and also established new conference career records for receptions, touchdown catches and yards gained by a tight end...closed out his career as the first two-time first-team All-ACC tight end in school history...started 39 consecutive games for the Cavaliers...scored at least once in each of his first five games at Virginia and his nine scoring grabs set a school season-record for tight ends...in 39 games as a Cavalier, caught 144 passes for 1,703 yards (11.8 avg.) and 20 touchdowns...only



Heath Miller

Billy McMullen (210, 1999-2001) had more catches in a career for the Cavaliers...his 1,703 yards rank seventh on the school's career-record list and his 20 scoring grabs rank fourth, behind McMullen (24), Herman Moore (27, 1988-90) and Tyrone Davis (28, 1991-94)...majored in sociology. **2004:** Winner of the Mackey Award, given to the nation's best tight end...first-team All-American selection by The NFL Draft Report, the American Football Coaches Association, the Walter Camp Football Foundation and Football Writers Association of America...first-team All-Atlantic Coast Conference choice...led the team for the second-straight year with 41 receptions for 541 yards (13.2 avg) and five touchdowns in 12 games...served as team captain...25 of his receptions came on scoring drives. **2003:** All-American first-team selection by The NFL Draft Report, adding second-team honors from *College Football News*...first-team All-ACC pick...added first-team All-State honors from the Virginia Sports Information Directors Association and the *Roanoke Times*...set school and conference season records for tight ends with 70 receptions for 835 yards (11.9 avg) and also scored six times...overall, his 70 catches ranked second on the school's season record list behind Billy McMullen's 83 grabs in 2001. **2002:** Second-team All-ACC choice...freshman All-American selection by Scripps/Football Writers Association of America, *The Sporting News* and *College Football News*...first-team All-State pick by the Virginia Sports Information Directors Association...honorable mention ECAC All-State...started every game as a redshirt freshman, leading all ACC tight ends with nine touchdowns and 33 receptions, good for 327 yards (9.9 avg)...also threw a 20-yard score. **2001:** Redshirted.

PERSONAL

Attended Honaker [Swords Creek, Va.] High School...was a quarterback and safety at Honaker High School, where he earned Associated Press Player of the Year honors as a senior and was a two-time AP All-State selection...selected Virginia High School Coaches Association Group A Offensive Player of the Year as a senior and was a two-time first-team Group A All-State selection...earned All-Southwest Virginia first-team honors at quarterback and was a second-team All-State selection at defensive back, adding Region D Offensive Player of the Year accolades...passed for over 1,500 yards and 19 touchdowns and rushed for 901 yards in 2000...as a junior, passed for 1,872 yards and 26 touchdowns, and rushed for 643 yards and 12 scores, leading Honaker to an 11-2 record that season...played first base on the Honaker baseball team and was a forward on the basketball team...earned Black Diamond District first-team honors, and was an All-Region and All-State selection in baseball...also earned All-District and All-Region honors in basketball...son of Earl and Denise Miller...married (Katie)...Full name: Earl Heath Miller.

Miller's Single-Game Highs**REGULAR SEASON**

Receptions	8	(three; last 10/4/09 vs. San Diego)
Yards Receiving	118	(12/20/09 vs. Green Bay)
Longest Reception	87t	(9/7/06 vs. Miami)
TDs Receiving	2	(twice; last 10/4/09 vs. San Diego)

POSTSEASON

Receptions	8	(1/5/08 vs. Jacksonville)
Yards Receiving	85	(1/5/08 vs. Jacksonville)
Longest Reception	36	(1/15/06 at Indianapolis)
TDs Receiving	1	(three; last 1/11/09 vs. San Diego)

Miller's 2009 Game-by-Game Statistics

Date	Opponent	GP	GS	Rec	Yds	Avg	Lg	TD
9/10	TENNESSEE	1	1	8	64	8.0	14	0
9/20	at Chicago	1	1	3	27	9.0	15	0
9/27	at Cincinnati	1	1	5	20	4.0	7	0
10/4	SAN DIEGO	1	1	8	70	8.8	18	2
10/11	at Detroit	1	1	5	54	10.8	15	1
10/18	CLEVELAND	1	1	5	80	16.0	25	1
10/25	MINNESOTA	1	1	6	38	6.3	9	0
11/9	at Denver	1	1	3	18	6.0	14	0
11/15	CINCINNATI	1	1	4	26	6.5	11	0
11/22	at Kansas City	1	1	7	95	13.6	41	1
11/29	at Baltimore	1	1	1	2	2.0	2	0
12/6	OAKLAND	1	1	1	27	27.0	27	0
12/10	at Cleveland	1	1	5	59	5.3	22	0
12/20	GREEN BAY	1	1	7	118	16.9	27	0
12/27	BALTIMORE	1	1	3	35	11.7	19	0
1/3	at Miami	1	1	5	56	11.2	37	1
SEASON TOTALS		16	16	76	789	10.4	41	6

Miller's 2008 Game-by-Game Statistics

Date	Opponent	GP	GS	Rec	Yds	Avg	Lg	TD
9/7	HOUSTON	1	1	3	26	8.7	11	0
9/14	at Cleveland	1	1	2	33	16.5	19	0
9/21	at Philadelphia	1	1	4	63	15.8	21	0
9/29	BALTIMORE	1	1	2	8	4.0	6	0
10/5	at Jacksonville	1	1	5	45	9.0	17	1
10/19	at Cincinnati	1	1	2	13	6.5	7	0
10/26	NEW YORK GIANTS	1	1	3	52	17.3	22	0
11/3	at Washington	1	1	0	0	0.0	0	0
11/9	INDIANAPOLIS	INACTIVE						
11/16	SAN DIEGO	INACTIVE						
11/20	CINCINNATI	1	1	4	44	11.0	19	1
11/30	at New England	1	1	4	60	15.0	21	0
12/7	DALLAS	1	1	3	20	6.7	8	1
12/14	at Baltimore	1	1	3	26	8.7	17	0
12/21	at Tennessee	1	1	8	69	8.6	17	0
12/28	CLEVELAND	1	1	5	55	11.0	20	0
SEASON TOTALS		14	14	48	514	10.7	22	3

2010 PLAYERS

Heath Miller

Miller's 2008 Game-by-Game Statistics (Cont.)

Date	Opponent	GP	GS	Rec	Yds	Avg	Lg	TD
1/11	SAN DIEGO	1	1	3	37	12.3	18	1
1/18	BALTIMORE	1	1	3	62	20.7	30	0
2/1	vs. Arizona	1	1	5	57	11.4	21	0
POSTSEASON TOTALS		3	3	11	156	14.2	30	1

Miller's 2007 Game-by-Game Statistics

RECEIVING								
Date	Opponent	GP	GS	Rec	Yds	Avg	Lg	TD
9/9	at Cleveland	1	1	4	35	8.8	22	1
9/16	BUFFALO	1	1	2	34	17.0	29	0
9/23	SAN FRANCISCO	1	1	4	82	20.5	29	0
9/30	at Arizona	1	1	3	46	15.3	28	0
10/7	SEATTLE	1	1	4	44	11.0	13	1
10/21	at Denver	1	1	5	50	10.0	27	2
10/28	at Cincinnati	1	1	2	42	21.0	23	0
11/5	BALTIMORE	1	1	2	17	8.5	17	1
11/11	CLEVELAND	1	1	5	71	14.2	22	1
11/18	at New York Jets	1	1	2	36	18.0	19	0
11/26	MIAMI	1	1	0	0	0.0	0	0
12/2	CINCINNATI	1	1	4	30	7.5	10	0
12/9	at New England	1	1	4	28	7.0	11	0
12/16	JACKSONVILLE	1	1	2	24	12.0	18	1
12/20	at St. Louis	1	1	1	7	7.0	7	0
12/30	at Baltimore	1	1	3	20	6.7	10	0
SEASON TOTALS		16	16	47	566	12.0	29	7

POSTSEASON								
1/5	JACKSONVILLE	1	1	8	85	10.6	16	1
POSTSEASON TOTALS		1	1	8	85	10.6	16	1

Miller's 2006 Game-by-Game Statistics

RECEIVING								
Date	Opponent	GP	GS	Rec	Yds	Avg	Lg	TD
9/7	MIAMI	1	1	3	101	33.7	87t	1
9/18	at Jacksonville	1	1	1	11	11.0	11	0
9/24	CINCINNATI	1	1	3	34	11.3	13	0
10/8	at San Diego	1	1	2	22	11.0	15	0
10/15	KANSAS CITY	1	1	1	16	16.0	16	0
10/22	at Atlanta	1	1	2	4	2.0	3	1
10/29	at Oakland	1	1	2	10	5.0	5	0
11/5	DENVER	1	1	5	34	6.8	11	0
11/12	NEW ORLEANS	1	1	3	30	10.0	22	1
11/19	at Cleveland	1	1	2	32	16.0	16	0
11/26	at Baltimore	1	1	3	35	11.7	16	0
12/3	TAMPA BAY	1	1	2	27	13.5	16t	1
12/7	CLEVELAND	1	1	0	0	0.0	—	0
12/17	at Carolina	1	1	2	25	12.5	20	0
12/24	BALTIMORE	1	1	3	12	4.0	6	1
12/31	at Cincinnati	1	1	0	0	0.0	—	0
SEASON TOTALS		16	16	34	393	11.6	87t	5

Miller's 2005 Game-by-Game Statistics

RECEIVING								
Date	Opponent	GP	GS	Rec	Yds	Avg	Lg	TD
9/11	TENNESSEE	1	0	1	3	3.0	3t	1
9/18	at Houston	1	1	0	0	0.0	—	0
9/25	NEW ENGLAND	1	1	1	13	13.0	13	0
10/10	at San Diego	1	1	4	36	9.0	16t	1
10/16	JACKSONVILLE	1	1	4	72	18.0	27	1
10/23	at Cincinnati	1	1	6	58	9.7	21	1
10/31	BALTIMORE	1	1	3	18	6.0	8t	2
11/6	at Green Bay	1	1	2	11	5.5	9	0
11/13	CLEVELAND	1	1	0	0	0.0	—	0
11/20	at Baltimore	1	1	5	37	7.4	19	0
11/28	at Indianapolis	1	1	4	26	6.5	9	0
12/4	CINCINNATI	1	1	3	44	14.7	21	0
12/11	CHICAGO	1	1	0	0	0.0	—	0
12/18	at Minnesota	1	1	2	58	29.0	50	0
12/24	CLEVELAND	1	1	1	21	21.0	21	0
1/1	DETROIT	1	1	3	62	20.7	43	0
SEASON TOTALS		16	15	39	459	11.8	50	6

POSTSEASON								
1/8	at Cincinnati	1	1	2	15	7.5	9	0
1/15	at Indianapolis	1	1	3	61	20.3	36	1
1/22	at Denver	1	1	2	31	15.5	24	0
2/5	vs. Seattle	1	1	0	0	0.0	—	0
POSTSEASON TOTALS		4	4	7	107	15.3	36	1

Miller's Career Statistics

REGULAR SEASON								
RECEIVING								
Year	Team	GP	GS	No	Yds	Avg	Lg	TD
2005	Pittsburgh	16	15	39	459	11.8	50	6
2006	Pittsburgh	16	16	34	393	11.6	87t	5
2007	Pittsburgh	16	16	47	566	12.0	29	7
2008	Pittsburgh	14	14	48	514	10.7	22	3
2009	Pittsburgh	16	16	76	789	10.4	41	6
NFL Totals		78	77	244	2721	11.2	87t	27

Career Special Teams Tackles (1): 0 in 2005, 0 in '06, 0 in '07, 1 in '08 and 0 in '09.

POSTSEASON								
RECEIVING								
Year	Team	GP	GS	No	Yds	Avg	Lg	TD
2005	Pittsburgh	4	4	7	107	15.3	36	1
2007	Pittsburgh	1	1	8	85	10.6	16	1
2008	Pittsburgh	3	3	11	156	14.2	30	1
NFL Totals		8	8	26	348	13.4	36	3



Mewelde Moore **RB**

HEIGHT — 5-11
 WEIGHT — 209
 COLLEGE — Tulane
 BIRTHDATE — July 24, 1982

BIRTHPLACE — Hammond, La.
 HOW ACQUIRED — UFA '08 (Minn.)
 NFL EXPERIENCE — 7th Year

21



PRO

(86-15/5-0): Continued to be one of the most reliable all-around players for the Steelers in the 2009 season...signed a two-year deal with the Steelers on March 3, 2008 as an unrestricted free agent (Minnesota)...became an instant offensive threat for the Steelers as a primary backup to starter Willie Parker...made four starts in place of the injured Parker and finished the season ranked second on the team with five rushing touchdowns...holds the Vikings' team record with a 10.5 yard career punt return average...one of only two players in Vikings' history (David Palmer) to have two career punt return TDs...owns two of the 10 longest punt returns in Vikings' history with his pair of 71-yard TDs.

2009 [16-0]: Played in all 16 games...served as a backup running back, punt returner and kick returner...caught two touchdown passes and had more than 300 all-purpose yards...**9/10 vs. Tennessee:** Played in his 19th consecutive game...had five attempts for eight yards (1.6 avg.) with a long of four...caught four passes for 28 yards (7.0 avg.) with a long of nine...**9/20 at Chicago:** Played in his 20th consecutive game...rushed twice for 13 yards (6.5 avg.) with a season long of 15 yards...caught three passes for 15 yards (5.0 avg.)...returned one kickoff for 13 yards...**9/27 at Cincinnati:** Played in his 21st consecutive game...rushed once for six yards...caught one pass for six yards...**10/4 vs. San Diego:** Played in his 22nd consecutive game...rushed twice for two yards...caught three passes for 31 yards (10.3 avg.) along with a touchdown...threw one pass which was completed for a six-yard touchdown to Heath Miller...**10/11 at Detroit:** Played in his 23rd consecutive game...rushed twice for eight yards (4.0 avg.) with a long of seven...caught three passes for 20 yards (6.7 avg.) with a long of seven yards...**10/18 vs. Cleveland:** Played in his 24th consecutive game...rushed five times for 20 yards (4.0 avg.) with a long of seven yards...returned one punt for one yard...**10/25 vs. Minnesota:** Played in his 25th consecutive game...rushed four times for 14 yards (3.5 avg.) with a long of six...**11/9 at Denver:** Played in his 26th consecutive game...rushed four times for 18 yards (4.5 avg.) with a long of 12...returned

on punt for two yards...**11/15 vs. Cincinnati:** Played in his 27th consecutive game...rushed two times for 21 yards (10.5 avg.) with a long of 12...caught two passes for 14 yards (7.0 avg.) with a long of 11...**11/22 at Kansas City:** Played in his 28th consecutive game...rushed twice for one yard with a long of four...**11/29 at Baltimore:** Played in his 29th consecutive game...rushed four times for two yards with a long of 3...**12/6 vs. Oakland:** Played in his 30th consecutive game...rushed once for seven yards...caught one pass for six yards...**12/10 at Cleveland:** Played in his 31st consecutive game as a contributor on special teams and reserve at RB...returned three kickoffs for 31 yards (10.3 avg.) with a long of 12...**12/20 vs. Green Bay:** Played in his 32nd consecutive game as a contributor on special teams and a reserve RB...caught three passes for 25 yards with one touchdown...**12/27 vs. Baltimore:** Played in his 33rd consecutive game as a contributor on special teams and a reserve RB...**1/3 at Miami:** Played in his 34th consecutive game as a contributor on special teams and as a reserve RB...caught one pass for eight yards.

2008 [16-4/3-0]: Played all 16 regular-season games, making four starts, in his first season as a Steeler...his 140 rushes for 588 yards (4.2 avg.) were both the second-highest totals of his career...five rushing touchdowns and six total touchdowns were both career highs...caught 40 passes for 320 yards (8.0 avg.) with one touchdown...had one of the best games of his pro career October 19 at Cincinnati when he rushed 20 times for 120 yards (6.0 avg.) with two touchdowns and caught five passes for 14 yards (2.8 avg.) with one touchdown...returned 10 kickoffs for 185 yards (18.5 avg.) with a long of 24...returned six punts for 21 yards (3.5 avg.) with a long of 12...played in all three postseason games...rushed five times in the postseason for 25 yards (5.0 avg.)...caught four postseason passes for 25 yards (6.3 avg.)...**9/7 vs. Houston:** Made his Steelers debut and played in his 55th career game as the team's third-down back and primary punt returner...returned one punt for minus-three yards and two kickoffs for 33 yards (16.5 avg.) with a long of 21...**9/14 at Cleveland:** Played in his 56th career game...served as the team's third-down

2010 PLAYERS

FOOTBALL STAFF

FOOTBALL STAFF

2010 PLAYERS

2009 IN REVIEW

STEELERS HISTORY

RECORDS

Mewelde Moore

back and primary punt returner...returned one punt for one yard...**9/21 at Philadelphia:** Played in his 57th career game...had his first rush as a Steeler for six yards...had a fair catch on his only punt return attempt...**9/29 vs. Baltimore:** Played in his 58th career game...had eight rushes for 13 yards (1.6 avg.)...caught three passes for 37 yards (12.3 avg.), including two key receptions on the winning drive in overtime...returned two kickoffs for 40 yards (20.0 avg.) with a long of 22...**10/5 at Jacksonville:** Made his 12th career start at RB, and his first as a member of the Steelers...had 17 attempts for 99 yards (5.8 avg.) with a long of 27 yards...caught three passes for 17 yards (5.7 avg.) with a long of 13 yards...**10/19 at Cincinnati:** Made his second consecutive start at RB...finished with a season-high 120 yards on 20 attempts (6.0 avg.) with a career-high two touchdowns...was his fifth career 100-yard performance, and first as a Steeler...surpassed 1,500 career rushing yards (1,523)...caught five passes for 14 yards (2.8 avg.) with one touchdown...his three combined touchdowns established a career high...became the first running back other than Parker or Jerome Bettis to have over 100 yards rushing and two rushing touchdowns in the same game since Bam Morris finished with 101 yards and three touchdowns in a 49-31 victory over the Cincinnati Bengals on November 19, 1995...**10/26 vs. New York Giants:** Made his third consecutive start at RB...rushed 19 times for 84 yards (4.4 avg.) with a season-long run of 32 yards and one touchdown...rushed for a touchdown in consecutive games for the first time in his career...caught two passes for 10 yards (5.0 avg.) with a long of eight yards...returned two punts for 14 yards (7.0 avg.) with a season-long return of 12 yards...**11/3 at Washington:** Played in his 10th consecutive game...had four attempts for negative-two yards (-0.5 avg.) with a long of two yards...tied for the team lead with three receptions for 45 yards (15.0 avg.) with a season-long 25-yard reception...returned three kickoffs for 60 yards (20.0 avg.) with a season-long of 24 yards...**11/9 vs. Indianapolis:** Made his fourth start of the season...had 24 attempts for 57 yards (2.4 avg.) with two touchdowns and a long of nine yards...was his second multi-touchdown performance of the season...caught a season-high six passes for 48 yards (8.0 avg.) with a long of 16 yards...**11/16 vs. San Diego:** Played in his 12th consecutive game...caught five passes for 33 yards (6.6 avg.) with a long of 13 yards...had one rush for minus-one yard...had one kickoff return for seven yards...**11/20 vs. Cincinnati:** Played in his 65th career game...led the team with 56 rushing yards on 15

attempts (3.7 avg.) with a long of 15 yards...caught four passes for 41 yards (10.3 avg.) with a long of 22 yards...had one punt return for nine yards...had one kickoff return for 24 yards...**11/30 at New England:** Played in his 14th consecutive game at RB...had 12 rushes for 67 yards (5.6 avg.) with a long of 20 yards...caught two passes for nine yards (4.5 avg.) with a long of five yards...had one punt return for zero yards...**12/7 vs. Dallas:** Played in his 15th consecutive game at RB...had five rushes for 22 yards (4.4 avg.)...caught four passes for 36 yards (9.0 avg.)...**12/14 at Baltimore:** Played in his 16th consecutive game as a reserve at RB...rushed seven times for 16 yards (2.3 avg.)...returned one kickoff for 21 yards...**12/21 at Tennessee:** Played in his 17th consecutive game as a reserve at RB...had three rushes for 28 yards (9.3 avg.) with a long of 17 yards...caught two passes for 20 yards (10.0 avg.) with a long of 12 yards...**12/28 vs. Cleveland:** Played in his 70th career game at RB...rushed four times for 23 yards (5.8 avg.)...caught one pass for 10 yards...**AFC Divisional Game 1/11 vs. San Diego:** Played in his third consecutive postseason game, and his first with Pittsburgh...rushed three times for 13 yards (4.3 avg.) with a long of five yards...caught two passes for 12 yards (6.0 avg.) with a long of nine yards...returned one kickoff for 18 yards...**AFC Championship Game 1/18 vs. Baltimore:** Played in his fourth consecutive postseason game...had one rush for six yards...had one reception for nine yards...returned two punts for one yard (0.5 avg.)...left the game early with a leg injury...**Super Bowl XLIII 2/1 vs. Arizona:** Played in his fifth consecutive postseason game...ran once for six yards...caught one pass for four yards.

2007 (12-0): Rushed 20 times for 113 yards (5.7 avg.)...caught six passes for 48 yards (8.0 avg.)...returned 13 punts for 130 yards (10.0) with a long of 42 yards...**9/9 vs. Atlanta:** Was inactive...**9/16 at Detroit:** Ran six times for a season-high 50 yards (8.3 avg.)...caught a season-high four passes for 36 yards (9.0)...**9/23 at Kansas City:** Rushed four times for 21 yards (5.3 avg.)...made two receptions for 12 yards (6.0 avg.)...**9/30 vs. Green Bay:** Was inactive...**10/14 at Chicago:** Was inactive...**10/21 at Dallas:** Played primarily special teams...**10/28 vs. Philadelphia:** Played primarily special teams...**11/4 vs. San Diego:** Returned four punts for 59 yards (14.8 avg.)...**11/11 at Green Bay:** Played special teams and lined up as a receiver but did not catch a pass...**11/18 vs. Oakland:** Rushed twice for nine yards (4.5 avg.) and had one fumble...returned two punts for five yards...**11/25**



at New York Giants: Rushed three times for 12 yards (4.0 avg.)...**12/2 vs. Detroit:** Had three carries for four yards with a long of five yards...returned one punt for 10 yards...**12/9 at San Francisco:** Returned a punt for six yards...**12/17 vs. Chicago:** Was inactive...**12/23 vs. Washington:** Returned two punts for 29 yards...**12/30 at Denver:** Ran twice for 17 yards (8.5 avg.)...returned three punts for 21 yards (7.0 avg.).

2006 [16-0]: Led the team with a 10.1 punt return average and tied for 2nd on the team with a career-high 46 receptions...ranked 4th in the NFC in punt return average...joined Nate Burleson as the only Vikings in team history to return a punt for a TD on Monday Night Football with his 71-yard return vs. New England in Week 8...with that return he joined David Palmer to become only the second player in franchise history with two career punt return TDs...threw the seventh TD by a RB in team history when he hit TE Jermaine Wiggins on a halfback pass in Week 7 at Seattle for a 15-yard TD...caught the Vikings' two longest passes on the season, both 50-yards, one from Brooks Bollinger in Week 8 vs. New England and the other from Tarvaris Jackson vs. St. Louis in Week 17...**9/11 at Washington:** Ran twice for minus 0.5 yards...returned two punts for 27 yards (13.5 avg.)...**9/17 vs. Carolina:** Ran one time for 11 yards...caught three passes for 13 yards (4.3 avg.)...returned six punts for 22 yards (3.7 avg.)...returned one kickoff for 25 yards...**9/24 vs. Chicago:** Had three rushes for 23 yards (7.7 avg.)...caught three passes for 18 yards (6.0 avg.)...returned two punts for 16 yards (8.0 avg.)...**10/1 at Buffalo:** Ran two times for 17 yards (8.5 avg.)...two receptions for 21 yards (10.5 avg.)...returned one punt for 16 yards...**10/8 vs. Detroit:** Had a season-high five receptions for 38 yards (7.6 avg.)...returned three punts for 19 yards (6.3 avg.)...**10/22 at Seattle:** Threw his first career touchdown pass to TE Jermaine Wiggins (15 yards)...one reception for five yards...returned four punts for 66 yards (16.5 avg.)...**10/30 vs. New England:** Rushed twice for nine yards (4.5 avg.)...caught four passes for a career-high 91 yards (22.8 avg.)...returned a punt 71 yards for his second career punt return for a touchdown...returned two punts for 81 yards (40.5 avg.)...**11/5 at San Francisco:** Ran once for minus-one yard...caught a pass for four yards...returned two punts for 18 yards (9.0 avg.)...**11/12 vs. Green Bay:** Had three rushes for 15 yards (5.0 avg.)...tied a season high with five receptions for 57 yards (11.4 avg.)...returned three punts for 14 yards (4.7 avg.)...**11/19 at Miami:** Ran one time for 14 yards...tied a season high for the second consecutive week with five re-

ceptions for 32 yards (6.4 avg.)...returned six punts for 68 yards (11.3 avg.)...**11/26 vs. Arizona:** Ran twice for 10 yards (5.0 avg.)...**12/3 at Chicago:** Had three rushes for 13 yards (4.3 avg.)...again tied a season high with five catches for 51 yards (10.2 avg.)...returned three punts for 10 yards (3.3 avg.)...**12/10 at Detroit:** Ran three times for 11 yards (3.7 avg.)...caught two passes for 18 yards (9.0 avg.)...**12/17 vs. New York Jets:** Tied a season high with five receptions for 53 yards (10.6 avg.)...caught his first touchdown of the season...returned one punt for minus-one yard...**12/21 at Green Bay:** Caught two passes for 10 yards (5.0 avg.)...**12/31 vs. St. Louis:** Ran one time for 10 yards...caught three passes for 57 yards (19.0 avg.)...returned one punt for nine yards.

2005 [16-8]: Enjoyed a breakout year of production as a rusher, receiver and return man...was the only player in the NFL to score by rush, reception and punt return in 2005...became the 2nd Viking to score a rushing, receiving and punt return TD, joining Pro Football Hall of Famer Hugh McElhenny in 1961...posted the 9th punt return TD in Vikings' history with a 71-yard TD in Week 10 at New York Giants in the upset win...the 71-yard punt return TD was the 6th-longest punt return TD in team history and 8th-longest overall punt return...part of an NFL-record setting day in Giants Stadium as he joined Koren Robinson (kickoff return TD) and Darren Sharper (INT return TD) to become the only team in league history to score all three ways in a game...ranked 2nd in the NFC and 3rd in the NFL with an 11.7 yard average on punt returns...his 11.7 average was the 4th-best in Vikings history...led team in rushing (662 yards), punt returns (245 yards) and was 3rd on team in receptions (37)...broke the 100-yard rushing mark twice on the season with 101 vs. New Orleans in Week 3 and 122 at Green Bay in Week 11...the 122 yards at Green Bay on Monday Night Football made him the 4th Vikings RB to break the century mark on MNF...scored 1st NFL TD vs. Green Bay in Week 11...scored 1st rushing TD at Carolina in Week 8 on a four-yard rush...**9/11 vs. Tampa Bay:** Returned three kickoffs for 66 yards (22.0 avg.)...had a long return of 27 yards...**9/18 at Cincinnati:** Ran eight times for 29 yards (3.6 avg.)...caught two passes for seven yards (3.5 avg.)...returned one kickoff for six yards...**9/25 vs. New Orleans:** Eclipsed the 100-yard mark for the first time of the season with 23 carries for 101 yards (4.4 avg.)...caught one pass for three yards...**10/2 at Atlanta:** Gained 57 yards on 14 attempts (4.1 avg.)...caught a season-high six

Mewelde Moore

passes for 63 yards (10.5 avg.)...**10/16 at Chicago:** Rushed for 57 yards on 14 attempts (4.1 avg.)...had five receptions for 52 yards (10.4 avg.)...**10/23 vs. Green Bay:** Scored his first career touchdown reception...had four catches for 60 yards (15.0 avg.)...had 13 rushing attempts for 45 yards (3.5 avg.)...returned two punts for nine yards (4.5 avg.)...**10/30 at Carolina:** Ran nine times for 30 yards (3.3 avg.) and scored his first career rushing touchdown...had one reception for one yard...returned one punt for 13 yards...**11/6 vs. Detroit:** Gained 49 yards on 11 carries (4.5 avg.)...caught one pass for 26 yards...returned two punts for 30 yards (15.0 avg.)...**11/13 at New York Giants:** Returned three punts for 87 yards...returned a punt 71 yards for his first career punt return for a touchdown...**11/21 at Green Bay:** Ran 22 times for a season-high 122 yards (5.5 avg.)...caught two passes for 16 yards (8.0 avg.)...returned five punts for 40 yards (8.0 avg.)...**11/27 vs. Cleveland:** Gained 67 yards on 21 attempts (3.2 avg.)...had two receptions for nine yards (4.5 avg.)...returned one punt for two yards...**12/4 at Detroit:** Ran one time for minus-six yards...returned one punt for seven yards...**12/11 vs. St. Louis:** Ran once for no gain...caught a pass for seven yards...returned one punt for zero yards...**12/18 vs. Pittsburgh:** Ran twice for five yards (2.5 avg.)...had two receptions for nine yards (4.5 avg.)...returned three punts for 41 yards (13.7 avg.)...**12/25 at Baltimore:** Gained 49 yards on 10 carries (4.9 avg.)...caught four passes for 42 yards (10.5 avg.)...had one punt return for 16 yards...**1/1 vs. Chicago:** Had six attempts for 57 yards (9.5 avg.)...caught six passes for 44 yards (7.3 avg.) and one touchdown.

2004 (10-3-2-0): Played in 10 games with three starts and finished 3rd on the team with 379 yards rushing...had 27 receptions for 238 yards...finished 2nd on the team with 20 kickoff returns for 386 yards (19.3 avg.)...ran for a season-best 138 yards on a season-high 20 carries vs. Tennessee in Week 7...earned Pepsi Rookie of the Week honors for his performance vs. the Titans...had 92 rushing yards in Week 5 at Houston in his first career start, the 3rd-best in team history for a player making their 1st start...set a team rookie record with 12 catches at Houston, which also tied him for 2nd in team history by a RB...posted his 1st career 100-yard rushing day in his return to his collegiate stadium at New Orleans in Week 6, with 109 yards on 15 carries...also caught seven passes for 78 yards to end the day with a career-high 187 yards of offense...inactive Weeks 9-13 with an ankle

sprain...inactive for game vs. Chicago in Week 3...played in both of Vikings' playoff games...**9/12 vs. Dallas:** Made NFL debut...ran once for eight yards...caught a pass for eight yards...returned one punt for one yard...returned one kickoff for 17 yards...**9/20 at Philadelphia:** Had one reception for six yards...returned six kickoffs for 123 yards (20.5 avg.)...**9/26 vs. Chicago:** Was inactive...**10/10 at Houston:** Had 20 attempts for 92 yards (4.6 avg.)...caught a career-high 12 passes for 90 yards (7.5 avg.)...returned one kickoff for three yards...**10/17 at New Orleans:** Eclipsed the 100-yard mark for the first time in his career with 109 yards on 15 rushes (7.3 avg.)...also had seven catches for 78 yards (11.1 avg.)...returned three kickoffs for 51 yards (17.0 avg.)...**10/24 vs. Tennessee:** Rushed for over 100 yards for the second consecutive game...his 138 yards on 20 attempts (6.9 avg.) were a career high...also had five catches for 30 yards (6.0 avg.)...returned one kickoff for 19 yards...**10/31 vs. New York Giants:** Ran for 29 yards on eight rushes (3.6 avg.)...had one reception for 26 yards...**11/8 at Indianapolis:** Was inactive...**11/14 at Green Bay:** Was inactive...**11/21 vs. Detroit:** Was inactive...**11/28 vs. Jacksonville:** Was inactive...**12/5 at Chicago:** Was inactive...**12/12 vs. Seattle:** Returned one kickoff for 30 yards...**12/19 at Detroit:** Returned three kickoffs for 59 yards (19.7 avg.)...returned three punts for 27 yards (9.0 avg.)...**12/24 vs. Green Bay:** Ran one time for three yards...returned two punts for 42 yards (21.0 avg.)...**1/2 at Washington:** Returned two punts for 42 yards (21.0 avg.)...**NFC Wild Card Game 1/9 at Green Bay:** Returned three punts for 36 yards (12.0 avg.)...**NFC Divisional Game 1/16 at Philadelphia:** Caught two passes for 20 yards (10.0 avg.)...returned two punts for 71 yards (35.5 avg.)...had a long return of 39 yards.

COLLEGE

Only the 2nd player in NCAA history to rush for 4,000 yards and have 2,000 yards receiving in a career, joining Darrin Nelson (Stanford)...ranks 11th in Division I history in all-purpose yards with 6,505 yards...ran for 100+ yards in 22 games to set Tulane and Conference USA records...his 36 career TDs rank 2nd in Tulane and C-USA history...took 24 credits in spring 2004 to graduate on time with a double major in finance and accounting. **2003:** Earned first-team C-USA Honors...led the team with 185 carries for 915 yards (4.9 avg.) and five touchdowns...averaged 101.7 rushing yards per game...finished second on the team with 39 receptions for 408 yards (10.5 avg.) and four touchdowns. **2002:**



Mewelde Moore

Led team with 288 carries for 1,138 yards (4.0 avg.) and six touchdowns...also led team in receptions with 52 and receiving yards with 545 (10.5avg.)...caught three touchdowns...became the second player in Tulane history to run for 1,000 yards in consecutive seasons. **2001:** Ran 262 times for 1,431 yards (5.4 avg.) and eight touchdowns...set Tulane's single-season rushing record...named first-team All-C-USA...led the team with 65 receptions for 756 yards (11.6 avg.) and seven touchdowns...returned five kicks for 82 yards (16.4 avg.). **2000:** Had 174 carries for a team-leading 890 yards (5.1 avg.) and two touchdowns...caught 33 passes for 350 yards (10.6 avg.) and one touchdown...named C-USA's Freshman of the Year.

PERSONAL

Starred at Belaire High in Baton Rouge...named to media

All-State team and a 2nd-team All-State choice by state coaches...ran for over 1,600 yards as a senior...all-

State in baseball...drafted in the 4th round of the 2000 Major League Baseball draft by the San Diego Padres, spending three summers in the organization...recipient of the Community Service Award for Business Ethics at the Tulane Council of Entrepreneurs and Business School Council Awards Gala in spring 2003...member of National Honor Society...supports youth education through his Mewelde Moore Knowledge First Foundation...married to Tymeka with one daughter, Jalyn...son of Jerry and Sandra A. Moore...Full name: Mewelde Jaem Cadere Moore.

Moore's Single-Game Highs

Yards Rushing	138	(12/24/04 vs. Tennessee)
Rushing Attempts	24	(11/9/08 vs. Indianapolis)
Longest Run	33	(10/24/04 vs. Tennessee, 1/1/06 vs. Chicago)
Receptions	12	(10/10/04 at Houston)
Yards Receiving	91	(10/30/06 vs. New England)
Longest Reception	50	(10/30/06 vs. New England, 12/31/06 vs. St. Louis)

Moore's 2009 Game-by-Game Statistics

Date	Opponent	GP	GS	RUSHING					Lg	TD	RECEIVING					Lg	TD
				Att	Yds	Avg					No	Yds	Avg				
9/10	TENNESSEE	1	0	5	8	1.6			4	0	4	28	7.0			9	0
9/20	at Chicago	1	0	2	13	6.5			15	0	3	15	5.0			8	0
9/27	at Cincinnati	1	0	1	6	6.0			6	0	1	6	6.0			6	0
10/4	SAN DIEGO	1	0	2	2	1.0			1	0	3	31	10.3			19	1
10/11	at Detroit	1	0	2	8	4.0			7	0	3	20	6.7			7	0
10/18	CLEVELAND	1	0	5	20	4.0			7	0	0	0	0.0			0	0
10/25	MINNESOTA	1	0	4	14	3.5			6	0	0	0	0.0			0	0
11/9	at Denver	1	0	4	18	4.5			12	0	0	0	0.0			0	0
11/15	CINCINNATI	1	0	2	21	10.5			12	0	2	14	7.0			11	0
11/22	at Kansas City	1	0	2	1	0.5			4	0	0	0	0.0			0	0
11/29	at Baltimore	1	0	4	2	0.5			3	0	0	0	0.0			0	0
12/6	OAKLAND	1	0	1	7	7.0			7	0	1	6	6.0			6	0
12/10	at Cleveland	1	0	0	0	0.0			0	0	0	0	0.0			0	0
12/20	GREEN BAY	1	0	0	0	0.0			0	0	3	25	8.3			10	1
12/27	BALTIMORE	1	0	1	-2	-2.0			-2	0	0	0	0.0			0	0
1/3	at Miami	1	0	0	0	0.0			0	0	1	8	8.0			8	0
SEASON TOTALS		16	0	35	118	3.4			15	0	21	153	7.3			19	2

PUNT RETURNS

Date	Opponent	No	FC	Yds	Avg	Lg	TD	No	Yds	Avg	Lg	TD
9/10	TENNESSEE	0	0	0	0.0	0	0	0	0	0.0	0	0
9/20	at Chicago	0	0	0	0.0	0	0	1	13	13.0	13	0
9/27	at Cincinnati	0	0	0	0.0	0	0	0	0	0.0	0	0
10/4	SAN DIEGO	1	0	0	0.0	0	0	0	0	0.0	0	0
10/11	at Detroit	0	0	0	0.0	0	0	0	0	0.0	0	0
10/18	CLEVELAND	1	2	1	1.0	1	0	0	0	0.0	0	0
10/25	MINNESOTA	0	0	0	0.0	0	0	0	0	0.0	0	0
11/9	at Denver	1	0	2	2.0	2	0	0	0	0.0	0	0
11/15	CINCINNATI	0	1	0	0.0	0	0	0	0	0.0	0	0
11/22	at Kansas City	0	1	0	0.0	0	0	0	0	0.0	0	0
11/29	at Baltimore	0	0	0	0.0	0	0	0	0	0.0	0	0
12/6	OAKLAND	0	1	0	0.0	0	0	0	0	0.0	0	0
12/10	at Cleveland	0	1	0	0.0	0	0	3	31	10.3	12	0
12/20	GREEN BAY	0	0	0	0.0	0	0	0	0	0.0	0	0
12/27	BALTIMORE	0	0	0	0.0	0	0	0	0	0.0	0	0
1/3	at Miami	0	1	0	0.0	0	0	0	0	0.0	0	0
SEASON TOTALS		3	6	3	1.0	1	0	4	44	11.0	13	0

KICKOFF RETURNS

2010 PLAYERS

Mewelde Moore

Moore's 2008 Game-by-Game Statistics

Date	Opponent	GP	GS	RUSHING					Lg	TD	RECEIVING				
				Att	Yds	Avg					No	Yds	Avg	Lg	TD
9/7	HOUSTON	1	0	0	0	0.0		0	0	0	0	0	0.0	0	0
9/14	at Cleveland	1	0	0	0	0.0		0	0	0	0	0	0.0	0	0
9/21	at Philadelphia	1	0	1	6	6.0		6	0	0	0	0	0.0	0	0
9/29	BALTIMORE	1	0	8	13	1.6		5	0	0	3	37	12.3	24	0
10/5	at Jacksonville	1	1	17	99	5.8		27	0	0	3	17	5.7	13	0
10/19	at Cincinnati	1	1	20	120	6.0		24	2	0	5	14	2.8	7	1
10/26	NEW YORK GIANTS	1	1	19	84	4.4		32	1	0	2	10	5.0	8	0
11/3	at Washington	1	0	4	-2	-0.5		2	0	0	3	45	15.0	25	0
11/9	INDIANAPOLIS	1	1	24	57	2.4		9	2	0	6	48	8.0	16	0
11/16	SAN DIEGO	1	0	1	-1	-1.0		-1	0	0	5	33	6.6	13	0
11/20	CINCINNATI	1	0	15	56	3.7		15	0	0	4	41	10.3	22	0
11/30	at New England	1	0	12	67	5.6		20	0	0	2	9	4.5	5	0
12/7	DALLAS	1	0	5	22	4.4		8	0	0	4	36	9.0	12	0
12/14	at Baltimore	1	0	7	16	2.3		5	0	0	0	0	0.0	0	0
12/21	at Tennessee	1	0	3	28	9.3		17	0	0	2	20	10.0	12	0
12/28	CLEVELAND	1	0	4	23	5.8		11	0	0	1	10	10.0	10	0
SEASON TOTALS		16	4	140	588	4.2		32	5	0	40	320	8.0	25	1

POSTSEASON

1/11	SAN DIEGO	1	0	3	13	4.3		5	0	0	2	12	6.0	9	0
1/18	BALTIMORE	1	0	1	6	6.0		6	0	0	1	9	9.0	9	0
2/1	vs. Arizona	1	0	1	6	6.0		6	0	0	1	4	4.0	4	0
POSTSEASON TOTALS		3	0	5	25	5.0		6	0	0	4	25	6.3	9	0

PUNT RETURNS

Date	Opponent	No	FC	Yds	Avg	Lg	TD	No	Yds	Avg	Lg	TD
9/7	HOUSTON	1	2	-3	-3.0	-3	0	2	33	16.5	21	0
9/14	at Cleveland	1	0	1	1.0	1	0	0	0	0.0	0	0
9/21	at Philadelphia	0	1	0	0.0	0	0	0	0	0.0	0	0
9/29	BALTIMORE	0	0	0	0.0	0	0	2	40	20.0	22	0
10/5	at Jacksonville	0	1	0	0.0	0	0	0	0	0.0	0	0
10/19	at Cincinnati	0	1	0	0.0	0	0	0	0	0.0	0	0
10/26	NEW YORK GIANTS	2	3	14	7.0	12	0	0	0	0.0	0	0
11/3	at Washington	0	1	0	0.0	0	0	3	60	20.0	24	0
11/9	INDIANAPOLIS	0	0	0	0.0	0	0	0	0	0.0	0	0
11/16	SAN DIEGO	0	2	0	0.0	0	0	1	7	7.0	7	0
11/20	CINCINNATI	1	1	9	9.0	9	0	1	24	24.0	24	0
11/30	at New England	1	0	0	0.0	0	0	0	0	0.0	0	0
12/7	DALLAS	0	0	0	0.0	0	0	0	0	0.0	0	0
12/14	at Baltimore	0	0	0	0.0	0	0	1	21	21.0	21	0
12/21	at Tennessee	0	0	0	0.0	0	0	0	0	0.0	0	0
12/28	CLEVELAND	0	0	0	0.0	0	0	0	0	0.0	0	0
SEASON TOTALS		6	12	21	3.5	12	0	10	185	18.5	24	0

POSTSEASON

1/11	SAN DIEGO	0	2	0	0.0	0	0	1	18	18.0	18	0
1/18	BALTIMORE	2	0	1	0.5	1	0	0	0	0.0	0	0
2/1	vs. Arizona	0	0	0	0.0	0	0	0	0	0.0	0	0
POSTSEASON TOTALS		2	2	1	0.5	1	0	1	18	18.0	18	0

Moore's 2007 Game-by-Game Statistics

Date	Opponent	GP	GS	RUSHING					Lg	TD	RECEIVING				
				Att	Yds	Avg					No	Yds	Avg	Lg	TD
9/9	ATLANTA														
9/16	at Detroit	1	0	6	50	8.3		17	0	0	4	36	9.0	20	0
9/23	at Kansas City	1	0	4	21	5.3		11	0	0	2	12	6.0	8	0
9/30	GREEN BAY														
10/14	at Chicago														
10/21	at Dallas	1	0	0	0	0.0		---	0	0	0	0	0.0	---	0
10/28	PHILADELPHIA	1	0	0	0	0.0		---	0	0	0	0	0.0	---	0
11/4	SAN DIEGO	1	0	0	0	0.0		---	0	0	0	0	0.0	---	0
11/11	at Green Bay	1	0	0	0	0.0		---	0	0	0	0	0.0	---	0
11/18	OAKLAND	1	0	2	9	4.5		11	0	0	0	0	0.0	---	0
11/25	at New York Giants	1	0	3	12	4.0		8	0	0	0	0	0.0	---	0
12/2	DETROIT	1	0	3	4	1.3		5	0	0	0	0	0.0	---	0



Mewelde Moore

Moore's 2007 Game-by-Game Statistics (Continued)

Date	Opponent	GP	GS	RUSHING					Lg	TD	RECEIVING				
				Att	Yds	Avg					No	Yds	Avg	Lg	TD
12/9	at San Francisco	1	0	0	0	0.0			---	0	0	0	0.0	---	0
12/17	CHICAGO			INACTIVE							INACTIVE				
12/23	WASHINGTON	1	0	0	0	0.0			0	0	0	0	0.0	---	0
12/30	at Denver	1	0	2	17	8.5			12	0	0	0	0.0	---	0
SEASON TOTALS		12	0	20	113	5.6			17	0	6	48	8.0	20	0
Date	Opponent	No	FC	PUNT RETURNS					Lg	TD	KICK RETURNS				
				Yds	Avg						No	Yds	Avg	Lg	TD
9/9	ATLANTA			INACTIVE							INACTIVE				
9/16	at Detroit	0	0	0	0.0				---	0	0	0	0.0	---	0
9/23	at Kansas City	0	0	0	0.0				---	0	0	0	0.0	---	0
9/30	GREEN BAY			INACTIVE							INACTIVE				
10/14	at Chicago			INACTIVE							INACTIVE				
10/21	at Dallas	0	0	0	0.0				---	0	0	0	0.0	---	0
10/28	PHILADELPHIA	0	0	0	0.0				---	0	0	0	0.0	---	0
11/4	SAN DIEGO	4	2	59	14.8				42	0	0	0	0.0	---	0
11/11	at Green Bay	0	0	0	0.0				---	0	0	0	0.0	---	0
11/18	OAKLAND	2	1	5	2.5				6	0	1	20	20.0	20	0
11/25	at New York Giants	0	1	0	0.0				0	0	0	0	0.0	---	0
12/2	DETROIT	1	1	10	10.0				10	0	0	0	0.0	---	0
12/9	at San Francisco	1	2	6	6.0				6	0	0	0	0.0	---	0
12/17	CHICAGO			INACTIVE							INACTIVE				
12/23	WASHINGTON	2	1	29	14.5				17	0	0	0	0.0	---	0
12/30	at Denver	3	0	21	7.0				13	0	0	0	0.0	---	0
SEASON TOTALS		13	8	130	16.3				42	0	1	20	20.0	20	0

Moore's 2006 Game-by-Game Statistics

Date	Opponent	GP	GS	RUSHING					Lg	TD	RECEIVING				
				Att	Yds	Avg					No	Yds	Avg	Lg	TD
9/11	at Washington	1	0	2	-1	-0.5			2	0	0	0	0.0	---	0
9/17	CAROLINA	1	0	1	11	11.0			11	0	3	13	4.3	8	0
9/24	CHICAGO	1	0	3	23	7.7			10	0	3	18	6.0	10	0
10/1	at Buffalo	1	0	2	17	8.5			9	0	2	21	10.5	12	0
10/8	DETROIT	1	0	0	0	0.0			---	0	5	38	7.6	18	0
10/22	at Seattle	1	0	0	0	0.0			---	0	1	5	5.0	5	0
10/30	NEW ENGLAND	1	0	2	9	4.5			9	0	4	91	22.8	50	0
11/5	at San Francisco	1	0	1	-1	-1.0			-1	0	1	4	4.0	4	0
11/12	GREEN BAY	1	0	3	15	5.0			15	0	5	57	11.4	27	0
11/19	at Miami	1	0	1	14	14.0			14	0	5	32	6.4	10	0
11/26	ARIZONA	1	0	2	10	5.0			8	0	0	0	0.0	---	0
12/3	at Chicago	1	0	3	13	4.3			6	0	5	51	10.2	24	0
12/10	at Detroit	1	0	3	11	3.7			9	0	2	18	9.0	13	0
12/17	NEW YORK JETS	1	0	0	0	0.0			---	0	5	53	10.6	35t	1
12/21	at Green Bay	1	0	0	0	0.0			---	0	2	10	5.0	12	0
12/31	ST. LOUIS	1	0	1	10	10.0			10	0	3	57	19.0	50	0
SEASON TOTALS		16	0	24	131	5.5			15	0	46	468	10.2	50	1
Date	Opponent	No	FC	PUNT RETURNS					Lg	TD	KICK RETURNS				
				Yds	Avg						No	Yds	Avg	Lg	TD
9/11	at Washington	2	1	27	13.5				20	0	0	0	0.0	---	0
9/17	CAROLINA	6	1	22	3.7				11	0	1	25	25.0	25	0
9/24	CHICAGO	2	0	16	8.0				8	0	0	0	0.0	---	0
10/1	at Buffalo	1	1	16	16.0				16	0	0	0	0.0	---	0
10/8	DETROIT	3	0	19	6.3				16	0	0	0	0.0	---	0
10/22	at Seattle	4	0	66	16.5				40	0	0	0	0.0	---	0
10/30	NEW ENGLAND	2	0	81	40.5				71t	1	0	0	0.0	---	0
11/5	at San Francisco	2	3	18	9.0				14	0	0	0	0.0	---	0
11/12	GREEN BAY	3	0	14	4.7				9	0	0	0	0.0	---	0
11/19	at Miami	6	0	68	11.3				28	0	0	0	0.0	---	0
11/26	ARIZONA	0	0	0	0.0				---	0	0	0	0.0	---	0
12/3	at Chicago	3	0	10	3.3				4	0	0	0	0.0	---	0
12/10	at Detroit	0	0	0	0.0				---	0	0	0	0.0	---	0
12/17	NEW YORK JETS	0	0	0	0.0				---	0	0	0	0.0	---	0
12/21	at Green Bay	1	1	-1	-1.0				-1	0	0	0	0.0	---	0
12/31	ST. LOUIS	1	2	9	9.0				9	0	0	0	0.0	---	0
SEASON TOTALS		36	9	365	10.1				71t	1	1	25	25.0	25	0

2010 PLAYERS

Mewelde Moore

Moore's 2005 Game-by-Game Statistics

Date	Opponent	GP	GS	RUSHING					Lg	TD	RECEIVING				
				Att	Yds	Avg					No	Yds	Avg	Lg	TD
9/11	TAMPA BAY	1	0	0	0	0.0	---	0	0	0	0	0	0.0	---	0
9/18	at Cincinnati	1	0	8	29	3.6	14	0	14	0	2	7	3.5	5	0
9/25	NEW ORLEANS	1	1	23	101	4.4	28	0	28	0	1	3	3.0	3	0
10/2	at Atlanta	1	1	14	57	4.1	19	0	19	0	6	63	10.5	27	0
10/16	at Chicago	1	1	14	57	4.1	25	0	25	0	5	52	10.4	18	0
10/23	GREEN BAY	1	0	13	45	3.5	15	0	15	0	4	60	15.0	29	1
10/30	at Carolina	1	1	9	30	3.3	5	1	5	1	1	1	1.0	1	0
11/6	DETROIT	1	1	11	49	4.5	14	0	14	0	1	26	26.0	26	0
11/13	at New York Giants	1	0	0	0	0.0	---	0	---	0	0	0	0.0	---	0
11/21	at Green Bay	1	1	22	122	5.5	24	0	24	0	2	16	8.0	11	0
11/27	CLEVELAND	1	1	21	67	3.2	8	0	8	0	2	9	4.5	9	0
12/4	at Detroit	1	1	1	-6	-6.0	-6.0	0	-6.0	0	0	0	0.0	---	0
12/11	ST. LOUIS	1	0	1	0	0.0	0	0	0	0	1	7	7.0	7	0
12/18	PITTSBURGH	1	0	2	5	2.5	3	0	3	0	2	9	4.5	8	0
12/25	at Baltimore	1	0	10	49	4.9	22	0	22	0	4	42	10.5	15	0
1/1	CHICAGO	1	0	6	57	9.5	33	0	33	0	6	44	7.3	12	1
SEASON TOTALS		16	8	155	662	4.3	33	1	33	1	37	339	9.2	29	2

PUNT RETURNS

Date	Opponent	No	FC	Yds	Avg	Lg	TD	No	Yds	Avg	Lg	TD
9/11	TAMPA BAY	0	0	0	0.0	---	0	3	66	22.0	27	0
9/18	at Cincinnati	0	0	0	0.0	---	0	1	6	6.0	6	0
9/25	NEW ORLEANS	0	0	0	0.0	---	0	0	0	0.0	---	0
10/2	at Atlanta	0	0	0	0.0	---	0	0	0	0.0	---	0
10/16	at Chicago	0	0	0	0.0	---	0	0	0	0.0	---	0
10/23	GREEN BAY	2	1	9	4.5	8	0	0	0	0.0	---	0
10/30	at Carolina	1	1	13	13.0	13	0	0	0	0.0	---	0
11/6	DETROIT	2	1	30	15.0	30	0	0	0	0.0	---	0
11/13	at New York Giants	3	0	87	29.0	71t	1	0	0	0.0	---	0
11/21	at Green Bay	5	2	40	8.0	18	0	0	0	0.0	---	0
11/27	CLEVELAND	1	1	2	2.0	2	0	0	0	0.0	---	0
12/4	at Detroit	1	0	7	7.0	7	0	0	0	0.0	---	0
12/11	ST. LOUIS	1	1	0	0.0	0	0	0	0	0.0	---	0
12/18	PITTSBURGH	3	1	41	13.7	18	0	0	0	0.0	---	0
12/25	at Baltimore	1	0	16	16.0	16	0	0	0	0.0	---	0
1/1	CHICAGO	0	2	0	0.0	0	0	0	0	0.0	---	0
SEASON TOTALS		21	9	245	11.7	71t	1	4	72	18.0	27	0

Moore's 2004 Game-by-Game Statistics

Date	Opponent	GP	GS	RUSHING					Lg	TD	RECEIVING				
				Att	Yds	Avg					No	Yds	Avg	Lg	TD
9/12	DALLAS	1	0	1	8	8.0	8	0	8	0	1	8	8.0	8	0
9/20	at Philadelphia	1	0	0	0	0.0	---	0	---	0	1	6	6.0	6	0
9/26	CHICAGO			INACTIVE							INACTIVE				
10/10	at Houston	1	1	20	92	4.6	17	0	17	0	12	90	7.5	20	0
10/17	at New Orleans	1	1	15	109	7.3	20	0	20	0	7	78	11.1	26	0
10/24	TENNESSEE	1	0	20	138	6.9	33	0	33	0	5	30	6.0	13	0
10/31	NEW YORK GIANTS	1	1	8	29	3.6	9	0	9	0	1	26	26.0	26	0
11/8	at Indianapolis			INACTIVE							INACTIVE				
11/14	at Green Bay			INACTIVE							INACTIVE				
11/21	DETROIT			INACTIVE							INACTIVE				
11/28	JACKSONVILLE			INACTIVE							INACTIVE				
12/5	at Chicago			INACTIVE							INACTIVE				
12/12	SEATTLE	1	0	0	0	0.0	---	0	---	0	0	0	0.0	---	0
12/19	at Detroit	1	0	0	0	0.0	---	0	---	0	0	0	0.0	---	0
12/24	GREEN BAY	1	0	1	3	3.0	3	0	3	0	0	0	0.0	---	0
1/2	at Washington	1	0	0	0	0.0	---	0	---	0	0	0	0.0	---	0
SEASON TOTALS		10	3	65	379	5.8	33	0	33	0	27	238	8.8	26	0

POSTSEASON

1/9	at Green Bay	1	0	0	0	0.0	---	0	---	0	0	0	0.0	---	0
1/16	at Philadelphia	1	0	1	0	0.0	0	0	0	0	2	20	10.0	12	0
POSTSEASON TOTALS		1	0	1	0	0.0	0	0	0	0	2	20	10.0	12	0



Mewelde Moore

Moore's 2004 Game-by-Game Statistics (Continued)

PUNT RETURNS								KICK RETURNS					
Date	Opponent	No	FC	Yds	Avg	Lg	TD	No	Yds	Avg	Lg	TD	
9/12	DALLAS	1	1	1	1.0	1	0	1	17	17.0	17	0	
9/20	at Philadelphia	0	0	0	0.0	---	0	6	123	20.5	23	0	
9/26	CHICAGO	INACTIVE						INACTIVE					
10/10	at Houston	0	0	0	0.0	---	0	1	3	3.0	3	0	
10/17	at New Orleans	0	0	0	0.0	---	0	3	51	17.0	33	0	
10/24	TENNESSEE	0	0	0	0.0	---	0	1	19	19.0	19	0	
10/31	NEW YORK GIANTS	0	0	0	0.0	---	0	0	0	0.0	---	0	
11/8	at Indianapolis	INACTIVE						INACTIVE					
11/14	at Green Bay	INACTIVE						INACTIVE					
11/21	DETROIT	INACTIVE						INACTIVE					
11/28	JACKSONVILLE	INACTIVE						INACTIVE					
12/5	at CHICAGO	INACTIVE						INACTIVE					
12/12	SEATTLE	0	0	0	0.0	---	0	1	30	30.0	30	0	
12/19	at Detroit	3	0	27	9.0	17	0	3	59	19.7	25	0	
12/24	GREEN BAY	0	0	0	0.0	---	0	2	42	21.0	22	0	
1/2	at Washington	0	0	0	0.0	---	0	2	42	21.0	24	0	
SEASON TOTALS		4	1	28	7.0	17	0	20	386	19.3	33	0	
POSTSEASON													
1/9	at Green Bay	0	0	0	0.0	---	0	3	36	12.0	19	0	
1/16	at Philadelphia	0	0	0	0.0	---	0	2	71	35.5	39	0	
POSTSEASON TOTALS		0	0	0	0.0	---	0	5	107	21.4	39	0	

Moore's Career Statistics

RUSHING									RECEIVING				
Year	Team	GP	GS	Att	Yds	Avg	Lg	TD	No	Yds	Avg	Lg	TD
2004	Minnesota	10	3	65	379	5.8	33	0	27	238	8.8	26	0
2005	Minnesota	16	8	155	662	4.3	33	1	37	339	9.2	29	2
2006	Minnesota	16	0	24	131	5.5	15	0	46	468	10.2	50	1
2007	Minnesota	12	0	20	113	5.6	17	0	6	48	8.0	20	0
2008	Pittsburgh	16	4	140	588	4.2	32	5	40	320	8.0	25	1
2009	Pittsburgh	16	0	35	118	3.4	15	0	21	153	7.3	19	2
NFL Totals		86	15	439	1991	4.5	33	6	177	1566	8.9	50	6
Steelers Totals		32	4	175	706	4.0	32	5	57	436	7.6	25	2
POSTSEASON													
2004	Minnesota	2	0	1	0	0.0	0	0	2	20	10.0	12	0
2008	Pittsburgh	3	0	5	25	5.0	6	0	4	25	6.3	9	0
NFL Totals		5	0	6	25	4.2	6	0	6	45	7.5	12	0
Steelers Totals		3	0	5	25	5.0	6	0	4	25	6.3	9	0
PUNT RETURNS									KICK RETURNS				
Date	Opponent	No	FC	Yds	Avg	Lg	TD		No	Yds	Avg	Lg	TD
2004	Minnesota	4	1	28	7.0	17	0		20	386	19.3	33	0
2005	Minnesota	21	9	245	11.7	71t	1		4	72	18.0	27	0
2006	Minnesota	36	9	365	10.1	71t	1		1	25	25.0	25	0
2007	Minnesota	13	8	130	16.3	42	0		1	20	20.0	20	0
2008	Pittsburgh	6	12	21	3.5	12	0		10	185	18.5	24	0
2009	Pittsburgh	3	5	3	1.0	1	0		3	44	11.0	13	0
NFL Totals		83	44	792	9.5	71t	2		40	732	18.3	33	0
Steelers Totals		9	18	24	2.6	12	0		14	229	16.4	24	0
POSTSEASON													
2004	Minnesota	0	0	0	0.0	---	0		5	107	21.4	39	0
2008	Pittsburgh	2	2	1	0.5	1	0		1	18	18.0	18	0
NFL Totals		2	2	1	0.5	1	0		6	125	20.8	39	0
Steelers Totals		2	2	1	0.5	1	0		1	18	18.0	18	0
PASSING													
Year	Team	Att	Cmp	Pct	Yds	Yds/Att	TD	Int	Lg	Sk	Yds/Lst	Rtg	
2004	Minnesota	1	0	0.0	0	0.0	0	0	0	0	0	39.6	
2005	Minnesota	0	0	0.0	0	0.0	0	0	---	0	0	0.0	
2006	Minnesota	1	1	100.0	15	15.0	1	0	15t	0	0	158.3	
2007	Minnesota	1	0	0.0	0	0.0	0	0	0	0	0	39.6	
2008	Pittsburgh	0	0	0.0	0	0.0	0	0	0	0	0	0.0	
2009	Pittsburgh	1	1	100.0	6	6.0	1	0	6	0	0	131.2	
NFL Totals		4	2	50.0	21	10.5	2	0	15t	0	0	105.2	
Steelers Totals		1	1	100.0	6	6.0	1	0	6	0	0	131.2	
POSTSEASON													
2004	Minnesota	0	0	0.0	0	0.0	0	0	---	0	0	0.0	
2008	Pittsburgh	0	0	0.0	0	0.0	0	0	0	0	0	0.0	
NFL Totals		0	0	0.0	0	0.0	0	0	---	0	0	0.0	
Steelers Totals		0	0	0.0	0	0.0	0	0	0	0	0	0.0	

Ryan Mundy **S**

HEIGHT — 6-1
 WEIGHT — 209
 COLLEGE — West Virginia
 BIRTHDATE — Feb. 11, 1985

BIRTHPLACE — Pittsburgh, Pa.
 HOW ACQUIRED — D6b-08 (#194)
 NFL EXPERIENCE — 2nd Year

29

**PRO**

(16-0/0-0): Played a backup role in the Steelers' secondary for the 2009 season...re-signed by the Steelers on February 12, 2009...originally drafted by the Steelers as the second of two sixth-round draft picks (194th overall) in the 2008 NFL Draft...released by the Steelers following the 2008 training camp...was signed back to the team's practice squad on Nov. 11 and remained on it for the remainder of the 2008 season.

2009 (16-0): Played in all 16 games...had seven total tackles on defense and was second on the team with 19 special teams tackles. **9/10 vs. Tennessee:** Made his NFL debut...finished with three solo tackles...recorded two solo tackles on special teams...**9/20 at Chicago:** Played in his second consecutive game as a reserve S and special teams contributor...**9/27 at Cincinnati:** Played in his third consecutive game...made one solo tackle on special teams...**10/4 vs. San Diego:** Played in his fourth consecutive game...recorded one solo tackle on special teams...**10/11 at Detroit:** Played in his fifth consecutive game as a contributor on defense and special teams...**10/18 vs. Cleveland:** Played in his sixth consecutive game as a contributor on defense and special teams...recorded two solo tackles on special teams...**10/25 vs. Minnesota:** Played in his seventh consecutive game as a contributor on defense and special teams...**11/9 at Denver:** Played in his eighth consecutive game as a contributor on defense and special teams...recorded one solo tackle...recorded one solo tackle on special teams...**11/15 vs. Cincinnati:** Played in his ninth consecutive game as a contributor on special teams...recorded two tackles (one solo) on special teams...**11/22 at Kansas City:** Played in his 10th consecutive game as a contributor on special teams...recorded two tackles on special teams...**11/29 at Baltimore:** Played in his 11th consecutive game as a contributor on special teams...recorded one solo tackle on special teams...**12/6 vs. Oakland:** Played in his 12th consecutive game as a contributor on special teams...recorded on pass breakup...recorded two solo tackles on special teams...**12/10 at Cleveland:**

Played in his 13th consecutive game as a contributor on special teams...**12/20 vs. Green Bay:** Played in his 14th consecutive game as a contributor on special teams and defense...**12/27 vs. Baltimore:** Played in his 15th consecutive game as a contributor on defense and special teams...recorded two solo tackles on both defense and special teams...**1/3 at Miami:** Played in his 16th consecutive game as a contributor on defense and special teams...recorded one solo tackle...recorded two tackles (one solo) on special teams.

2008 [0-0/0-0]: Spent training camp with the Steelers prior to being released on August 30...signed by the Steelers to the practice squad on November 11, where he spent the remainder of the season.

COLLEGE

Spent his first four years at the University of Michigan before transferring to West Virginia as a post-graduate transfer...following his redshirt-junior year at Michigan (2006), used an NCAA rule to transfer to West Virginia that allowed seniors to transfer to another school and participate in athletics without sitting out a year due to their previous school not having a certain field in which they want to study...made an outstanding contribution to the West Virginia secondary after transferring from Michigan as a fifth-year senior...started 18-of-35 career games for Michigan at safety and finished with 86 career tackles and three interceptions...earned a bachelor's degree in sport management from Michigan in May 2007. **2007 (WVU):** Started all 13 games at safety for the Mountaineers...fourth-leading tackler on the team with 62 tackles, including 30 unassisted tackles...tied for the team lead with three interceptions for 75 yards...also led the team in pass breakups with seven...selected by the National Football Foundation and College Football Hall of Fame's Hampshire Honor Society as a scholar-athlete...completed master's degree in sports administration. **2006 (Michigan):** Started six games and played in 11 contests...had 25 tackles on the season with one interception. **2005 (Michigan):** Had a medical redshirt season due to a shoulder injury...played in the season opener against



Ryan Mundy

MEDIA INFORMATION

FOOTBALL STAFF

2010 PLAYERS

2009 IN REVIEW

STEELERS HISTORY

RECORDS

209

Northern Illinois but missed the remainder of the season. **2004 (Michigan):** Started 12 games at free safety as a sophomore...finished fifth on the team with 51 tackles...added two interceptions and three pass breakups. **2003 (Michigan):** Played in 11 games as a true freshman...earned the Michigan Athletic Academic achievement...tallied 10 tackles...was second on the special teams unit with eight tackles.

PERSONAL

Set Woodland Hills High career receiving record with 54 catches...USA Today prep All-America...Quad-A Player of the Year from *Pittsburgh Tribune-Review*...all-state and *Post-Gazette* Fabulous 22...pair of interceptions in U.S. Army All-America game...three-year track letterman...son of Gregory Mundy...Full Name: Ryan Gregory Mundy.

Mundy's 2009 Game-by-Game Statistics

Date	Opponent	GP	GS	T	AT	TOT	Sacks	Yds	Int	PD	FF	FR
9/10	TENNESSEE	1	0	3	0	3	0.0	0.0	0/0	0	0	0
9/20	at Chicago	1	0	0	0	0	0.0	0.0	0/0	0	0	0
9/27	at Cincinnati	1	0	0	0	0	0.0	0.0	0/0	0	0	0
10/4	SAN DIEGO	1	0	0	0	0	0.0	0.0	0/0	0	0	0
10/11	at Detroit	1	0	0	0	0	0.0	0.0	0/0	0	0	0
10/18	CLEVELAND	1	0	0	0	0	0.0	0.0	0/0	0	0	0
10/25	MINNESOTA	1	0	0	0	0	0.0	0.0	0/0	0	0	0
11/9	at Denver	1	0	1	0	1	0.0	0.0	0/0	0	0	0
11/15	CINCINNATI	1	0	0	0	0	0.0	0.0	0/0	0	0	0
11/22	at Kansas City	1	0	0	0	0	0.0	0.0	0/0	0	0	0
11/29	at Baltimore	1	0	0	0	0	0.0	0.0	0/0	0	0	0
12/6	OAKLAND	1	0	0	0	0	0.0	0.0	0/0	1	0	0
12/10	at Cleveland	1	0	0	0	0	0.0	0.0	0/0	0	0	0
12/20	GREEN BAY	1	0	0	0	0	0.0	0.0	0/0	0	0	0
12/27	BALTIMORE	1	0	2	0	2	0.0	0.0	0/0	0	0	0
1/3	at Miami	1	0	1	0	1	0.0	0.0	0/0	0	0	0
SEASON TOTALS		16	0	7	0	7	0.0	0.0	0/0	1	0	0

Mundy's Career Statistics

REGULAR SEASON

Year	Team	GP	GS	T	AT	TOT	Sacks	Yds	Int	PD	FF	FR
2009	Pittsburgh	16	0	7	0	7	0.0	0.0	0/0	1	0	0
NFL Totals		16	0	7	0	7	0.0	0.0	0/0	1	0	0

Career Special Teams Tackles (19): 19 in 2009.

Scott Paxson DT

HEIGHT — 6-4

WEIGHT — 292

COLLEGE — Penn State

BIRTHDATE — Feb. 3, 1983

BIRTHPLACE — Philadelphia, Pa.

HOW ACQUIRED — FA-'06

NFL EXPERIENCE — 2nd Year

71



PRO

[1-0/0-0]: Re-signed to the Steelers' offseason roster on January 7, 2010...released

by the Steelers on September 5, 2009...made his NFL debut in reserve action in 2008...signed to the team's 53-man active roster on Oct. 4, 2008...released by the Steelers on Oct. 18, 2008 and was signed to the team's practice squad on Oct. 22 (2008)...re-signed by the Steelers on January 15, 2008...spent the 2007 season on the Steelers' practice squad after signing on September 2...spent training camp with the Steelers in 2007 after being signed on January 8, 2007...released

by the Steelers on September 1...signed with the team as an undrafted rookie free agent on April 30, 2006...released following the 2006 training camp but was signed to the team's practice squad on Dec. 12, 2006.

2009 [0-0]: Was not on an NFL roster.

2008 [1-0/0-0]: Spent training camp with the Steelers prior to being released during final roster cuts on August 30...signed to the Steelers' practice squad on August 31...signed to the Steelers' 53-man active roster on October 4...made his NFL debut at Jacksonville on October 5, making one tackle on special teams...released by the Steelers on October 18...

Scott Paxson

re-signed to the Steelers' practice squad on October 22...re-signed to the Steelers' 53-man active roster on December 1, where he spent the remainder of the season...was inactive for the rest of the season and during the postseason...**10/4:** Signed to the Steelers' 53-man active roster...**10/5 at Jacksonville:** Made his NFL debut...recorded one assisted tackle on special teams...**10/18:** Released by the Steelers...**10/22:** Re-signed to the practice squad...**12/1:** Re-signed by the Steelers to the 53-man active roster...spent the rest of the season inactive.

2007 [0-0]: Spent the entire season on the Steelers' practice squad.

2006 [0-0]: Spent training camp with the Steelers after signing with the team as an undrafted free agent out of Penn State on April 30...released by the Steelers during final roster cuts on September 2...re-signed by the Steelers to the practice squad on December 12, where he remained for the rest of the season.

COLLEGE

2005: Started 10 games at defensive tackle...posted 44 tackles [25 solo], three sacks and 10.5 tackles for loss...recovered one fumble and helped the Nittany Lions rank among the NCAA's best in total defense. **2004:** Had a breakout campaign in which he led the nation with five blocked kicks, tied for the team lead with three sacks and ranked third in tackles for loss...started in all 11 games and recorded 33 tackles [16 solo], three pass

breakups and forced a fumble as he became a powerful force in the middle of the defensive line...was a big factor in Penn State ranking in the top 10 in total and scoring defense and emerging as the nation's only team to not allow more than 21 points in a game all season. **2003:** In his first season at defensive tackle, played in the final 11 games and earned his first career start, against Purdue...made very good strides as the season progressed...made 13 tackles, including 2.5 for losses, with one sack...also blocked two kicks, a fourth-quarter field goal at Nebraska and a PAT attempt at Iowa. **2002:** In his first season on the field, made good progress, playing in the final nine games of the season...an outside linebacker, he saw action on special teams and defense, recording one solo tackle. **2001:** Redshirted...majored in crime, law and justice.

PERSONAL

Was a three-year starter at Roman Catholic High School, playing tight end, defensive end and linebacker...as a senior, he recorded 76 stops (23 for loss), including 15 sacks, and recovered four fumbles...also made 34 catches for 386 yards and scored six touchdowns...earned first-team All-Catholic League and all-area honors from the *Philadelphia Inquirer* and *Philadelphia Daily News*...was an Associated Press first-team big school all-state selection and also participated in the Big 33 Classic as a senior...son of Lynn and Jeff Paxson...Full name: Scott M. Paxson.

Paxson's 2008 Game-by-Game Statistics

Date	Opponent	GP	GS	T	AT	TOT	Sacks	Yds	Int	PD	FF	FR
9/7	HOUSTON					PRACTICE SQUAD						
9/14	at Cleveland					PRACTICE SQUAD						
9/21	at Philadelphia					PRACTICE SQUAD						
9/29	BALTIMORE					PRACTICE SQUAD						
10/5	at Jacksonville	1	0	0	0	0	0.0	0.0	0/0	0	0	0
10/19	at Cincinnati					NOT WITH TEAM						
10/26	NEW YORK GIANTS					PRACTICE SQUAD						
11/3	at Washington					PRACTICE SQUAD						
11/9	INDIANAPOLIS					PRACTICE SQUAD						
11/16	SAN DIEGO					PRACTICE SQUAD						
11/20	CINCINNATI					PRACTICE SQUAD						
11/30	at New England					PRACTICE SQUAD						
12/7	DALLAS					INACTIVE						
12/14	at Baltimore					INACTIVE						
12/21	at Tennessee					INACTIVE						
12/28	CLEVELAND					INACTIVE						
SEASON TOTALS		1	0	0	0	0	0.0	0.0	0/0	0	0	0
POSTSEASON												
1/11	SAN DIEGO					INACTIVE						
1/18	BALTIMORE					INACTIVE						
2/1	vs. Arizona					INACTIVE						
POSTSEASON TOTALS		0	0	0	0	0	0.0	0.0	0/0	0	0	0



Scott Paxson

MEDIA INFORMATION

FOOTBALL STAFF

2010 PLAYERS

2009 IN REVIEW

STEELERS HISTORY

RECORDS

Paxson's Career Statistics

Year	Team	GP	GS	T	AT	TOT	Sacks	Yds	Int/Yds	PD	FF	FR
2008	Pittsburgh	1	0	0	0	0	0.0	0.0	0/0	0	0	0
NFL Totals		1	0	0	0	0	0.0	0.0	0/0	0	0	0

Career Special Teams Tackles (1): 1 in 2008.

POSTSEASON

Year	Team	GP	GS	T	AT	TOT	Sacks	Yds	Int/Yds	PD	FF	FR
2008	Pittsburgh	0	0	0	0	0	0.0	0.0	0/0	0	0	0
NFL Totals		0	0	0	0	0	0.0	0.0	0/0	0	0	0

David Pittman CB

HEIGHT — 5-11

WEIGHT — 185

COLLEGE — Northwestern
(La.) State

BIRTHDATE — October 14, 1983

BIRTHPLACE — Gramercy, La.

HOW ACQUIRED — FA-10

NFL EXPERIENCE — 4th year

30

**PRO**

(8-1/0-0): Signed to the Steelers' offseason roster on February 17, 2010...signed by the New York Sentinels of the UFL on Nov. 7, 2009...spent part of the 2008 season on the New Orleans Saints and Houston Texans' active roster...released by the Baltimore Ravens before the 2008 regular season...played in seven games in two seasons (2006-2007) with the Baltimore Ravens...originally drafted by the Baltimore Ravens in the third round (87th overall) of the 2006 NFL Draft.

2009 [0-0]: Spent season with the New York Sentinels of the UFL.

2008 [0-0]: Signed with New Orleans on Nov. 12, 2008...released by the Saints on Dec. 9, 2008...signed with the Houston Texans on Dec. 17, 2008...did not play in any games.

2007 [8-1]: Played in eight games with one start...had 10 tackles, four passes defended and two interceptions...made first start against the Steelers on 12/30...had career-high seven tackles, three passes defended and two interceptions.

2006 [0-0]: Was inactive for entire season.

COLLEGE

Was a four-year starter as a cover corner for Northwestern (La.) State, helping the Demons to a 28-19 overall record, two I-AA playoff berths and the 2004 Southland Conference championship...had four defensive touchdowns (three interception returns and one blocked field goal attempt return) and also blocked two kicks in his college career...played in 43 career games, tallying 147 total tackles, 108 solo, 11 interceptions, 26 passes defended, two forced fumbles and two fumble recoveries...named first-team I-AA All-American by the Sports XChange...was a Sports Network preseason All-America honoree...was an All-Southland Conference first-team and All-Louisiana first-team selection...redshirted as a freshman in 2001...was the only Division I-AA defensive back to receive an invitation to the Senior Bowl...earned a business administration degree.

PERSONAL

Was an all-district selection at Litcher (La.) High School...was a two-sport star at Northwestern (La.) State, competing in track and field from 2002-04...full name is David Earl Pittman.

Troy Polamalu

HEIGHT — 5-10
 WEIGHT — 207
 COLLEGE — Southern California
 BIRTHDATE — April 19, 1981

BIRTHPLACE — Santa Ana, Calif.
 HOW ACQUIRED — 01-03 (#16)
 NFL EXPERIENCE — 8th Year

43



PRO

[93-77/10-10]: Missed most of the season with a knee injury...has developed into one of the NFL's top safeties...was first-team All-Pro selection in 2005 and 2008...selected to five consecutive Pro Bowls (2005-2009)...was named to the Associated Press' and *Pro Football Weekly's* All-NFL team in 2005...also earned spots on the *Sports Illustrated's*, *Sporting News* and PFW/PFWA's All-Pro teams in 2005...named to the AP's second-team All-Pro squad in 2004...is a ferocious hitter with excellent speed...assumed the starting strong safety position in 2004...recipient of the 2003 Joe Greene Award, given to the team's top rookie...drafted by the Steelers in the first round (16th overall) of the 2003 NFL Draft...Steelers traded their first-round pick (27th overall), third-round pick (92nd overall) and sixth-round pick (200th overall) to Kansas City for the Chiefs' first-round pick (16th overall), which was used to select Polamalu...was named to the Steelers' 75th Season All-Time Team during the 2007 season...signed a five-year contract during the 2007 offseason to keep him with the team through 2011.

2009 [5-5]: Left season-opener in the second quarter with a knee injury...missed the next four games...returned in Week 6...re-injured his knee in Week 10 and missed the remainder of the season...tied the team lead with three interceptions...**9/10 vs. Tennessee**: Made his 17th consecutive start at SS...finished with five solo tackles, one interception and one pass defense...left the game in the second quarter with a knee injury...**9/20 at Chicago**: Was inactive due to a knee injury...**9/27 at Cincinnati**: Was inactive due to a knee injury...**10/4 vs. San Diego**: Was inactive due to a knee injury...**10/5 at Detroit**: Was inactive due to a knee injury...**10/18 vs. Cleveland**: Returned from a knee injury to make his second start this season...recorded three solo tackles, one pressure and one interception...**10/25 vs. Minnesota**: Made his third start of the season at SS...recorded eight solo tackles and two pass breakups...**11/9 at Denver**: Made his fourth start of the season...recorded three solo tackles, two pass breakups and one interception...**11/15 vs. Cincinnati**: Made his fifth

start of the season...recorded one solo tackle before leaving the game early due to a knee injury...**11/22 at Kansas City**: Was inactive due to a knee injury...**11/29 at Baltimore**: Was inactive due to a knee injury...**12/6 vs. Oakland**: Was inactive due to a knee injury...**12/10 at Cleveland**: Was inactive due to a knee injury...**12/20 vs. Green Bay**: Was inactive due to a knee injury...**12/27 vs. Baltimore**: Was inactive due to a knee injury...**1/3 at Miami**: Was inactive due to a knee injury.

2008 [16-16/3-3]: Started all 16 regular-season games for the first time in three seasons...AP All-Pro first-team...AFC Pro Bowl starter...AFC Defensive Player of the Week and GMC Sierra Defensive Player of the Week in Week 2 after registering six tackles (four solo), one interception and one pass defense in a victory at Cleveland...PFW/PFWA All-NFL...PFW/PFWA All-AFC...*The Sporting News* All-Pro...*Sports Illustrated* All-Pro...*Pro Football Weekly* Midseason All-Pro...finished fourth on the team with 87 tackles...finished with 11 post-season tackles (seven solo) and two pass defenses...his 40-yard interception return for a score against the Ravens in the AFC Championship Game was the first of his postseason career and the first post-season interception return for a touchdown in team history...**9/7 vs. Houston**: Made his 57th career start at SS...registered four solo tackles...recorded his 11th career interception, and his first since October 26, 2006, when he picked off Matt Schaub in the second quarter, leading to a Hines Ward touchdown reception and a 21-0 Steelers' lead...**9/14 at Cleveland**: Made his 58th career start at SS...finished with six tackles (four solo) and one pass defense...recorded his second interception of the season as time ran out in the second quarter to end a potential Browns scoring drive and returned it for 12 yards...**9/21 at Philadelphia**: Made his 59th career start in his 75th career game at SS...finished with five tackles (four solo)...his third quarter interception marked his third consecutive game with an interception...**9/29 vs. Baltimore**: Made his 60th career start...finished with eight tackles (seven solo) and one pass defense...**10/5 at Jacksonville**: Made his 61st career start at SS...fin-



Troy Polamalu

ished with six tackles (two solo)...key contributor in a secondary which limited the Jaguars to only 175 net passing yards net passing...**10/19 at Cincinnati:** Started his sixth consecutive game at SS...finished with five solo tackles...left the game early due to a head injury...**10/26 vs. New York Giants:** Made his seventh consecutive start at SS...finished with four tackles (two solo) and one pass defense...**11/3 at Washington:** Made his eighth consecutive start at SS...finished with three tackles (two solo) and two pass defenses...**11/9 vs. Indianapolis:** Made his 65th career start at SS...finished with five tackles (four solo) and one pass defense...**11/16 vs. San Diego:** Made his 10th consecutive start at SS...finished with three solo tackles...recorded his fourth interception of the season on the game's opening drive and returned it four yards...**11/20 vs. Cincinnati:** Made his 11th consecutive start at SS...finished with eight tackles (six solo)...tied a career high with his fifth interception of the year, which he returned for 19 yards late in the fourth quarter to secure the victory...**11/30 at New England:** Made his 12th consecutive start at SS...finished with six tackles (four solo) and had a team-high three pass defenses...established a career high when he recorded his sixth interception of the season in the fourth quarter by picking off a Matt Cassel pass and returning it 23 yards...**12/7 vs. Dallas:** Made his 13th consecutive start at SS...finished with a season-high 10 tackles (seven solo)...recorded his NFL-best seventh interception of the season...extended his streak to a career-high four consecutive games with an interception...**12/14 at Baltimore:** Made his 70th career start at SS...finished with two tackles (one solo) and one pass defense...**12/21 at Tennessee:** Made his 15th consecutive start at SS...finished with nine tackles (four solo)...**12/28 vs. Cleveland:** Made his 16th consecutive start at SS...finished with three tackles (two solo) and had one pass defense...**AFC Divisional Game 1/11 vs. San Diego:** Made his eighth consecutive postseason start at SS...finished with four tackles (three solo) and had one QB pressure...**AFC Championship Game 1/18 vs. Baltimore:** Made his ninth consecutive postseason start at SS...finished with five tackles (four solo) and two pass defenses...had a 40-yard interception return for a touchdown in the fourth quarter...was his third career postseason interception, and his first for a score...was the first postseason interception return for a touchdown in team history...**Super Bowl XLIII 2/1 vs. Arizona:** Made his 10th consecutive postseason start...finished with two assisted tackles and one pass defense.

2007 (11-11-1-1): Started 11 games and the play-off game against Jacksonville...missed the Seattle game in Week 5 due to a rib injury...missed Weeks 12-14 with a knee injury...earned his fourth straight trip to the Pro Bowl (missed game due to injury)...named Associated Press All-Pro Second-Team...finished fifth on the team with 74 tackles...finished third on the team with 12 pass defenses...tied for second with a career-high three forced fumbles while also recording a fumble recovery...added two tackles in the playoff loss to Jacksonville...**9/9 at Cleveland:** Started at SS and had two solo tackles and three pass defenses...**9/16 vs. Buffalo:** Started in his fourth consecutive game...registered four solo tackles...**9/23 vs. San Francisco:** Started at SS and led the team with seven solo tackles...also had one quarterback hit and one defended pass...**9/30 at Arizona:** Started at SS, but only saw action on 30 snaps due to an abdominal injury...still managed to log two solo tackles and three passes defended...also caused Edgerrin James' fumble and had a recovery on a Larry Fitzgerald fumble...**10/7 vs. Seattle:** Was inactive due to a rib injury...**10/21 at Denver:** Returned to his starting role at SS and made his 50th career start...led the team with nine solo tackles...part of a defensive unit that allowed Denver running backs to gain only 54 rushing yards...**10/28 at Cincinnati:** Started at SS...tied for first on the team with nine solo tackles...also registered one pass defended...**11/5 vs. Baltimore:** Played in the 68th game of his career and started at SS for the 52nd time of his career...was second on the team with seven solo tackles...forced his second fumble of the season that led to a Pittsburgh TD...part of a defensive unit that allowed the Ravens only 104 total yards, with 64 coming on the ground and 40 yards by air...the Baltimore offense managed only five first downs all night...**11/11 vs. Cleveland:** Made his 53rd career start...finished the game with six solo tackles and a team-tying two passes defended...part of a defensive unit that allowed only 163 total yards, including 40 rushing and 123 passing yards...**11/18 at New York Jets:** Played in his 70th career game...led the team in solo tackles with seven...**11/26 vs. Miami:** Was inactive due to a knee injury...**12/2 vs. Cincinnati:** Was inactive...**12/9 at New England:** Was inactive...**12/16 vs. Jacksonville:** Made his 55th career start at SS...finished the game with a team-high (tied) 10 tackles (seven solo) and had one pass defended...**12/20 at St. Louis:** Made his second consecutive start after returning from a knee injury...finished the game with a team high 11 solo tackles, one pass defended and one caused fumble on Rams'

2010 PLAYERS

MEDIA INFORMATION

FOOTBALL STAFF

2010 PLAYERS

2009 IN REVIEW

STEELERS HISTORY

RECORDS

Troy Polamalu

running back Stephen Jackson...**12/30 at Baltimore:** Was inactive...**AFC Wild Card Game 1/5 vs. Jacksonville:** Registered his 7th consecutive postseason start at SS...finished the game with two tackles.

2006 [13-13]: Played and started 13 games at strong safety...earned his third straight trip to the Pro Bowl, including his second consecutive start...finished the season with 82 tackles, third on the team...added one sack and a team-high (tied) three interceptions...also forced one fumble...named AFC Defensive Player of the Week for Week 6...**9/7 vs. Miami:** Recorded a team-high 10 tackles (seven solo)...also recorded a pass defense and a forced fumble...sealed the game with a late fourth-quarter interception (eighth of his career) of Daunte Culpepper...**9/18 at Jacksonville:** Started at SS and recorded three tackles (two solo)...recorded one pass defense...played in his 50th career game...**9/24 vs. Cincinnati:** Recorded five tackles (four solo)...**10/8 at San Diego:** Recorded five tackles (four solo)...**10/15 vs. Kansas City:** Recorded a team-high nine solo tackles and one pass defense...grabbed his second interception of the season, returning it 49 yards...was recognized as the AFC Defensive Player of the Week for his efforts...**10/22 at Atlanta:** Recorded a team-high nine tackles (seven solo) and a pass defense...recorded his team-leading third interception on the year off a Michael Vick pass...**10/29 at Oakland:** Recorded eight tackles (six solo), including two tackles for loss...started at SS...held the Raiders to 17 yards passing...**11/5 vs. Denver:** Recorded one solo tackle...**11/12 vs. New Orleans:** Logged only 14 snaps before suffering a concussion...did not return...recorded two solo tackles before his concussion...**11/19 at Cleveland:** Recorded seven tackles (six solo), one sack and two pass defenses...almost single handedly got the Steelers the ball back trailing 20-17 with 4:10 left after forcing Cleveland to punt following a three-and-out...sacked Cleveland QB Charlie Frye on first down, recorded a tackle on Jason Wright on second down and recorded a pass defense on a pass intended for Kellen Winslow on third down...the Steelers got the ball back and scored the game-winning touchdown...**11/26 at Baltimore:** Had a team-high 10 tackles (tied) and eight solo before leaving the game with a sprained knee in the fourth quarter...added one quarterback hurry/pressure...**12/3 vs. Tampa Bay:** Was inactive due to a knee injury, missing the first game of his career...**12/7 vs. Cleveland:** Was inactive due to a knee injury...**12/17 at Carolina:** Was inactive due to a knee injury...**12/24 vs. Baltimore:** Started at SS after missing the three previous games

with a knee injury...had a game-high (tied) eight tackles (five solo)...**12/31 at Cincinnati:** Recorded five tackles (four solo).

2005 [16-16/4-4]: Was a first-team All-Pro selection...named to his second straight Pro Bowl, earning his first start...finished with a personal-best 100 tackles to rank third on the team...had three sacks, three fumble recoveries and two interceptions...tied an NFL record for safeties by posting three sacks at Houston in Week 2...tied for the team high with 24 postseason tackles...had one interception in the playoffs (AFC Wild Card Game)...had four games with 10 tackles...**9/11 vs. Tennessee:** Started at strong safety...recorded three solo tackles, one interception and one fumble recovery...**9/18 at Houston:** Tied an NFL record and set a team record with three sacks in a game from the safety position...registered three solo tackles, defended one pass and recorded one quarterback pressure...**9/25 vs. New England:** Recorded four tackles (three solo), registered two quarterback hurries/pressures and a pass defense...**10/10 at San Diego:** Led the team with 10 tackles (nine solo)...helped limit Pro Bowl tight end Antonio Gates to 61 yards receiving...**10/16 vs. Jacksonville:** Recorded seven tackles (six solo)...also had two quarterback hurries/pressures and a pass defense...**10/23 at Cincinnati:** Totaled five solo tackles...also had a pass defense...**10/31 vs. Baltimore:** Finished with a game high 10 tackles, including six solo...**11/6 at Green Bay:** Recorded seven tackles (six solo)...also recovered two fumbles, one he returned 77 yards for his second career touchdown...**11/13 vs. Cleveland:** Had six tackles (five solo)...had a quarterback hurry/pressure in which he hit Trent Dilfer, causing Dilfer's pass to be intercepted by Joey Porter...**11/20 at Baltimore:** Had a game high 10 tackles (nine solo) and one quarterback pressure/hurry...**11/28 at Indianapolis:** Tied a game high with nine tackles (seven solo) and his second interception of the season...returned the interception a career-long 36 yards to set up the team's only touchdown of the game...added one pass defense...**12/4 vs. Cincinnati:** Recorded three solo tackles and two passes defended...**12/11 vs. Chicago:** Recorded three tackles (one solo) and one pass defense...**12/18 at Minnesota:** Started at SS and recorded five tackles (four solo)...**12/24 at Cleveland:** Registered five tackles (four solo) and one pass defense...**1/1 vs. Detroit:** Led team with 10 solo tackles...defended one pass and forced one fumble...**AFC Wild Card Game 1/8 at Cincinnati:** Recorded six tackles (four solo), one tackle for a loss, one-half sack, one interception and one de-



Troy Polamalu

MEDIA INFORMATION

FOOTBALL STAFF

2010 PLAYERS

2009 IN REVIEW

STEELERS HISTORY

RECORDS

fensed pass...interception was second of his career in the postseason and was returned four yards and then pitched to FS Chris Hope who ran an additional five yards before being tackled...**AFC Divisional Game 1/15 at Indianapolis:** Recorded seven tackles (two solo) and two passes defended...had an interception overturned following a controversial replay challenge...teamed with Clark Haggans to tackle Edgerrin James at the two-yard line to prevent a Colts touchdown...**AFC Championship Game 1/22 at Denver:** Tied for second on the team with six tackles (five solo)...**Super Bowl XL 2/5 vs. Seattle:** Started at SS and recorded five tackles (four solo).

2004 (16-16/2-2): Named to his first career Pro Bowl...finished tied for second on the team (with Chris Hope) during the regular season with 97 total tackles (66 solo)...**9/12 vs. Oakland:** Finished with seven total tackles (four solo)...**9/9 at Baltimore:** Made play after play on defense and helped hold Ravens' running back Jamal Lewis to 62 yards...led the team with 14 tackles (10 solo)...**9/26 at Miami:** Recorded his first pro interception and returned it 10 yards...finished with six total tackles (four solo)...also was credited with one pass defense...**10/3 vs. Cincinnati:** Scored the first TD of his pro career on a dramatic interception, which he returned 26 yards to seal the Steelers' victory...his second interception in as many weeks...finished with six total tackles (five solo)...also was credited with two passes defended...**10/10 vs. Cleveland:** Finished with four total tackles (two solo)...also was credited with one quarterback hurry/pressure and one pass defense...**10/17 at Dallas:** Registered seven total tackles (six solo)...was credited with two passes defended...**10/31 vs. New England:** Finished with three total tackles (two solo)...was credited with one pass defense...also had one solo special teams tackle...**11/7 vs. Philadelphia:** Led the team with six total tackles, all solo...**11/14 at Cleveland:** Produced the first multiple interception game of his career...finished with two interceptions, giving him a team-high four for the season...also recorded five total tackles (four solo)...**11/21 at Cincinnati:** Finished with five total tackles (two solo)...was credited with one pass defense...**11/28 vs. Washington:** Made some big hits once again...finished with seven total tackles (six solo)...**12/5 at Jacksonville:** Registered six total tackles (four solo)...also was credited with one pass defense and one special teams tackle...**12/12 vs. New York Jets:** Increased his team interception lead to five with a first-quarter pick that set up the Steelers' first score of the game...returned the interception

22 yards...finished with nine tackles (five solo) and a pass defense...**12/18 at New York Giants:** Registered six total tackles (four solo)...was credited with two passes defended and two special teams tackles (one solo)...**12/26 vs. Baltimore:** Collected four total tackles (two solo)...also was credited with a quarterback hurry/pressure...**1/2 at Buffalo:** Registered his first sack of the season (for seven yards), the third of his career, in his limited action...**AFC Divisional Game 1/15 vs. New York Jets:** Registered the first postseason interception of his career...returned it 14 yards...finished with seven total tackles (four solo)...also was credited with a pass defense...**AFC Championship Game 1/23 vs. New England:** Finished with seven total tackles, including six solo stops.

2003 (16-0): Came on strong at the end of the season...earned his way into the Steelers' pass defense and emerged as a top special teams player...led the team with 25 special teams tackles (14 solo)...finished with 29 total tackles (16 solo) and two sacks...also was credited with three passes defended and one forced fumble...**10/26 vs. St. Louis:** Finished with four total tackles (three solo)...also was credited with a quarterback hurry/pressure and one pass defense...**11/23 at Cleveland:** Finished with four total tackles (two solo)...also was credited with a team-high four special teams tackles (three solo) and three quarterback hurries/pressures...**11/3 vs. Cincinnati:** Registered his first career sack...finished with four total tackles (all solo)...**12/21 vs. San Diego:** Registered his second career sack and first career forced fumble that was recovered by Deshaea Townsend and led to a Steelers' TD...finished with two total tackles (one solo)...also was credited with one pass defense and three special teams assists.

COLLEGE

Was a three-year starter who became the Trojans' first two-time All-American since Tony Boselli (1992, 1994)...was one of three finalists for the 2002 Jim Thorpe Award, given to the nation's top defensive back...recorded 278 tackles with 29 stops behind the line of scrimmage, six interceptions (returned three for touchdowns), 13 pass deflections, two fumble recoveries and four blocked punts during his career...majored in general studies. **2002:** Voted All-American first-team selection by The NFL Draft Report, Associated Press, Walter Camp, *Football News*, CBS Sportsline and ESPN, earning second-team honors from *The Sporting News* during his senior season...was one of three finalists for the Jim Thorpe Award...All-PAC-10 Conference first-team choice...was a team captain and recipient of the team's

Troy Polamalu

Most Inspirational Player Award and Co-Lifter Award... started every game except against California... finished third on the team with 68 tackles (53 solo), including three sacks and nine stops for losses... intercepted one pass and deflected four others. **2001:** Was a Football Writers Association, The NFL Draft Report and *College & Pro Football News-Weekly* All-American first-team selection, adding second-team by the Associated Press and third-team recognition from *Football News*... also was an All-Pac-10 Conference first-team pick... was a team captain and USC's first All-American safety since Mark Carrier in 1989... also won USC's MVP Award... led team with 118 tackles (79 solo), including 13 for losses (with a 2-yard sack) and six passes defended... had a team-best three interceptions, including two run backs for touchdowns... also had two forced fumbles, a fumble recovery (to set up a TD), three blocked punts and three punt returns for 27 yards (9.0 avg)... his 118 tackles were the most by a Trojan safety since Tim McDonald had 140 in 1986. **2000:** Received All-Pac 10 honorable mention honors as a sophomore... started all 12 games at strong safety... finished second on the team in tackles with 83 (including 5 for losses), plus he tied for the team lead in both pass deflections (7) and interceptions (2). **1999:** Played regularly as a backup

safety and linebacker as a freshman... appeared in eight games, making 12 tackles, including two sacks for 28 yards, forced two fumbles, broke up a pass and blocked a punt.

PERSONAL

Attended Douglas (Ore.) High School... named to 1998 Super Prep All-Northwest, *Tacoma News Tribune* Western 100 and All-Far West League second team as a senior... played running back and defensive back... averaged six touchdowns a season... was an All-State center fielder and two-time All-League basketball player... brother, Kaio Aumua, played football at UTEP... is the nephew of former USC fullback Kennedy Pola (1982-85), now the Jacksonville Jaguars' running backs coach... has another uncle, Al Pola, who played football at Penn State... has a cousin, Nicky Sualua, who was a running back with the Cincinnati Bengals and the Dallas Cowboys and attended Ohio State... is also the cousin of Leie Sualua, who was a defensive lineman at Oregon; and Joe Polamalu, who played for Oregon State in 1987 and 1988... is the son of Suila Polamalu... has one brother, Sakio Aumua, and three sisters, Tria Aumua, Sheila Aumua and Lupe Aumua... grew up with cousins Joe Polamalu, Darren Polamalu and Brandon Polamalu... married to Theodora Polamalu with one son, Paisios... Full name: Troy Aumua Polamalu.

Polamalu's 2009 Game-by-Game Statistics

Date	Opponent	GP	GS	T	AT	TOT	Sacks	Yds	Int/Yds	PD	FF	FR
9/10	TENNESSEE	1	1	5	0	5	0.0	0.0	1/18	1	0	0
9/20	at Chicago					INACTIVE						
9/27	at Cincinnati					INACTIVE						
10/4	SAN DIEGO					INACTIVE						
10/11	at Detroit					INACTIVE						
10/18	CLEVELAND	1	1	3	0	3	0.0	0.0	1/0	0	0	0
10/25	MINNESOTA	1	1	8	0	8	0.0	0.0	0/0	2	0	0
11/9	at Denver	1	1	3	0	3	0.0	0.0	1/2	2	0	0
11/15	CINCINNATI	1	1	1	0	1	0.0	0.0	0/0	0	0	0
11/22	at Kansas City					INACTIVE						
11/29	at Baltimore					INACTIVE						
12/6	OAKLAND					INACTIVE						
12/10	at Cleveland					INACTIVE						
12/20	GREEN BAY					INACTIVE						
12/27	BALTIMORE					INACTIVE						
1/3	at Miami					INACTIVE						
SEASON TOTALS		5	5	20	0	20	0.0	0.0	3/16	5	0	0

Polamalu's 2008 Game-by-Game Statistics

Date	Opponent	GP	GS	T	AT	TOT	Sacks	Yds	Int/Yds	PD	FF	FR
9/7	HOUSTON	1	1	4	0	4	0.0	0.0	1/0	0	0	0
9/14	at Cleveland	1	1	4	2	6	0.0	0.0	1/12	1	0	0
9/21	at Philadelphia	1	1	4	1	5	0.0	0.0	1/0	0	0	0
9/29	BALTIMORE	1	1	7	1	8	0.0	0.0	0/0	1	0	0
10/5	at Jacksonville	1	1	2	4	6	0.0	0.0	0/0	0	0	0
10/19	at Cincinnati	1	1	5	0	5	0.0	0.0	0/0	0	0	0
10/26	NEW YORK GIANTS	1	1	2	2	4	0.0	0.0	0/0	1	0	0
11/3	at Washington	1	1	2	1	3	0.0	0.0	0/0	2	0	0
11/9	INDIANAPOLIS	1	1	4	1	5	0.0	0.0	0/0	1	0	0
11/16	SAN DIEGO	1	1	3	0	3	0.0	0.0	1/4	0	0	0



Troy Polamalu

MEDIA INFORMATION

FOOTBALL STAFF

2010 PLAYERS

2009 IN REVIEW

STEELERS HISTORY

RECORDS

Polamalu's 2008 Game-by-Game Statistics (Continued)

Date	Opponent	GP	GS	T	AT	TOT	Sacks	Yds	Int/Yds	PD	FF	FR
11/20	CINCINNATI	1	1	6	2	8	0.0	0.0	1/19	0	0	0
11/30	at New England	1	1	4	2	6	0.0	0.0	1/23	3	0	0
12/7	DALLAS	1	1	7	3	10	0.0	0.0	1/1	0	0	0
12/14	at Baltimore	1	1	1	1	2	0.0	0.0	0/0	1	0	0
12/21	at Tennessee	1	1	4	5	9	0.0	0.0	0/0	0	0	0
12/28	CLEVELAND	1	1	2	1	3	0.0	0.0	0/0	1	0	0
SEASON TOTALS		16	16	61	26	87	0.0	0.0	7/59	11	0	0

POSTSEASON

1/11	SAN DIEGO	1	1	3	1	4	0.0	0.0	0/0	0	0	0
1/18	BALTIMORE	1	1	4	1	5	0.0	0.0	1/40t	1	0	0
2/1	vs. Arizona	1	1	0	2	2	0.0	0.0	0/0	1	0	0
POSTSEASON TOTALS		3	3	7	4	11	0.0	0.0	1/40	2	0	0

Polamalu's 2007 Game-by-Game Statistics

Date	Opponent	GP	GS	T	AT	TOT	Sacks	Yds	Int	PD	FF	FR
9/9	at Cleveland	1	1	2	0	2	0.0	0.0	0/0	3	0	0
9/16	BUFFALO	1	1	4	0	4	0.0	0.0	0/0	0	0	0
9/23	SAN FRANCISCO	1	1	7	0	7	0.0	0.0	0/0	1	0	0
9/30	at Arizona	1	1	2	0	2	0.0	0.0	0/0	3	1	1
10/7	SEATTLE						INACTIVE					
10/21	at Denver	1	1	9	0	9	0.0	0.0	0/0	0	0	0
10/28	at Cincinnati	1	1	9	0	9	0.0	0.0	0/0	1	0	0
11/5	BALTIMORE	1	1	7	0	7	0.0	0.0	0/0	0	1	0
11/11	CLEVELAND	1	1	6	0	6	0.0	0.0	0/0	2	0	0
11/18	at New York Jets	1	1	7	0	7	0.0	0.0	0/0	0	0	0
11/26	MIAMI						INACTIVE					
12/2	CINCINNATI						INACTIVE					
12/9	at New England						INACTIVE					
12/16	JACKSONVILLE	1	1	7	3	10	0.0	0.0	0/0	0	0	0
12/20	at St. Louis	1	1	11	0	11	0.0	0.0	0/0	1	1	0
12/30	at Baltimore						INACTIVE					
SEASON TOTALS		11	11	71	3	74	0.0	0.0	0/0	11	3	1

POSTSEASON

1/5	JACKSONVILLE	1	1	0	2	2	0.0	0.0	0/0	0	0	0
POSTSEASON TOTALS		1	1	0	2	2	0.0	0.0	0/0	0	0	0

Polamalu's 2006 Game-by-Game Statistics

Date	Opponent	GP	GS	T	AT	TOT	Sacks	Yds	Int	PD	FF	FR
9/7	MIAMI	1	1	7	3	10	0.0	0.0	1/0	1	1	0
9/18	at Jacksonville	1	1	2	1	3	0.0	0.0	0/0	1	0	0
9/24	CINCINNATI	1	1	4	1	5	0.0	0.0	0/0	0	0	0
10/8	at San Diego	1	1	4	1	5	0.0	0.0	0/0	0	0	0
10/15	KANSAS CITY	1	1	9	0	9	0.0	0.0	1/49	1	0	0
10/22	at Atlanta	1	1	7	2	9	0.0	0.0	1/2	1	0	0
10/29	at Oakland	1	1	6	2	8	0.0	0.0	0/0	0	0	0
11/5	DENVER	1	1	1	0	1	0.0	0.0	0/0	0	0	0
11/12	NEW ORLEANS	1	1	2	0	2	0.0	0.0	0/0	0	0	0
11/19	at Cleveland	1	1	6	1	7	1.0	0.0	0/0	2	0	0
11/26	at Baltimore	1	1	8	2	10	0.0	0.0	0/0	0	0	0
12/3	TAMPA BAY						INACTIVE					
12/7	CLEVELAND						INACTIVE					
12/17	at Carolina						INACTIVE					
12/24	BALTIMORE	1	1	5	3	8	0.0	0.0	0/0	0	0	0
12/31	at Cincinnati	1	1	4	1	5	0.0	0.0	0/0	0	0	0
SEASON TOTALS		13	13	65	17	82	1.0	0.0	3/51	6	1	0

Polamalu's 2005 Game-by-Game Statistics

Date	Opponent	GP	GS	T	AT	TOT	Sacks	Yds	Int	PD	FF	FR
9/11	TENNESSEE	1	1	3	0	3	0.0	0.0	1/6	1	0	1
9/18	at Houston	1	1	3	0	3	3.0	33.0	0/0	1	0	0
9/25	NEW ENGLAND	1	1	3	1	4	0.0	0.0	0/0	1	0	0
10/10	at San Diego	1	1	9	1	10	0.0	0.0	0/0	0	0	0

2010 PLAYERS

Troy Polamalu

Polamalu's 2005 Game-by-Game Statistics (Continued)

Date	Opponent	GP	GS	T	AT	TOT	Sacks	Yds	Int/Yds	PD	FF	FR
10/16	JACKSONVILLE	1	1	6	1	7	0.0	0.0	0/0	1	0	0
10/23	at Cincinnati	1	1	5	0	5	0.0	0.0	0/0	1	0	0
10/31	BALTIMORE	1	1	6	4	10	0.0	0.0	0/0	0	0	0
11/6	at Green Bay	1	1	6	1	7	0.0	0.0	0/0	0	0	2
11/13	CLEVELAND	1	1	5	1	6	0.0	0.0	0/0	0	0	0
11/20	at Baltimore	1	1	9	1	10	0.0	0.0	0/0	0	0	0
11/28	at Indianapolis	1	1	7	2	9	0.0	0.0	1/36	1	0	0
12/4	CINCINNATI	1	1	3	0	3	0.0	0.0	0/0	2	0	0
12/11	CHICAGO	1	1	1	2	3	0.0	0.0	0/0	1	0	0
12/18	at Minnesota	1	1	4	1	5	0.0	0.0	0/0	0	0	0
12/24	at Cleveland	1	1	4	1	5	0.0	0.0	0/0	1	0	0
1/1	DETROIT	1	1	10	0	10	0.0	0.0	0/0	1	1	0
SEASON TOTALS		16	16	84	16	100	3.0	33.0	2/42	11	1	3

POSTSEASON

1/8	at Cincinnati	1	1	4	2	6	0.5	2.5	1/4	1	0	0
1/15	at Indianapolis	1	1	2	5	7	0.0	0.0	0/0	2	0	0
1/22	at Denver	1	1	5	1	6	0.0	0.0	0/0	0	0	0
2/5	vs. Seattle	1	1	4	1	5	0.0	0.0	0/0	0	0	0
POSTSEASON TOTALS		4	4	15	9	24	0.5	2.5	1/4	3	0	0

Polamalu's 2004 Game-by-Game Statistics

Date	Opponent	GP	GS	T	AT	TOT	Sacks	Yds	Int	PD	FF	FR
9/12	OAKLAND	1	1	4	3	7	0.0	0.0	0/0	0	0	0
9/19	at Baltimore	1	1	10	4	14	0.0	0.0	0/0	0	0	0
9/26	at Miami	1	1	4	2	6	0.0	0.0	1/10	1	0	0
10/3	CINCINNATI	1	1	5	1	6	0.0	0.0	1/26	2	0	0
10/10	CLEVELAND	1	1	2	2	4	0.0	0.0	0/0	1	0	0
10/17	at Dallas	1	1	6	1	7	0.0	0.0	0/0	2	0	0
10/31	NEW ENGLAND	1	1	2	1	3	0.0	0.0	0/0	1	1	0
11/7	PHILADELPHIA	1	1	6	0	6	0.0	0.0	0/0	0	0	0
11/14	at Cleveland	1	1	4	1	5	0.0	0.0	2/0	0	0	0
11/21	at Cincinnati	1	1	2	3	5	0.0	0.0	0/0	1	0	0
11/28	WASHINGTON	1	1	6	1	7	0.0	0.0	0/0	0	0	0
12/5	at Jacksonville	1	1	4	2	6	0.0	0.0	0/0	1	0	0
12/12	NEW YORK JETS	1	1	5	4	9	0.0	0.0	1/22	1	0	0
12/18	at New York Giants	1	1	4	2	6	0.0	0.0	0/0	2	0	0
12/26	BALTIMORE	1	1	2	2	4	0.0	0.0	0/0	0	0	0
1/2	at Buffalo	1	1	2	0	2	1.0	7.0	0/0	0	0	0
SEASON TOTALS		16	16	68	29	97	1.0	7.0	5/58	12	1	0

POSTSEASON

1/15	NEW YORK JETS	1	1	4	3	7	0.0	0.0	1/14	1	0	0
1/23	NEW ENGLAND	1	1	6	1	7	0.0	0.0	0/0	0	0	0
POSTSEASON TOTALS		2	2	10	4	14	0.0	0.0	1/14	1	0	0

Polamalu's 2003 Game-by-Game Statistics

Date	Opponent	GP	GS	T	AT	TOT	Sacks	Yds	Int	PD	FF	FR
9/7	BALTIMORE	1	0	0	0	0	0.0	0.0	0/0	0	0	0
9/14	at Kansas City	1	0	1	1	2	0.0	0.0	0/0	0	0	0
9/21	at Cincinnati	1	0	0	3	3	0.0	0.0	0/0	0	0	0
9/28	TENNESSEE	1	0	0	2	2	0.0	0.0	0/0	0	0	0
10/5	CLEVELAND	1	0	1	0	1	0.0	0.0	0/0	0	0	0
10/12	at Denver	1	0	1	0	1	0.0	0.0	0/0	0	0	0
10/26	ST. LOUIS	1	0	3	1	4	0.0	0.0	0/0	1	0	0
11/2	at Seattle	1	0	0	0	0	0.0	0.0	0/0	0	0	0
11/9	ARIZONA	1	0	1	0	1	0.0	0.0	0/0	0	0	0
11/17	at San Francisco	1	0	2	0	2	0.0	0.0	0/0	0	0	0
11/23	at Cleveland	1	0	2	2	4	0.0	0.0	0/0	0	0	0
11/30	CINCINNATI	1	0	4	0	4	1.0	5.0	0/0	0	0	0
12/7	OAKLAND	1	0	0	1	1	0.0	0.0	0/0	1	0	0
12/15	at New York Jets	1	0	0	1	1	0.0	0.0	0/0	0	0	0
12/21	SAN DIEGO	1	0	1	1	2	1.0	5.0	0/0	1	1	0
12/28	at Baltimore	1	0	0	1	1	0.0	0.0	0/0	0	0	0
SEASON TOTALS		16	0	16	13	29	2.0	10.0	0/0	3	1	0



Troy Polamalu

Polamalu's Career Statistics**REGULAR SEASON**

Year	Team	GP	GS	T	AT	TOT	Sacks	Yds	Int	PD	FF	FR
2003	Pittsburgh	16	0	16	13	29	2.0	10.0	0/0	3	1	0
2004	Pittsburgh	16	16	68	29	97	1.0	7.0	5/58	12	1	0
2005	Pittsburgh	16	16	84	16	100	3.0	33.0	2/42	11	1	3
2006	Pittsburgh	13	13	65	17	82	1.0	0.0	3/51	6	1	0
2007	Pittsburgh	11	11	71	3	74	0.0	0.0	0/0	11	3	1
2008	Pittsburgh	16	16	61	26	87	0.0	0.0	7/59	11	0	0
2009	Pittsburgh	5	5	20	0	20	0.0	0.0	3/16	5	0	0
NFL Totals		93	77	385	104	489	7.0	50.0	20/226	59	7	4

Career Career Special Teams Tackles (29): 25 in '03, 4 in '04, 0 in '05 and 0 in '06, 0 in '07, 0 in '08 and 0 in '09.

POSTSEASON

Year	Team	GP	GS	T	AT	TOT	Sacks	Yds	Int	PD	FF	FR
2004	Pittsburgh	2	2	10	4	14	0.0	0.0	1/14	1	0	0
2005	Pittsburgh	4	4	15	9	24	0.5	2.5	1/4	3	0	0
2007	Pittsburgh	1	1	0	2	2	0.0	0.0	0/0	0	0	0
2008	Pittsburgh	3	3	7	4	11	0.0	0.0	1/40	2	0	0
NFL Totals		10	10	32	19	51	0.5	2.5	3/58	6	0	0

Antwaan Randle El **WR**

HEIGHT — 5-10

WEIGHT — 185

COLLEGE — Indiana

BIRTHDATE — August 17, 1979

BIRTHPLACE — Riverdale, Ill.

HOW ACQUIRED — FA-'10

NFL EXPERIENCE — 9th Year

82

**PRO**

[127-71-9-5]: Returns to Pittsburgh after playing for the Washington Redskins the last four seasons (2006-2009)...signed a three-year contract with the Steelers on March 9, 2010...signed with the Washington Redskins as an unrestricted free agent on March 13, 2006...originally selected by the Steelers in the second round (62nd overall) of the 2002 NFL Draft...has played in 127 career games...has only missed one career game in eight seasons (12/2/07 vs. Buffalo) due to a hamstring injury...won a Super Bowl with the Steelers during the 2005 season...can serve as a WR, RB, QB, punt and kick returner...has 348 career receptions for more than 4,000 yards and 15 touchdown receptions...has more than 400 yards rushing and averages 5.6 yards per carry...has five career punt returns for touchdowns...has one career kickoff return for touchdown...has completed 20-of-25 career passes for four touchdowns in the regular season...his career passer rating is 153.1, which is the highest in NFL history among players who have attempted at least 12 passes...is the only wide receiver in NFL history to throw a touchdown pass in the Super Bowl — completed a 43-yard pass to Hines Ward against Seattle in Super Bowl XL (2/5/06).

2009 [16-3/0-0]: Played in all 16 games, starting three...served as the WR and punt returner...had 50 receptions for 530 yards and zero touchdowns...averaged 6.0 yards per punt return...**9/13 at New York Giants:** Had seven receptions for 98 yards...**9/20 vs. St. Louis:** Had four receptions for 39 yards...**9/27 at Detroit:** Had two catches for 21 yards...**10/4 vs. Tampa Bay:** Did not catch a pass...**10/11 at Carolina:** Had three receptions for 28 yards...**10/18 vs. Kansas City:** Had two receptions for 23 yards...**10/26 vs. Eagles:** Had five catches for 39 yards...**11/8 at Atlanta:** Had three receptions for 28 yards...**11/15 vs. Denver:** Had three receptions for 45 yards...**11/22 at Dallas:** Had five catches for 45 yards...**11/29 at Philadelphia:** Had two catches for 19 yards...**12/6 vs. New Orleans:** Had four receptions for 73 yards...**12/13 at Oakland:** Had one catch for six yards...**12/21 vs. New York Giants:** Had three catches for 25 yards...**12/27 vs. Dallas:** Had three receptions for 21 yards...**1/3 at San Diego:** Had three catches for 20 yards.

2008 [16-16/0-0]: Started in all 16 regular season games...finished second on the team in receiving touchdowns (4) and third on the team in receptions (53) and receiving yards (593)...his four touchdowns

Antwaan Randle El

and 53 receptions are career highs...returned 39 punts for 254 yards...**9/4 at New York Giants:** Had seven catches for 73 yards...**9/14 vs. New Orleans:** Had four receptions for 53 yards...**9/21 vs. Arizona:** Had three receptions for 23 yards...**9/28 at Dallas:** Had four receptions for 36 yards and one touchdown...also had one rush for five yards...returned four punts for 41 yards...**10/5 at Philadelphia:** Had three catches for 34 yards...**10/12 vs. St. Louis:** Had five catches for 87 yards and a touchdowns...**10/19 vs. Cleveland:** Had four catches for 56 yards...**10/26 at Detroit:** Had three catches for 22 yards...**11/3 vs. Pittsburgh:** Had three catches for 22 yards...**11/16 vs. Dallas:** Had one catch for 24 yards...**11/23 at Seattle:** Had two catches for 18 yards and one touchdown...**11/30 vs. New York Giants:** Had four catches for 37 yards...**12/7 at Baltimore:** Had five catches for 47 yards and one touchdown...**12/14 at Cincinnati:** Had one catch for nine yards...**12/21 vs. Philadelphia:** Had one catch for 11 yards...**12/28 at San Francisco:** Had three catches for 16 yards.

2007 (15-13/1-1): Played in 15 games with 13 starts...tallied 51 receptions for 728 yards and one touchdown...handled all punt return duties and finished with 34 returns for 209 yards...had 10 receptions and one touchdown in the Wild Card game against Seattle...**9/9 vs. Miami:** Had five catches for a career-high 162 yards...**9/17 at Philadelphia:** Had four catches for 44 yards...**9/23 vs. New York Giants:** Had two receptions for 32 yards...**10/7 vs. Detroit:** Had seven catches for 100 yards...**10/14 at Green Bay:** Had two catches for 30 yards...**10/21 vs. Arizona:** Had three catches for 54 yards...**10/28 at New England:** Had three catches for 43 yards...**11/4 at New York Jets:** Had one catch for 14 yards...**11/11 vs. Philadelphia:** Had five catches for 44 yards...**11/18 at Dallas:** Had seven catches for 53 yards...**11/25 at Tampa Bay:** Did not have any receptions...**12/2 vs. Buffalo:** Was inactive due to a hamstring injury...is the only game he has ever missed in his career...**12/6 vs. Chicago:** Had four receptions for 60 yards...**12/16 at New York Giants:** Did not have any catches...**12/23 at Minnesota:** Had five catches for 66 yards...**12/30 vs. Dallas:** Had three catches for 26 yards...**NFC Wild Card Game 1/5 at Seattle:** Had a career playoff-high with 10 receptions for 94 yards and a touchdown.

2006 (16-16/0-0): Started all 16 games...had 32 catches for 351 yards and three touchdowns...completed two-of-three passes for 88 yards and one touchdown...returned 29 punts for 342 yards and one touchdown...**9/11 vs. Minnesota:** Had five catches for 34 yards...**9/17 at Dallas:** Had two catches for

eight yards...**9/24 at Houston:** Had three catches for 34 yards and one touchdown...**10/1 vs. Jacksonville:** Had two catches for 23 yards...**10/8 at New York Giants:** Had two catches for 10 yards...**10/15 vs. Tennessee:** Had one catch for 16 yards...**10/22 at Indianapolis:** Had three catches for 42 yards...returned two punts for 111 yards including a career-long 87-yard touchdown return, the fifth punt return of his career...**11/5 vs. Dallas:** Did not have any receptions...**11/12 at Philadelphia:** Did not have any receptions...**11/19 at Tampa Bay:** Had one catch for 14 yards...**11/26 vs. Carolina:** Had one catch for four yards and a touchdown...**12/3 vs. Atlanta:** Had two catches for 14 yards...**12/10 vs. Philadelphia:** Had six catches for 85 yards and one touchdown...**12/17 at New Orleans:** Had one catch for 14 yards...**12/24 at St. Louis:** Did not have any receptions...**12/30 vs. New York Giants:** Had three catches for 53 yards...threw a 48-yard touchdown pass to Santana Moss.

2005 (16-15/4-4): Played in all 16 games with 15 starts...had 35 catches for 558 yards and one touchdown, a career-long 63-yard score in the season opener against Tennessee...had 12 rushes for 73 yards including a 43-yard run against Green Bay...was key in the Steelers Super Bowl run...had 12 catches for 119 yards and one touchdown during the postseason...threw a 43-yard touchdown to Hines Ward in Super Bowl XL to seal the game...became the first and only wide receiver to throw a touchdown in the Super Bowl...**9/11 vs. Tennessee:** Led the team with 89 receiving yards on two catches...caught a career-long 63-yard touchdown...**9/18 at Houston:** Had three catches for 75 yards one being a 54-yard reception...**9/25 vs. New England:** Had two catches for 56 yards...**10/10 at San Diego:** Had three receptions for 50 yards...**10/16 vs. Jacksonville:** Had three catches for 27 yards...had a 72-yard punt return for a touchdown, the third of his career...**10/23 at Cincinnati:** Did not have any receptions...**10/31 vs. Baltimore:** Had three catches for 31 yards...**11/6 at Green Bay:** Did not have any catches...had two rushes for 41 yards including a career-high 43-yard run on the first play from scrimmage...**11/13 vs. Cleveland:** Had two catches for 15 yards...threw a 51-yard touchdown to Hines Ward...**11/20 at Baltimore:** Caught four passes for 50 yards...also had two completions for 16 yards...**11/28 at Indianapolis:** Had two catches for five yards...**12/4 vs. Cincinnati:** Caught a season-high five passes for 47 yards...**12/11 vs. Chicago:** Had two catches for 28 yards...**12/18 at Minnesota:** Had two catches for 48 yards...returned five punts for 85 yards including a 72-yard return...had 151 all-purpose-yards...**12/24 at Cleveland:** Had one catch

**Antwaan Randle El**

for 20 yards...**1/1/06 vs. Detroit:** Returned a punt 81 yards for a touchdown, his second punt return of the season...had one catch for 13 yards...**AFC Wild Card Game 1/8/06 at Cincinnati:** Had two catches for 15 yards...**AFC Divisional Game 1/15/06 at Indianapolis:** Had three catches for 30 yards and one touchdown in the AFC Divisional Playoff...**AFC Championship Game 1/22/06 at Denver:** Had four catches for 52 yards...**Super Bowl XL 2/5/06 vs. Seattle:** Had three catches for 22 yards...sealed the game for the Steelers by throwing a 43-yard touchdown to Hines Ward in the fourth quarter...became the first and only wide receiver to throw a touchdown pass in the Super Bowl.

2004 (16-7-2-2): Finished second on the team with 43 receptions for 601 yards and three touchdowns...**9/12 vs. Oakland:** Caught one pass for 11 yards...**9/19 at Baltimore:** Caught three passes for 29 yards including a three-yard touchdown catch...**9/26 at Miami:** Caught one pass for seven yards...**10/3 vs. Cincinnati:** Had 101 all-purpose-yards...had two catches for 24 yards, two rushes for 6 yards and had 71 return yards...**10/10 vs. Cleveland:** Caught two passes for 29 yards...**10/17 at Dallas:** Caught one pass for 11 yards...had three rushes for 11 yards...**10/31 vs. New England:** Had six receptions for 44 yards...**11/7 vs. Philadelphia:** Had one reception for six yards and one rush for 12 yards...**11/14 at Cleveland:** Had 96 all-purpose-yards...**11/21 at Cincinnati:** Caught two passes for 17 yards...had 83 punt return yards and 50 kickoff return yards...**11/28 vs. Washington:** Had 111 punt return yards...caught two passes for 37 yards...**12/5 at Jacksonville:** Had five catches for 71 yards...**12/12 vs. New York Jets:** Had one reception for 11 yards...**12/18 at New York Giants:** Became the first Steelers player since Louis Lipps in 1988 to catch and throw a touchdown in a game...finished with 149 yards receiving on five receptions with one touchdown...threw a 10-yard touchdown to Verron Haynes...**12/26 vs. Baltimore:** Had three catches for 55 yards...**1/2/05 at Buffalo:** Had a season-high seven catches for 81 yards including a 16-yard touchdown catch...**AFC Divisional Game 1/15/05 vs. New York Jets:** Had one catch for six yards...**AFC Championship Game 1/23/05 vs. New England:** Had three catches for 52 yards...had 115 return yards.

2003 (16-1-0-0): Finished with 37 receptions for 364 yards and one touchdown...gained 75 yards rushing on 15 carries...completed three-of-four passes for six yards...returned two punts for touchdowns...his 12-yard punt return average was third best in the AFC.

9/7 vs. Baltimore: Had one catch for 13 yards...**9/14 at Kansas City:** Had three catches for 15 yards...had 132 kickoff return yards...**9/21 at Cincinnati:** Had two catches for 19 yards...**9/28 vs. Tennessee:** Had five catches for 47 yards...had one rush for 15 yards...**10/5 vs. Cleveland:** Had three catches for 25 yards...**10/12 at Denver:** Had one catch for seven yards...**10/26 vs. St. Louis:** Had two catches for 13 yards...had two rushes for 39 yards...returned four punts for 92 yards including an 84-yard return for a touchdown...**11/2 at Seattle:** Had three catches for 45 yards...**11/9 vs. Arizona:** Did not have any receptions...returned three punts for 64 yards including a 52-yard return for a touchdown...**11/17 at San Francisco:** Had four catches for 61 yards...**11/23 at Cleveland:** Had one catch for seven yards...**11/30 vs. Cincinnati:** Had one catch for nine yards...**12/7 vs. Oakland:** Had three catches for 48 yards...had two rushes for 11 yards...returned five punts for 132 yards...**12/14 at New York Jets:** Had two catches for 14 yards...**12/21 vs. San Diego:** Did not have any receptions...**12/28 at Baltimore:** Had a season-high six catches for 41 yards...returned four punts for 62 yards.

2002 (16-0-2-0): Played all 16 games in his rookie season...selected to Pro Football Weekly All-AFC Rookie Team as a punt returner...finished third on the team with 47 receptions for 489 yards and two touchdowns...had 134 rushing yards on 19 carries...led the team with 733 kickoff return yards...had a 99-yard kickoff return for a touchdown...led the team with 257 punt-return yards and one touchdown...completed seven-of-eight passes for 45 yards...**9/9 at New England:** Had six catches for 87 yards...**9/15 vs. Oakland:** Had two catches for 23 yards...had 10 yards rushing...**9/29 vs. Cleveland:** Had five catches for 51 yards...**10/6 at New Orleans:** Had five catches for 48 yards...**10/13 at Cincinnati:** Had one catch for 25 yards...had one rush for 24 yards...returned one kickoff 99 yards for a touchdown, the second longest in Steelers' history...**10/21 vs. Indianapolis:** Had one catch for nine yards...had 27 yards rushing...**10/27 at Baltimore:** Had one catch for three yards...had one rush for 16 yards...**11/3 at Cleveland:** Had three catches for 18 yards...**11/10 vs. Atlanta:** Had three catches for 51 yards...had 23 yards rushing...**11/17 at Tennessee:** Had five catches for 26 yards...**11/24 vs. Cincinnati:** Had two catches for 10 yards...**12/1 at Jacksonville:** Did not have any receptions...**12/8 vs. Houston:** Had a season-high eight catches for 88 yards...had 11 yards rushing...**12/15 vs. Carolina:** Had one catch for five yards...had 10 yards rushing...**12/23 at Tampa Bay:** Had one catch for an

Antwaan Randle El

11-yard touchdown reception...**12/29 vs. Baltimore:** Had three catches for 34 yards and one touchdown...

AFC Wild Card Game 1/5/03 vs. Cleveland: Had five catches for 85 yards...had a 66-yard punt return for a touchdown, the longest in Steelers history...**AFC**

Divisional Game 1/11/03 at Tennessee: Had five catches for 53 yards...had 11 yards rushing.

COLLEGE

First-team All-American and All-Big Ten Conference as a senior as an

all-purpose back at Indiana by the NFL Draft Report...also added national first-team honors from the Football Writers Association...performed as a quarterback, wide receiver and punt returner while at Indiana...completed 118-of-231 passes for 1,664 yards (51.1%) and nine touchdowns along with finishing second on the team with 188 carries for 964 yards (5.1 avg.) and eight scores...also caught four passes for 30 yards, returned 16 punts for 149 yards, averaged 238.9 yards per game in total offense, 103.9 all-purpose yards per game and punted eight times for 240 yards...also played baseball and basketball while at Indiana...saw limited action as an outfielder on the 2000 IU baseball team but left the team midway through the season to concentrate on academics and football...joined the 1998-99 IU basketball team following the football season...majored in sports communications and broadcasting.

PERSONAL

Attended Thornton High School in Harvey, Illinois...

ranked as one of the top five football prospects in the Midwest following his senior season...first-team All-State selection and the Illinois Gatorade Player of the Year in 1996...was a 14th-round draft selection of the Chicago Cubs in 1997...as part of the "Randle El Warm Up Washington's Youth" event, has passed out more than 300 coats the past three years (2006-08) to children in need...participated in a fitness field day at Poe Middle School, in Annandale, Va., to help promote the NFL's "Keep Gym in School" program...took part in Redskins Read on CD, where players each recorded their reading of a classic children's book which was compiled onto a CD and distributed to schools, libraries and area organizations to help promote literacy...Co-hosted "Redskins Gameday" on WTGG-Fox 5...was a correspondent with the NFL Network during the 2009 postseason...son of Jacqueline and Curtis Randle El; has an older brother, Curtis, who was a defensive back at Indiana (1996-99) and a younger brother, Marcus, who played wide receiver at Wisconsin...married to Jauné; couple has five children: Eden, Ciara, Aunna, Arynn and Alexa...Full name: Antwaan Randle El.

Randle El's 2009 Game-by-Game Statistics

Date	Opponent	GP	GS	Rec	RECEIVING			Lg	TD	RUSHING				
					Yds	Avg				No	Yds	Avg	Lg	TD
9/13	at New York Giants	1	0	7	98	14.0		35	0	0	0	0.0	0	0
9/20	ST. LOUIS	1	0	4	39	9.8		24	0	0	0	0.0	0	0
9/27	at Detroit	1	1	2	21	10.5		15	0	0	0	0.0	0	0
10/4	TAMPA BAY	1	0	0	0	0.0		0	0	0	0	0.0	0	0
10/11	at Carolina	1	0	3	28	9.3		12	0	0	0	0.0	0	0
10/18	KANSAS CITY	1	1	2	23	11.5		17	0	0	0	0.0	0	0
10/26	PHILADELPHIA	1	0	5	39	7.8		17	0	0	0	0.0	0	0
11/8	at Atlanta	1	1	3	28	9.3		13	0	0	0	0.0	0	0
11/15	DENVER	1	0	3	45	15.0		26	0	0	0	0.0	0	0
11/22	at Dallas	1	0	5	45	9.0		13	0	0	0	0.0	0	0
11/29	at Philadelphia	1	0	2	19	9.5		10	0	0	0	0.0	0	0
12/6	NEW ORLEANS	1	0	4	73	18.3		44	0	0	0	0.0	0	0
12/13	at Oakland	1	0	1	6	6.0		6	0	0	0	0.0	0	0
12/21	NEW YORK GIANTS	1	0	3	25	8.3		11	0	0	0	0.0	0	0
12/27	DALLAS	1	0	3	21	7.0		10	0	0	0	0.0	0	0
1/3	at San Diego	1	0	3	20	6.7		12	0	0	0	0.0	0	0
SEASON TOTALS		16	3	50	530	10.6		44	0	0	0	0.0	0	0

Date	Opponent	No	FC	PUNT RETURNS			Lg	TD	KICKOFF RETURNS				
				Yds	Avg				No	Yds	Avg	Lg	TD
9/13	at New York Giants	0	0	0	0.0		0	0	0	0	0.0	0	0
9/20	ST. LOUIS	1	2	15	15.0		15	0	0	0	0.0	0	0
9/27	at Detroit	1	4	10	10.0		10	0	0	0	0.0	0	0
10/4	TAMPA BAY	2	0	10	5.0		10	0	0	0	0.0	0	0
10/11	at Carolina	2	1	3	1.5		3	0	0	0	0.0	0	0
10/18	KANSAS CITY	3	1	8	2.7		8	0	0	0	0.0	0	0
10/26	PHILADELPHIA	2	3	11	5.5		11	0	0	0	0.0	0	0
11/8	at Atlanta	0	0	0	0.0		0	0	0	0	0.0	0	0
11/15	DENVER	0	0	0	0.0		0	0	0	0	0.0	0	0
11/22	at Dallas	1	3	0	0.0		0	0	0	0	0.0	0	0

**Randle El's 2009 Game-by-Game Statistics (Continued)**

Date	Opponent	No	PUNT RETURNS					KICKOFF RETURNS				
			FC	Yds	Avg	Lg	TD	No	Yds	Avg	Lg	TD
11/29	at Philadelphia	1	2	1	1.0	1	0	0	0	0.0	0	0
12/6	NEW ORLEANS	0	1	0	0.0	0	0	0	0	0.0	0	0
12/13	at Oakland	2	1	0	0.0	0	0	0	0	0.0	0	0
12/21	NEW YORK GIANTS	0	0	0	0.0	0	0	0	0	0.0	0	0
12/27	DALLAS	0	0	0	0.0	0	0	0	0	0.0	0	0
1/3	at San Diego	2	1	44	22.0	43	0	0	0	0.0	0	0
SEASON TOTALS		17	19	102	6.0	43	0	0	0	0.0	0	0

Randle El's 2008 Game-by-Game Statistics

Date	Opponent	GP	GS	Rec	RECEIVING					RUSHING				
					Yds	Avg	Lg	TD		No	Yds	Avg	Lg	TD
9/4	at New York Giants	1	1	7	73	10.4	26	0		0	0	0.0	0	0
9/14	NEW ORLEANS	1	1	4	53	13.3	17	0		0	0	0.0	0	0
9/21	ARIZONA	1	1	3	23	7.7	15	0		0	0	0.0	0	0
9/28	at Dallas	1	1	4	36	9.0	17	1		1	5	5.0	5	0
10/5	at Philadelphia	1	1	3	34	11.3	16	0		0	0	0.0	0	0
10/12	ST. LOUIS	1	1	5	87	17.4	29	1		0	0	0.0	0	0
10/19	CLEVELAND	1	1	4	56	14.0	25	0		0	0	0.0	0	0
10/26	at Detroit	1	1	3	47	15.7	31	0		0	0	0.0	0	0
11/3	PITTSBURGH	1	1	3	22	7.3	10	0		0	0	0.0	0	0
11/16	DALLAS	1	1	1	24	24.0	24	0		0	0	0.0	0	0
11/23	at Seattle	1	1	2	18	9.0	10	1		0	0	0.0	0	0
11/30	NEW YORK GIANTS	1	1	4	37	9.3	17	0		0	0	0.0	0	0
12/7	at Baltimore	1	1	5	47	9.4	17	1		0	0	0.0	0	0
12/14	at Cincinnati	1	1	1	9	9.0	9	0		0	0	0.0	0	0
12/21	PHILADELPHIA	1	1	1	11	11.0	11	0		0	0	0.0	0	0
12/28	at San Francisco	1	1	3	16	5.3	6	0		0	0	0.0	0	0
SEASON TOTALS		16	16	53	593	11.2	31	4		1	5	5.0	5	0

Date	Opponent	No	FC	Yds	Avg	Lg	TD	KICKOFF RETURNS				
								No	Yds	Avg	Lg	TD
9/4	at New York Giants	1	0	-2	-2.0	-2	0	0	0	0	0	0
9/14	NEW ORLEANS	4	0	23	5.8	10	0	0	0	0.0	0	0
9/21	ARIZONA	1	1	6	6.0	6	0	0	0	0.0	0	0
9/28	at Dallas	4	0	41	10.3	14	0	0	0	0.0	0	0
10/5	at Philadelphia	3	1	29	9.7	21	0	0	0	0.0	0	0
10/12	ST. LOUIS	4	1	19	4.8	17	0	0	0	0.0	0	0
10/19	CLEVELAND	3	2	22	7.3	11	0	0	0	0.0	0	0
10/26	at Detroit	4	1	12	3.0	9	0	0	0	0.0	0	0
11/3	PITTSBURGH	3	5	19	6.3	9	0	0	0	0.0	0	0
11/16	DALLAS	2	1	14	7.0	12	0	0	0	0.0	0	0
11/23	at Seattle	1	1	14	14.0	14	0	0	0	0.0	0	0
11/30	NEW YORK GIANTS	0	2	0	0.0	0	0	0	0	0.0	0	0
12/7	at Baltimore	2	3	6	3.0	6	0	0	0	0.0	0	0
12/14	at Cincinnati	2	1	5	2.5	5	0	0	0	0.0	0	0
12/21	PHILADELPHIA	3	1	40	13.3	36	0	0	0	0.0	0	0
12/28	at San Francisco	2	1	6	3.0	8	0	0	0	0.0	0	0
SEASON TOTALS		39	21	254	6.5	36	0	0	0	0.0	0	0

Randle El's 2007 Game-by-Game Statistics

Date	Opponent	GP	GS	Rec	RECEIVING					RUSHING				
					Yds	Avg	Lg	TD		No	Yds	Avg	Lg	TD
9/9	MIAMI	1	1	5	162	32.4	54	0		1	-3	-3.0	-3	0
9/17	at Philadelphia	1	1	4	44	11.0	17	0		0	0	0.0	0	0
9/23	NEW YORK GIANTS	1	1	2	32	16.0	20	0		1	-1	-1.0	-1	0
10/7	DETROIT	1	1	7	100	14.3	37	0		0	0	0.0	0	0
10/14	at Green Bay	1	0	2	30	15.0	18	0		0	0	0.0	0	0
10/21	ARIZONA	1	1	3	54	18.0	26	0		0	0	0.0	0	0
10/28	at New England	1	1	3	43	14.3	28	0		0	0	0.0	0	0
11/4	at New York Jets	1	1	1	14	14.0	14	0		0	0	0.0	0	0
11/11	PHILADELPHIA	1	0	5	44	8.8	14	0		0	0	0.0	0	0
11/18	at Dallas	1	1	7	53	7.6	11	0		1	0	0.0	0	0
11/25	at Tampa Bay	1	1	0	0	0.0	0	0		1	1	1.0	1	0
12/2	BUFFALO													

INACTIVE

2010 PLAYERS

MEDIA INFORMATION

FOOTBALL STAFF

2010 PLAYERS

2009 IN REVIEW

STEELERS HISTORY

RECORDS

Antwaan Randle El

Randle El's 2007 Game-by-Game Statistics (Continued)

Date	Opponent	GP	GS	Rec	RECEIVING			Lg	TD	RUSHING				
					Yds	Avg				No	Yds	Avg	Lg	TD
12/6	CHICAGO	1	1	4	60	15.0		22	0	0	0	0.0	0	0
12/16	at New York Giants	1	1	0	0	0.0		0	0	0	0	0.0	0	0
12/23	at Minnesota	1	1	5	66	13.2		20	1	0	0	0.0	0	0
12/30	DALLAS	1	1	3	26	8.7		14	0	0	0	0.0	0	0
SEASON TOTALS		15	13	51	728	14.3		54	1	4	-3	-0.8	1	0

POSTSEASON

1/5	at Seattle	1	1	10	94	9.4		19	1	1	2	2.0	2	0
POSTSEASON TOTALS		1	1	10	94	9.4		19	1	1	2	2.0	2	0

PUNT RETURNS

Date	Opponent	No	FC	Yds	Avg	Lg	TD	No	Yds	Avg	Lg	TD
9/9	MIAMI	3	0	23	7.7	15	0	0	0	0	0	0
9/17	at Philadelphia	4	0	17	4.3	9	0	0	0	0	0	0
9/23	NEW YORK GIANTS	3	0	36	12.0	27	0	0	0	0	0	0
10/7	DETROIT	2	0	2	1.0	2	0	0	0	0	0	0
10/14	at Green Bay	1	4	4	4.0	4	0	0	0	0	0	0
10/21	ARIZONA	2	0	20	10.0	11	0	0	0	0	0	0
10/28	at New England	0	0	0	0.0	0	0	0	0	0	0	0
11/4	at New York Jets	1	1	7	7.0	7	0	0	0	0	0	0
11/11	PHILADELPHIA	1	1	6	6.0	6	0	0	0	0	0	0
11/18	at Dallas	2	0	20	10.0	20	0	0	0	0	0	0
11/25	at Tampa Bay	0	0	0	0.0	0	0	0	0	0	0	0

INACTIVE

12/2	BUFFALO													
12/6	CHICAGO	3	1	10	3.3	6	0	0	0	0	0	0	0	0
12/16	at New York Giants	4	0	1	0.3	5	0	0	0	0	0	0	0	0
12/23	at Minnesota	2	0	7	3.5	6	0	1	17	17.0	17	0	0	0
12/30	DALLAS	6	0	56	9.3	20	0	0	0	0	0	0	0	0
SEASON TOTALS		34	7	209	6.1	27	0	1	17	17.0	17	0	0	0

POSTSEASON

1/5	at Seattle	0	5	0	0.0	0	0	0	0	0	0	0	0	0
POSTSEASON TOTALS		0	5	0	0.0	0	0	0	0	0	0	0	0	0

Randle El's 2006 Game-by-Game Statistics

Date	Opponent	GP	GS	Rec	RECEIVING			Lg	TD	RUSHING				
					Yds	Avg				No	Yds	Avg	Lg	TD
9/11	MINNESOTA	1	1	5	34	6.8		12	0	2	7	3.5	4	0
9/17	at Dallas	1	1	2	8	4.0		5	0	1	-5	-5.0	5	0
9/24	at Houston	1	1	3	34	11.3		23	1	1	7	7.0	7	0
10/1	JACKSONVILLE	1	1	2	23	11.5		15	0	2	3	1.5	3	0
10/8	at New York Giants	1	1	2	10	5.0		13	0	0	0	0.0	0	0
10/15	TENNESSEE	1	1	1	16	16.0		16	0	2	18	9.0	12	0
10/22	at Indianapolis	1	1	3	42	14.0		30	0	2	19	9.5	10	0
11/5	DALLAS	1	1	0	0	0.0		0	0	1	9	9.0	9	0
11/12	at Philadelphia	1	1	0	0	0.0		0	0	2	23	11.5	20	0
11/19	at Tampa Bay	1	1	1	14	14.0		14	0	1	3	3.0	3	0
11/26	CAROLINA	1	1	1	4	4.0		4	1	1	-5	-5.0	-5	0
12/3	ATLANTA	1	1	2	14	7.0		8	0	1	-2	-2.0	-2	0
12/10	PHILADELPHIA	1	1	6	85	14.2		34	1	0	0	0.0	0	0
12/17	at New Orleans	1	1	1	14	14.0		14	0	1	20	20.0	20	0
12/24	at St. Louis	1	1	0	0	0.0		0	0	2	21	10.5	17	0
12/30	NEW YORK GIANTS	1	1	3	53	17.7		24	0	0	0	0.0	0	0
SEASON TOTALS		16	16	32	351	11.0		34	3	19	118	6.2	20	0

PUNT RETURNS

Date	Opponent	No	FC	Yds	Avg	Lg	TD	No	Yds	Avg	Lg	TD
9/11	MINNESOTA	3	1	28	9.3	15	0	0	0	0.0	0	0
9/17	at Dallas	5	1	47	9.4	14	0	0	0	0.0	0	0
9/24	at Houston	1	2	4	4.0	4	0	0	0	0.0	0	0
10/1	JACKSONVILLE	4	0	14	3.5	15	0	0	0	0.0	0	0
10/8	at New York Giants	0	0	0	0.0	0	0	0	0	0.0	0	0
10/15	TENNESSEE	4	2	18	4.5	17	0	0	0	0.0	0	0
10/22	at Indianapolis	2	0	111	55.5	87	1	0	0	0.0	0	0
11/5	DALLAS	3	0	50	16.7	25	0	0	0	0.0	0	0
11/12	at Philadelphia	0	1	0	0.0	0	0	0	0	0.0	0	0
11/19	at Tampa Bay	1	1	-2	-2.0	-2	0	0	0	0.0	0	0

KICKOFF RETURNS



Antwaan Randle El

Randle El's 2006 Game-by-Game Statistics (Continued)

		PUNT RETURNS							KICKOFF RETURNS				
Date	Opponent	No	FC	Yds	Avg	Lg	TD	No	Yds	Avg	Lg	TD	
11/26	CAROLINA	5	0	13	2.6	7	0	0	0	0.0	0	0	
12/3	ATLANTA	1	1	3	3.0	3	0	0	0	0.0	0	0	
12/10	PHILADELPHIA	3	0	10	3.3	9	0	0	0	0.0	0	0	
12/17	at New Orleans	2	1	26	13.0	22	0	0	0	0.0	0	0	
12/24	at St. Louis	2	0	13	6.5	12	0	0	0	0.0	0	0	
12/30	NEW YORK GIANTS	3	1	7	2.3	7	0	0	0	0.0	0	0	
SEASON TOTALS		39	11	342	8.8	87t	1	0	0	0.0	0	0	

Randle El's 2005 Game-by-Game Statistics

RECEIVING									RUSHING					
Date	Opponent	GP	GS	Rec	Yds	Avg	Lg	TD	No	Yds	Avg	Lg	TD	
9/11	TENNESSEE	1	1	2	89	44.5	63t	1	1	6	6.0	6	0	
9/18	at Houston	1	1	3	75	25.0	54	0	0	0	0.0	0	0	
9/25	NEW ENGLAND	1	1	2	56	28.0	49	0	0	0	0.0	0	0	
10/2	at San Diego	1	1	3	50	16.7	21	0	2	7	3.5	6	0	
10/16	JACKSONVILLE	1	1	3	27	9.0	12	0	0	0	0.0	0	0	
10/23	at Cincinnati	1	1	0	0	0.0	0	0	0	0	0.0	0	0	
10/31	BALTIMORE	1	1	3	31	10.3	14	0	1	5	5.0	5	0	
11/6	at Green Bay	1	1	0	0	0.0	0	0	2	41	20.5	43	0	
11/13	CLEVELAND	1	1	2	19	9.5	15	0	2	10	5.0	12	0	
11/20	at Baltimore	1	1	4	50	12.5	23	0	0	0	0.0	0	0	
11/28	at Indianapolis	1	0	2	5	2.5	8	0	0	0	0.0	0	0	
12/4	CINCINNATI	1	1	5	47	9.4	14	0	0	0	0.0	0	0	
12/11	CHICAGO	1	1	2	28	14.0	15	0	1	3	3.0	3	0	
12/18	at Minnesota	1	1	2	48	24.0	28	0	1	2	2.0	2	0	
12/24	at Cleveland	1	1	1	20	20.0	20	0	1	-2	-2.0	-2	0	
1/1/06	DETROIT	1	1	1	13	13.0	13	0	1	1	1.0	1	0	
SEASON TOTALS		16	15	35	558	15.9	63t	1	12	73	6.1	43	0	

POSTSEASON

1/8	at Cincinnati	1	1	2	15	7.5	15	0		1	5	5.0	5	0
1/15	at Indianapolis	1	1	3	30	10.0	13	1		0	0	0.0	0	0
1/22	at Denver	1	1	4	52	13.0	20	0		0	0	0.0	0	0
2/5	SEATTLE	1	1	3	22	7.3	8	0		0	0	0.0	0	0
POSTSEASON TOTALS		4	4	12	119	9.9	20	1		1	5	5.0	5	0

PUNT RETURNS								KICKOFF RETURNS					
Date	Opponent	No	FC	Yds	Avg	Lg	TD	No	Yds	Avg	Lg	TD	
9/11	TENNESSEE	1	0	0	0.0	0	0	0	0	0.0	0	0	
9/18	at Houston	2	2	10	5.0	16	0	0	0	0.0	0	0	
9/25	NEW ENGLAND	3	0	20	6.7	17	0	0	0	0.0	0	0	
10/2	at San Diego	1	2	0	0.0	0	0	0	0	0.0	0	0	
10/16	JACKSONVILLE	5	1	94	18.8	72t	1	0	0	0.0	0	0	
10/23	at Cincinnati	3	0	20	6.7	9	0	0	0	0.0	0	0	
10/31	BALTIMORE	0	1	0	0.0	0	0	0	0	0.0	0	0	
11/6	at Green Bay	3	0	13	4.3	10	0	0	0	0.0	0	0	
11/13	CLEVELAND	3	1	16	5.3	8	0	0	0	0.0	0	0	
11/20	at Baltimore	4	1	12	3.0	5	0	0	0	0.0	0	0	
11/28	at Indianapolis	1	1	19	19.0	19	0	0	0	0.0	0	0	
12/4	CINCINNATI	2	0	8	4.0	8	0	0	0	0.0	0	0	
12/11	CHICAGO	5	0	23	4.6	12	0	0	0	0.0	0	0	
12/18	at Minnesota	5	0	85	17.0	72	0	1	16	16.0	16	0	
12/24	at Cleveland	4	0	49	12.3	36	0	0	0	0.0	0	0	
1/1	DETROIT	2	3	79	39.5	81t	1	0	0	0.0	0	0	
SEASON TOTALS		44	12	448	10.2	81t	2	1	16	16.0	16	0	

POSTSEASON

1/8	at Cincinnati	2	0	21	10.5	14	0		0	0	0.0	0	0
1/15	at Indianapolis	5	1	50	10.0	20	0		0	0	0.0	0	0
1/22	at Denver	1	1	13	13.0	13	0		0	0	0.0	0	0
2/5	SEATTLE	2	0	32	16.0	20	0		0	0	0.0	0	0
POSTSEASON TOTALS		10	2	116	11.6	20	0		0	0	0.0	0	0

2010 PLAYERS

Antwaan Randle El

Randle El's 2004 Game-by-Game Statistics

		RECEIVING					RUSHING				
Date	Opponent	Rec	Yds	Avg	Lg	TD	No	Yds	Avg	Lg	TD
9/12	OAKLAND	1	11	11.0	11	0	0	0	0.0	--	0
9/19	at Baltimore	3	29	9.7	20	1	1	1	1.0	1	0
9/26	at Miami	1	7	7.0	7	0	1	4	4.0	4	0
10/3	CINCINNATI	2	24	12.0	20	0	2	6	3.0	7	0
10/10	CLEVELAND	2	19	14.5	15	0	0	0	0.0	--	0
10/17	at Dallas	1	11	11.0	11	0	3	11	3.7	6	0
10/31	NEW ENGLAND	6	44	7.3	20	0	0	0	0.0	--	0
11/7	PHILADELPHIA	1	6	6.0	6	0	1	12	12.0	12	0
11/14	at Cleveland	1	19	19.0	19	0	0	0	0.0	--	0
11/21	at Cincinnati	2	17	8.5	11	0	0	0	0.0	--	0
11/28	WASHINGTON	2	37	18.5	27	0	0	0	0.0	--	0
12/5	at Jacksonville	5	71	14.2	18	0	0	0	0.0	--	0
12/12	N.Y. JETS	1	11	11.0	11	0	0	0	0.0	--	0
12/18	at N.Y. Giants	5	149	29.8	39	1	0	0	0.0	--	0
12/26	BALTIMORE	3	55	18.3	33	0	0	0	0.0	--	0
1/2/05	at Buffalo	7	81	11.6	23	1	0	0	0.0	--	0
SEASON TOTALS		43	601	14.0	39	3	8	34	4.3	12	0

POSTSEASON

1/15	N.Y. JETS	1	6	6.0	6	0		0	0	0.0	--	0
1/23	NEW ENGLAND	3	52	17.3	34	0		0	0	0.0	--	0
POSTSEASON TOTALS		4	58	14.5	34	0		0	0	0.0	--	0

PUNT RETURNS

Date	Opponent	No.	FC	Yds.	Avg.	LG	TD	KICKOFF RETURNS				
								No.	Yds.	Avg.	LG	TD
9/12	OAKLAND	2	1	22	11.0	15	0	3	76	25.3	36	0
9/19	at Baltimore	3	2	11	3.7	6	0	2	42	21.0	30	0
9/26	at Miami	2	0	1	0.5	1	0	2	74	37.0	41	0
10/3	CINCINNATI	2	3	6	3.0	6	0	2	65	32.5	35	0
10/10	CLEVELAND	4	1	12	3.0	9	0	2	36	18.0	21	0
10/17	at Dallas	2	2	21	10.5	15	0	2	23	11.5	13	0
10/31	NEW ENGLAND	2	0	10	5.0	9	0	4	113	28.3	37	0
11/7	PHILADELPHIA	5	0	21	4.2	10	0	0	0	0.0	--	0
11/14	at Cleveland	2	1	29	14.5	29	0	2	48	24.0	26	0
11/21	at Cincinnati	7	0	83	11.9	30	0	2	50	25.0	27	0
11/28	WASHINGTON	6	0	111	18.5	60	0	0	0	0.0	--	0
12/5	at Jacksonville	1	1	10	10.0	10	0	0	0	0.0	--	0
12/12	N.Y. JETS	2	1	-6	-3.0	-1	0	0	0	0.0	--	0
12/18	at N.Y. Giants	1	1	-2	-2.0	-2	0	0	0	0.0	--	0
1/2/05	at Buffalo	1	0	18	18.0	18	0	0	0.0	0.0	--	0
SEASON TOTALS		42	13	347	8.3	60	0	21	527	25.1	41	0

POSTSEASON

1/15	N.Y. JETS	4	0	25	6.3	11	0	1	20	20.0	20	0
1/23	NEW ENGLAND	3	0	40	13.3	22	0	4	75	18.8	26	0
POSTSEASON TOTALS		7	0	65	9.3	22	0	5	95	19.0	26	0

Randle El's 2003 Game-by-Game Statistics

		RECEIVING					RUSHING				
Date	Opponent	Rec	Yds	Avg	Lg	TD	No	Yds	Avg	Lg	TD
9/7	BALTIMORE	1	13	13.0	13	0	3	-9	-3.0	5	0
9/14	at Kansas City	3	15	5.0	7	0	0	0	0.0	--	0
9/21	at Cincinnati	2	19	9.5	12	0	1	5	5.0	5	0
9/28	TENNESSEE	5	47	9.4	20	0	1	15	15.0	15	0
10/5	CLEVELAND	3	25	8.3	11	0	1	3	3.0	3	0
10/12	at Denver	1	7	7.0	7	0	2	7	3.5	7	0
10/26	ST. LOUIS	2	13	6.5	7	0	2	39	19.5	32	0
11/2	at Seattle	3	45	15.0	29	0	0	0	0.0	--	0
11/9	ARIZONA	0	0	0.0	--	0	1	-3	-3.0	-3	0
11/17	at San Francisco	4	61	15.3	32t	1	0	0	0.0	--	0
11/23	at Cleveland	1	7	7.0	7	0	0	0	0.0	--	0
11/30	CINCINNATI	1	9	9.0	9	0	0	0	0.0	--	0
12/7	OAKLAND	3	48	16.0	24	0	2	11	5.5	18	0
12/14	at N.Y. Jets	2	14	7.0	10	0	0	0	0.0	--	0
12/21	SAN DIEGO	0	0	0.0	--	0	1	6	6.0	6	0
12/28	at Baltimore	6	41	6.8	14	0	1	1	1.0	1	0
SEASON TOTALS		37	364	9.8	32t	1	15	75	5.0	32	0



Antwaan Randle El

Randle El's 2003 Game-by-Game Statistics (Continued)

Date	Opponent	No.	FC	PUNT RETURNS				TD	KICKOFF RETURNS				TD
				Yds.	Avg.	LG			No.	Yds.	Avg.	LG	
9/7	BALTIMORE	1	3	9	9.0	9	0		0	0	0.0	--	0
9/14	at Kansas City	2	0	9	4.5	7	0		5	132	26.4	29	0
9/21	at Cincinnati	3	1	13	4.3	6	0		1	11	11.0	11	0
9/28	TENNESSEE	3	0	17	5.7	9	0		1	23	23.0	23	0
10/5	CLEVELAND	4	0	39	9.8	30	0		2	32	16.0	19	0
10/12	at Denver	5	0	36	7.2	12	0		1	23	23.0	23	0
10/26	ST. LOUIS	4	1	92	23.0	84t	1		1	27	27.0	27	0
11/2	at Seattle	2	1	8	4.0	5	0		2	41	20.5	22	0
11/9	ARIZONA	3	1	64	21.3	52t	1		1	22	22.0	22	0
11/17	at San Francisco	1	0	0	0.0	--	0		3	37	12.3	16	0
11/23	at Cleveland	2	0	9	4.5	9	0		2	24	12.0	17	0
11/30	CINCINNATI	0	1	0	0.0	0	0		0	0	0.0	--	0
12/7	OAKLAND	5	0	132	26.4	51	0		1	34	34.0	34	0
12/14	at N.Y. Jets	4	1	49	12.3	24	0		1	17	17.0	17	0
12/21	SAN DIEGO	2	1	3	1.5	3	0		2	43	14.3	25	0
12/28	at Baltimore	4	2	62	15.5	24	0		0	0	0.0	--	0
SEASON TOTALS		45	12	542	12.0	84t	2		24	466	19.4	29	0

Randle El's 2002 Game-by-Game Statistics

Date	Opponent	Rec	RECEIVING				Lg	TD	RUSHING				Lg
			Yds	Avg	TD				No	Yds	Avg	TD	
9/9	at New England	6	87	14.5	0	27			1	9	9.0	0	9
9/15	OAKLAND	2	23	11.5	0	17			1	10	10.0	0	10
9/29	CLEVELAND	5	51	10.2	0	20			2	8	4.0	0	8
10/6	at New Orleans	5	48	9.6	0	22			1	-10	-10.0	0	-10
10/13	at Cincinnati	1	25	25.0	0	25			1	24	24.0	0	24
10/21	INDIANAPOLIS	1	9	9.0	0	9			3	27	9.0	0	16
10/27	at Baltimore	1	3	3.0	0	3			1	16	16.0	0	16
11/3	at Cleveland	3	18	6.0	0	6			1	2	2.0	0	2
11/10	ATLANTA	3	51	17.0	0	36			2	23	11.5	0	13
11/17	at Tennessee	5	26	5.2	0	9			0	0	0.0	0	--
11/24	CINCINNATI	2	10	5.0	0	5			1	-2	-2.0	0	-2
12/1	at Jacksonville	0	0	0.0	0	--			0	0	0.0	0	--
12/8	HOUSTON	8	88	11.0	0	26			1	11	11.0	0	11
12/15	CAROLINA	1	5	5.0	0	5			2	10	5.0	0	5
12/23	at Tampa Bay	1	11	11.0	1	11t			1	4	4.0	0	4
12/29	BALTIMORE	3	34	11.3	1	14			1	2	2.0	0	2
SEASON TOTALS		47	489	10.4	2	36			19	134	7.1	0	24

POSTSEASON

1/5	CLEVELAND	5	85	17.0	0	30			1	3	3.0	0	3
1/11	at Tennessee	4	53	13.3	0	30			1	11	11.0	0	11
POSTSEASON TOTALS		9	138	15.3	0	30			2	14	7.0	0	11

Date	Opponent	No.	FC	PUNT RETURNS				TD	KICKOFF RETURNS				TD
				Yds.	Avg.	LG			No.	Yds.	Avg.	LG	
9/9	at New England	2	2	9	4.5	9	0		0	0	0.0	--	0
9/15	OAKLAND	2	1	17	8.5	14	0		3	77	25.7	31	0
9/29	CLEVELAND	4	1	14	3.5	7	0		3	81	27.0	33	0
10/6	at New Orleans	3	0	35	11.7	29	0		4	69	17.3	20	0
10/13	at Cincinnati	1	0	-1	-1.0	-1	0		1	99	99.0	99t	1
10/21	INDIANAPOLIS	1	0	0	0.0	--	0		1	7	7.0	7	0
10/27	at Baltimore	2	0	31	15.5	19	0		2	55	27.5	37	0
11/3	at Cleveland	1	2	11	11.0	11	0		1	12	12.0	12	0
11/10	ATLANTA	4	3	23	5.8	22	0		2	36	18.0	23	0
11/17	at Tennessee	1	1	13	13.0	13	0		2	32	16.0	18	0
11/24	CINCINNATI	4	0	27	6.8	15	0		1	20	20.0	20	0
12/1	at Jacksonville	3	1	6	2.0	6	0		3	79	26.3	30	0
12/8	HOUSTON	6	0	40	6.7	13	0		2	26	13.0	15	0
12/15	CAROLINA	0	0	0	0.0	--	0		3	33	11.0	18	0
12/23	at Tampa Bay	3	0	33	11.0	22	0		1	21	21.0	21	0
12/29	BALTIMORE	0	0	0	0.0	--	0		3	86	28.7	45	0
SEASON TOTALS		37	11	257	6.9	29	0		32	733	22.9	99t	1

POSTSEASON

1/5	CLEVELAND	4	2	77	19.3	66t	1		2	31	15.5	18	0
1/11	at Tennessee	2	1	14	7.0	9	0		3	57	19.0	32	0
POSTSEASON TOTALS		6	3	91	15.2	66t	1		5	88	17.6	32	0

2010 PLAYERS

Antwaan Randle El

Randle El's Career Statistics

REGULAR SEASON

RECEIVING														RUSHING			
Date	Opponent	GP	GS	Rec	Yds	Avg	Lg	TD	No	Yds	Avg	Lg	TD				
2002	Pittsburgh	16	0	47	489	10.4	36	2	19	134	7.1	24	0				
2003	Pittsburgh	16	1	37	364	9.8	32t	1	15	75	5.0	32	0				
2004	Pittsburgh	16	7	43	601	14.0	39	3	8	34	4.3	12	0				
2005	Pittsburgh	16	15	35	558	15.9	63t	1	12	73	6.1	43	0				
2006	Washington	16	16	32	351	11.0	34	3	19	118	6.2	20	0				
2007	Washington	15	13	51	728	14.3	54	1	4	-3	-0.8	-1	0				
2008	Washington	16	16	53	593	11.2	31	4	1	5	5.0	5	0				
2009	Washington	16	3	50	530	10.6	44	0	0	0	0.0	0	0				
NFL Totals		127	71	348	4214	12.1	63	15	78	436	5.6	43	0				
Steelers Totals		64	23	162	2012	12.4	63t	7	54	316	5.9	43	0				
Redskins Totals		63	48	186	2202	11.8	54	8	24	120	5.0	20	0				

		PUNT RETURNS						KICKOFF RETURNS					
Date	Team	No	FC	Yds	Avg	Lg	TD	No	Yds	Avg	Lg	TD	
2002	Pittsburgh	37	11	257	6.9	29	0	32	733	22.9	99t	1	
2003	Pittsburgh	45	12	542	12.0	84t	2	24	466	19.4	34	0	
2004	Pittsburgh	42	13	347	8.3	60	0	21	527	25.1	41	0	
2005	Pittsburgh	44	12	448	10.2	81t	2	1	16	16.0	16	0	
2006	Washington	39	11	342	8.8	87t	1	0	0	0.0	0	0	
2007	Washington	34	7	209	6.1	27	0	0	0	0.0	0	0	
2008	Washington	39	21	254	6.5	36	0	0	0	0.0	0	0	
2009	Washington	17	19	102	6.0	43	0	0	0	0.0	0	0	
NFL Totals		297	106	2501	8.4	87t	5	78	1742	22.3	99t	1	
Steelers Totals		168	50	1594	9.5	84t	4	78	1742	22.3	99t	1	
Redskins Totals		129	56	907	7.0	87t	1	0	0	0.0	0	0	

PASSING TOTALS													
Date	Opponent	GP	GS	Att	Cmp	Pct	Yds	Yds/Att	TD	Int	Lg	Sk/Lst	Rtg
2002	Pittsburgh	16	0	8	7	87.5	45	5.6	0	0	25	1/10	90.1
2003	Pittsburgh	16	0	4	3	75.0	6	1.5	0	0	9	0/0	77.1
2004	Pittsburgh	16	0	1	1	100.0	10	10.0	1	0	10t	0/0	147.9
2005	Pittsburgh	16	0	3	3	100.0	67	22.3	1	0	51t	0/0	158.3
2006	Washington	16	0	3	2	66.7	88	29.3	1	0	48t	0/0	149.3
2007	Washington	15	0	2	1	50.0	19	9.5	0	0	19	0/0	149.3
2008	Washington	16	0	4	3	75.0	46	11.5	1	0	18t	0/0	152.1
2009	Washington	16	0	0	0	0.0	0	0.0	0	0	0	0/0	0.0
NFL Totals		127	0	25	20	80.0	281	11.2	4	0	51t	2/21	153.1
Steelers Totals		64	0	16	14	85.7	128	8.0	2	0	51t	1/10	139.6
Redskins Totals		63	0	9	6	66.7	153	17.0	2	0	51t	1/11	149.3

POSTSEASON

Date	Opponent	GP	GS	RECEIVING					TD	RUSHING					TD
				Rec	Yds	Avg	Lg	No		Yds	Avg	Lg			
2002	Pittsburgh	2	0	9	138	15.3	30	0	2	14	7.0	11	0		
2004	Pittsburgh	2	0	4	58	14.5	34	0	0	0	0.0	0	0		
2005	Pittsburgh	4	4	12	119	9.9	20	1	1	5	5.0	5	0		
2007	Washington	1	1	10	94	9.4	19	1	1	2	2.0	2	0		
NFL Totals		9	5	35	409	11.7	34	2	4	21	5.3	11	0		
Steelers Totals		8	4	25	315	12.6	34	1	3	19	6.3	11	0		
Redskins Totals		1	1	10	94	9.4	19	1	1	2	2.0	2	0		

		PUNT RETURNS						KICKOFF RETURNS					
Year	Team	No	FC	Yds	Avg	Lg	TD	No	Yds	Avg	Lg	TD	
2002	Pittsburgh	6	3	91	15.2	66t	1	5	88	17.6	32	0	
2004	Pittsburgh	7	0	65	9.3	22	0	5	95	19.0	22	0	
2005	Pittsburgh	10	2	116	11.6	20	0	0	0	0.0	0	0	
2007	Washington	0	0	0	0.0	0	0	0	0	0.0	0	0	
NFL Totals		23	5	272	11.8	66t	1	10	183	18.3	32	0	
Steelers Totals		23	5	272	11.8	66t	1	10	183	18.3	32	0	
Redskins Totals		0	0	0	0.0	0	0	0	0	0.0	0	0	

PASSING TOTALS													
Date	Opponent	GP	GS	Att	Cmp	Pct	Yds	Yds/Att	TD	Int	Lg	Sk/Lst	Rtg
2002	Pittsburgh	2	0	1	0	0.0	0	0	0	0	0	0/0	39.6
2004	Pittsburgh	2	0	0	0	0.0	0	0	0	0	0	0/0	--
2005	Pittsburgh	4	0	2	1	50.0	43	43.0	1	0	43t	0/0	135.4
2007	Washington	1	0	0	0	0.0	0	0.0	0	0	0	0/0	--
NFL Totals		9	0	3	1	33.3	43	14.3	1	0	43t	0/0	121.5
Steelers Totals		8	0	3	1	33.3	43	14.3	1	0	43t	0/0	121.5
Redskins Totals		1	0	0	0	0.0	0	0.0	0	0	0	0/0	--



Isaac Redman **RB**

HEIGHT — 6-0

WEIGHT — 230

COLLEGE — Bowie State

BIRTHDATE — Nov. 10, 1984

BIRTHPLACE — Paulsboro, N.J.

HOW ACQUIRED — FA-'09

NFL EXPERIENCE — 1st year

33



PRO

(0-0/0-0): Signed by the Steelers to the team's off-season roster on January 7, 2010...originally signed by the Steelers as a rookie free agent on April 27, 2009...signed on to the Steelers' practice squad on December 8, 2009...released from the Steelers' practice squad on December 2, 2009...signed to practice squad on October 7, 2009...released by the Steelers on October 5, 2009...signed from the practice squad on October 3, 2009...signed to practice squad on September 6, 2009...released by the Steelers on September 5, 2009.

2009 (0-0): Spent a portion of the 2009 season on the Steelers' practice squad.

COLLEGE

Finished his career as Bowie State's all-time rushing leader...majored in communications. **2008:** Played in six games...had 108 rushes for 538 yards (5.0 avg.) with six touchdowns...caught nine passes for 16 yards (1.8

avg.). **2007:** Played seven games...had 157 rushes for 825 yards (5.3 avg.) with 13 touchdowns...caught eight passes for 44 yards (5.5 avg.). **2006:** Redshirted. **2005:** Played in 12 games...established career highs with 281 attempts for 1,512 yards (5.4 avg.) with 12 touchdowns...caught nine passes for 66 yards (7.3 avg.)...returned five kickoffs for 82 yards (16.4 avg.). **2004:** Played in nine games...had 67 attempts for 425 yards (6.3 avg.) with four touchdowns...caught three passes for 20 yards (6.7 avg.)...returned 16 kickoffs for 290 yards (18.1 avg.) with one touchdown.

PERSONAL

Attended Paulsboro High School in Paulsboro, N.J.... nicknamed Vic...two-time Gloucester County Player of Year (2001-2003)...All-State first-team (2003)...three-time All Conference first-team (2000-2003)...state Wrestling Champion - 215 lbs. (2003)...All-South Jersey first-team (2003)...has one sister, Victoria...son of Leslie Redman and Victor Harvey...Full name: Isaac Redman.

Jeff Reed **K**

HEIGHT — 5-11

WEIGHT — 225

COLLEGE — North Carolina

BIRTHDATE — April 9, 1979

BIRTHPLACE — Kansas City, Mo.

HOW ACQUIRED — FA-'02

NFL EXPERIENCE — 9th Year

3



PRO

(118-0/12-0): Signed his one-year franchise tender on April 13, 2010...designated as the Steelers' franchise player on February 25, 2010...joined the Steelers Nov. 20, 2002, as a free agent and quickly contributed...has made a team record 83.3 percent (197 of 227) of his field goal attempts entering the 2010 season...second in scoring in team history with 855 points...has kicked nine game-winning field goals in his career, including two in overtime...has kicked a career-best 51-yard field goal three times...connected on his last 14 postseason field goals...set Steelers' single-game record for field goals as he booted six in a 25-23 win at Jacksonville on Dec. 2, 2002.

2009 (16-0): Was a perfect 41-for-41 in PATs...was 27-for-31 in field goals and led the team in scoring with 122 points, the second-highest total of his career...moved into second on the team's all-time scoring list...ranks first on the team's all-time career field goal percentage (.833)...named AFC Special Teams Player of the Week for Week 1...**9/10 vs. Tennessee:** Kicked in his 103rd consecutive game...finished a perfect 1-for-1 in PATs and 2-for-2 in FGs for seven points...hit the game-winning 33-yard field goal at the 10:28 mark of overtime...marked his eighth career game-winning field goal in the regular season...**9/20 at Chicago:** Kicked in his 104th consecutive game...finished 2-for-2 in PATs and 0-2 in FGs for two points...**9/27 at Cincinnati:** Kicked in his 105th

2010 PLAYERS

FOOTBALL STAFF

2010 PLAYERS

2009 IN REVIEW

STEELERS HISTORY

RECORDS

230

Jeff Reed

consecutive game...finished 2-for-3 in FGs and 2-for-2 in PATs for eight points...converted a 19-yard field goal in the first quarter and a 24-yarder in the second quarter...missed a 52-yard attempt in the third quarter...**10/4 vs. San Diego:** Kicked in his 106th consecutive game...finished 1-for-1 in FGs and 5-for-5 in PATs for eight points...converted a 46-yard field goal in the fourth quarter...**10/11 at Detroit:** Kicked in his 107th consecutive game...finished 4-for-4 in PATs for four points...**10/18 vs. Cleveland:** Kicked in his 108th consecutive game...finished 2-for-2 in FGs and 3-for-3 in PATs for nine points...**10/25 vs. Minnesota:** Kicked in his 109th consecutive game...finished 2-for-2 in FGs and 3-for-3 in PATs for nine points...**11/9 at Denver:** Kicked in his 110th consecutive game...finished 4-for-4 in PATs for four points...**11/15 vs. Cincinnati:** Kicked in his 111th consecutive game...finished 4-for-4 in FGs for 12 points...**11/22 at Kansas City:** Kicked in his 112th consecutive game...finished 3-for-3 in PATs and 1-for-1 in FGs for six points...surpassed 800 points scored in his career...**11/29 at Baltimore:** Kicked in his 113th game...finished 2-for-2 in PATs and 1-for-1 in FGs for five points...**12/6 vs. Oakland:** Kicked in his 114th game...finished 3-for-3 in PATs and 1-for-2 in FGs for six points...**12/10 at Cleveland:** Kicked in his 115th game...finished 2-for-2 in FGs for six points...**12/20 vs. Green Bay:** Kicked in his 116th game...finished 3-for-3 in FGs and 4-for-4 in PATs to finish with 13 points...**12/27 vs. Baltimore:** Kicked in his 117th game...finished 3-for-3 in FGs and 2-for-2 in PATs to finish with 11 points...scored more than 100 points in the season for the seventh time of his career...**1/3 at Miami:** Kicked in his 118th game...finished 3-for-3 in FGs and 3-for-3 in PATs for 12 points.

2008 [16-0/3-0]: Kicked in all 16 regular-season games for the sixth consecutive season...finished the season 27-for-31 in field goals and 36-for-37 in PATs for 117 points, the second-highest total [tied] of his career...booted a career-long 53-yard field goal at Philadelphia in Week 3...named AFC Special Teams Player of the Week in a Week 4 victory over the Ravens after converting all three field goal and both extra point attempts, including the game-winning 46-yard field goal in overtime...became the team's second all-time leading scorer during the regular-season finale against the Browns (733 points)...had four solo tackles on special teams...kicked in all three postseason games...finished a perfect 5-for-5 on field goals and 10-for-10 on extra points for 25 points during the post-season...**9/7 vs. Houston:** Kicked in his 87th straight game...had a perfect day kicking, finishing 5-for-5 in

PATs and 1-for-1 in FGs for eight points...hit a 44-yard field goal with 5:24 left in the game...**9/14 at Cleveland:** Kicked in his 88th straight game...went 1-for-1 in PATs and 1-1 in FGs for four points...hit a 48-yard field goal with 7:58 left in the third quarter...**9/21 at Philadelphia:** Kicked in his 89th consecutive game...was a perfect 2-for-2 in field goals...hit a 37-yard field goal with 2:51 to play in the first quarter to give the Steelers a 3-0 lead...hit a career-long 53-yard field goal late in the first half to make it 10-6, surpassing his previous career long of 51 yards, which he had done three times previously [most recently on Oct. 17, 2004 at Dallas]...his field goal tied for the fourth-longest field goal in team history...had one solo tackle on special teams...**9/29 vs. Baltimore:** Kicked in his 90th consecutive game...was a perfect 3-for-3 in field goals and 2-for-2 in PATs...kicked field goals of 49 and 19 yards in regulation and then nailed a 46-yard field goal in overtime to win the game...**10/5 at Jacksonville:** Kicked in his 91st consecutive game...was a perfect 2-for-2 in field goals and 3-for-3 in PATs...kicked field goals of 38 and 23 yards in the second quarter...recorded one solo tackle on special teams...**10/19 at Cincinnati:** Kicked in his 92nd straight game...was a perfect 1-for-1 in field goals and 5-for-5 in PATs...kicked a 21-yard field goal with 42 seconds remaining in the first quarter to give the Steelers a 10-0 lead...**10/26 vs. New York Giants:** Kicked in his 93rd consecutive game...was a perfect 2-for-2 on PATs...did not record a field goal for the first time this season...**11/3 at Washington:** Kicked in his 94th consecutive game...was 1-for-1 on field goals...hit a 35-yard field goal in the second quarter to give the Steelers their first points of the game...was 2-for-3 on PAT attempts...**11/9 vs. Indianapolis:** Kicked in his 95th consecutive game...was 2-for-2 on field goals...hit a 42-yard field goal in the second quarter to give the Steelers a 17-7 lead...that also gave him 147 career field goals, moving him into second place on the team's all-time list ahead of Roy Gerela...hit a 24-yard field goal in the fourth quarter to give the Steelers a 20-17 lead...was 2-for-2 on PAT attempts...**11/16 vs. San Diego:** Kicked in his 96th consecutive game...was 3-for-4 on field goals...connected from distances of 21, 41 and 32 yards...his 32-yard field goal with 11 seconds remaining in the fourth quarter was the game-winner...was his second game-winning field goal of the season and the seventh of his career in the regular season...missed a 51-yard attempt in the first quarter, his first miss of the season...**11/20 vs. Cincinnati:** Kicked in his 97th consecutive game...finished a perfect 2-for-2 in field goals and 3-for-3 in PATs...kicked a 37-yard field goal



Jeff Reed

late in the first half to make it 10-7...added a 38-yard field goal midway through the third quarter...**11/30 at New England:** Kicked in his 98th consecutive game...finished 3-for-3 in PATs and 4-for-5 in field goal attempts for a season-high 15 points...kicked a 20-yard field goal in the first quarter...added 25 and 20-yard field goals in the third quarter...booted a 45-yard field goal in the fourth quarter...stretched his string to 18 straight made field goals on the road before missing a 40-yard attempt in the fourth quarter...became the third player in team history to reach 700 career points (709 and counting), joining Gary Anderson (1,343) and Roy Gerela (731)...**12/7 vs. Dallas:** Kicked in his 99th consecutive game...finished 2-for-3 in FGs and 2-for-2 in PATs for eight points...missed a 45-yard field goal in the first quarter, but redeemed himself in the second quarter with a 24-yard field goal that gave Pittsburgh a 3-0 lead...booted a 41-yard field goal in the fourth quarter that cut the Dallas lead to 13-6 with 7:15 remaining...his extra point on Heath Miller's six-yard touchdown reception gave him 100 points on the season, the sixth consecutive season that he has reached the century mark...**12/14 at Baltimore:** Kicked in his 100th career game...finished a perfect 2-for-2 in FG attempts and 1-for-1 in PATs for seven points...booted a 31-yard field goal with 5:44 remaining in the first half to tie the score at 3-3...kicked a 30-yard field goal with 9:26 to play in the fourth quarter to cut the Ravens' lead to 9-6...had one solo tackle on special teams...**12/21 at Tennessee:** Kicked in his 101st consecutive game...finished 2-for-2 in PATs and 0-for-1 in FG attempts for two points...missed a 33-yard FG at the end of the first half...had one solo tackle on special teams...**12/28 vs. Cleveland:** Kicked in his 102nd career game...finished a perfect 4-for-4 in PATs and 1-for-1 in FGs for seven points...booted a 22-yard field goal with 5:35 to play in the third quarter...his seven points gave him 733 points for his career, moving him into second place on the team's all-time scoring list ahead of Roy Gerela...**AFC Divisional Game 1/11 vs. San Diego:** Kicked in his 10th consecutive postseason game...was a perfect 5-for-5 in PATs for five points...**AFC Championship Game 1/18 vs. Baltimore:** Kicked in his 11th consecutive postseason game...was a perfect 3-for-3 in FGs and 2-for-2 in PATs for 11 points...hit two field goals in the first quarter, a 34-yarder and a 42-yarder...had a 46-yard field goal in the third quarter, the second-longest of his career in the postseason (47-yarder at Denver in 2005 AFC Championship Game)...**Super Bowl XLIII 2/1 vs. Arizona:** Kicked in his 12th consecutive postseason

game...was a perfect 2-for-2 in FGs and 3-for-3 in PATs for nine points...nailed an 18-yard field goal in the first quarter...hit a 21-yard field goal in the third quarter.

2007 [16-0-1-0]: Kicked in all 16 regular-season games for the fifth consecutive season...kicked a 28-yard FG and added two extra points while kicking in his ninth straight playoff game against Jacksonville...finished the season 23-25 in FGs for a career-high .920 pct...was a perfect 44-for-44 on extra points, giving him 113 points for the season...with seven points against New England in Week 14, he surpassed Franco Harris (600) for 3rd place on the team's all-time scoring list...was 19-for-19 on field goals of 39 yards and in...hit 4-of-5 field goals from 40-49 yards...was 0-for-1 from 50+ yards...kicked a season-long 49-yard field goal against San Francisco in Week 3...contributed three special teams tackles...**9/9 at Cleveland:** Had a perfect day, going 2-of-2 on field goals (26, 31) and 4-of-4 on PATs...registered 10 points...**9/16 vs. Buffalo:** Recorded another perfect day, going 4-of-4 on field goals (34, 28, 39, 31) and 2-of-2 on PATs...racked up 14 points...**9/23 vs. San Francisco:** Went 3-of-3 on field goals (35, 49, 35) and 4-of-4 on PATs to give him another perfect day...had a total of 13 points...**9/30 at Arizona:** Saw his only action on extra points and went 2-of-2, which gave him two points for the day...**10/7 vs. Seattle:** Did not attempt any field goals, but did convert his three extra-point attempts...**10/21 at Denver:** Connected on all four of his extra point attempts...attempted his only field goal of the day from 65 yards out in the closing seconds of the first half and came up a couple yards short...**10/28 at Cincinnati:** Went 3-of-3 on extra points and made a 40-yard field goal with 6:09 remaining in the game to finish off all scoring...**11/5 vs. Baltimore:** Connected on all five of his extra point attempts and hit a 22-yard field goal with 4:54 on the clock in the third quarter...**11/11 vs. Cleveland:** Had a perfect day, going 3-of-3 on field goals (28, 35, 30) and 2-of-2 on PATs...finished with 11 points, giving him 711 this season and 574 career points...**11/18 at New York Jets:** Played in his 80th career game...connected on all three of his field goal attempts (37, 33, 48) and converted his only extra point of the day...his first two field goals brought the Steelers back from a six-point deficit, while his third field goal (48 yards) with 8:24 left in the 4th quarter gave the Steelers their first lead of the game...**11/26 vs. Miami:** Handled the place kicking duties for his 81st consecutive game...finished the day 1-of-2 on field goals, missing on a 44-yarder and connecting on a game-winning 24-yard FG with 0:17

2010 PLAYERS

Jeff Reed

seconds left in the fourth quarter...**12/2 vs. Cincinnati:** Had a perfect kicking day while playing in his 82nd consecutive game...went 3-for-3 in PATs and 1-for-1 in field goals for six points...**12/9 at New England:** Handled kicking duties for the 83rd consecutive game...finished a perfect 2-of-2 in field goals and 1-of-1 in PATs for seven points...hit a 23-yard field goal on the Steelers first drive to give them a 3-0 advantage...booted a 44-yard field goal late in the first half to cut the lead to 14-13...the field goal gave him 600 career points, becoming just the fourth player in team history to accomplish the feat...it also tied him for third place on the Steelers' all-time scoring list with Franco Harris...**12/16 vs. Jacksonville:** Handled kicking duties for the 84th consecutive game and finished a perfect 2-of-2 in PATs for two points, giving him 602 career points, which ranks third all-time in team history...**12/20 at St. Louis:** Took care of all the kicking duties for the 85th consecutive game...finished a perfect 5-for-5 in PATs and 2-for-2 in field goals (21, 29) for 11 points...**12/30 at Baltimore:** Handled kicking duties for the 86th consecutive game and finished a perfect 3-of-3 in PATs for three points...**AFC Wild Card Game 1/5 vs. Jacksonville:** Took care of all the kicking duties in his ninth consecutive playoff game...finished a perfect 2-of-2 in PATs and 1-of-1 in field goals for five points.

2006 (16-0): Made all 41 of his PATs and 20-of-27 FG attempts...finished the season with a team-best 101 points, eclipsing the 100-point mark for fourth straight season...**9/7 vs. Miami:** Was a perfect 4-for-4 on his extra-point attempts...missed his only field goal attempt (44 yards)...**9/18 at Jacksonville:** Dressed but did not try an extra point or field goal...**9/24 vs. Cincinnati:** Connected on 2-of-3 field goals, his only miss being blocked (48 yards)...nailed field goals of 37 and 36 yards, his 37th and 38th consecutive field goals from inside 40 yards...converted both extra points...finished with the eight points...**10/8 at San Diego:** Was perfect on the day converting both field goal attempts (39, 44) and his only extra point try...the 39-yarder was his 39th consecutive field goal from inside 40 yards...**10/15 vs. Kansas City:** Connected on 6-of-6 extra point attempts and converted a 32-yard field goal, his 40th consecutive field goal from inside of 40 yards...missed a 28-yard attempt, snapping his streak...**10/22 at Atlanta:** Had a perfect day, going 5-for-5 on PATs and converting his only field goal attempt (28 yards)...also made a touchdown saving special teams tackle on an Allen Rossum kick return...**10/29 at Oakland:** Was perfect on the day,

hitting two field goals (29, 39) and one PAT for seven points...has converted 43 of his past 44 attempts from inside 40 yards...his second field goal (39) was the 100th converted field goal of his career, becoming one of only four Steelers kickers to reach the milestone...**11/5 vs. Denver:** Connected on 2-of-3 field goal attempts...nailed both PATs...hit field goals of 29 and 46 yards...hit a 46-yarder as time expired in the first half...his 29-yard field goal in the fourth quarter gave him 453 career points, surpassing Norm Johnson (452) for fifth place on the Steelers' all-time list...**11/12 vs. New Orleans:** Scored eight points on one field goal and five PATs...converted a 32-yard field goal in the second quarter and has made 45 of his 47 attempts from inside of 40 yards...helped prevent a touchdown when he tackled Michael Lewis on a kick return...**11/19 at Cleveland:** Had a perfect day...converted his only field goal attempt (43 yards) and three PATs for six points...**11/26 at Baltimore:** Did not attempt a field goal or PAT...**12/3 vs. Tampa Bay:** Converted a 50-yard field goal, the longest field goal made at Heinz Field by an NFL player...also connected on a 39-yard try and added two PATs...finished with eight points...has converted 106 field goals in his career, passing Norm Johnson (105) for third place on the Steelers' all-time list...**12/7 vs. Cleveland:** Connected on 2-of-3 field goals (only miss was blocked) and 3-of-3 PATs...hit 23 and 28-yard field goals and collected nine points...with 28-yard field goal, moved into fourth place on the Steelers' all-time scoring list with 484 points, passing Jerome Bettis (482)...**12/17 at Carolina:** Converted all three field goal attempts...made field goals of 19, 45 and 26 yards...hit three PATs and collected 12 points on the day...**12/24 vs. Baltimore:** Converted his only PAT attempt...**12/31 at Cincinnati:** Was a perfect 2-for-2 on PATs and converted his only field goal attempt from 35 yards...35-yarder tied the game at 17-17 with 1:03 left in regulation...finished the season a perfect 10-for-10 in field goals on the road...broke the 100-point mark for the fourth consecutive season...broke the 500-point mark in his career, becoming one of only four Steelers to achieve that feat.

2005 (16-0-4-0): Made 24-of-29 field goals and all 45 of his PATs for 117 points...was a perfect 20-for-20 in field goals of less than 40 yards...set team record by making 22 straight field goals, dating back to 2004, breaking the previous record of 19 set by Gary Anderson in 1994...**9/11 vs. Tennessee:** Converted 2-of-2 field-goal attempts from 44 and 27 yards...tied Gary Anderson's (1994) team record



Jeff Reed

MEDIA INFORMATION

FOOTBALL STAFF

2010 PLAYERS

2009 IN REVIEW

STEELERS HISTORY

RECORDS

of 19 consecutive successful field-goal attempts...converted all four PAT attempts...**9/18 at Houston:** Converted both field-goal attempts from 37 and 35 yards to set a new team record with 21 consecutive successful attempts...converted all three PAT attempts...scored nine points including two field goals and three PATs...**9/25 vs. New England:** Connected on field goals of 33 and 24 yards...missed a 52-yard field goal attempt to snap his Steelers' record of consecutive converted field goals at 22...kicked two PATs and finished with eight points...**10/10 at San Diego:** Kicked game-winning 40-yard field goal with six seconds remaining in the fourth quarter to give the Steelers a 24-22 win on Monday Night Football...converted all three of his PATs...kicked off five times and placed one kick into the end zone...**10/16 vs. Jacksonville:** Converted both extra point attempts...made a 29-yard field goal to tie the game but missed a 46-yard attempt that sailed wide right...finished the game with five points...**10/23 at Cincinnati:** Was perfect on field goal attempts of 27 and 39 yards...went 3-for-3 on PATs...finished the game with nine points...also registered a solo special teams tackle...**10/31 vs. Baltimore:** Booted the game-winning 37-yard field goal with 1:36 remaining in the fourth quarter...finished a perfect 2-for-2 in field goal attempts and 2-for-2 in PATs...extended his streak of consecutive games with at least one field goal to 18 games...**11/6 at Green Bay:** Tallied eight points on two field goals and two extra points...nailed field goals of 32 and 24 yards...missed on a 51-yard attempt that was partially blocked...converted his 28th and 29th straight field goals inside of 40 yards...19th straight game with at least one field goal...**11/13 vs. Cleveland:** Converted his 30th straight field goal inside of 40 yards (33)...20th straight game with at least one field goal...was a perfect 4-for-4 on PATs...also made a 42-yard field goal...was 2-for-3 on field goals with his only miss being blocked...**11/20 at Baltimore:** Converted two field goals of 47 and 37 yards and one extra point for seven points...has gone 21 straight games with at least one field goal conversion and has made 31 straight field goals inside of 40 yards (37)...**11/28 at Indianapolis:** Missed his only field goal attempt (41), snapping his streak of 21 straight games with at least one field goal...scored his only point of the game on a PAT...**12/4 vs. Cincinnati:** Was perfect on the day going 4-for-4 on PATs and converting his only field goal attempt (23 yards) for a total of seven points...**12/11 vs. Chicago:** Went 3-for-3 on PATs...**12/18 at Minnesota:** Totaled

10 points on three field goals and one PAT...converted all three field goal attempts from 21, 41 and 26 yards...converted his 33rd and 34th straight field goal inside of 40 yards...moved into sixth all-time on the Steelers' scoring list ahead of Hall of Fame receiver John Stallworth with 386 career points...**12/24 at Cleveland:** Was perfect on the day...went 5-for-5 on PATs and 2-for-2 on FGs for a season-high 11 points...hit field goals of 26 and 31 yards, his 35th and 36th consecutive field goals from inside of 40 yards...**1/1 vs. Detroit:** Was a perfect 5-for-5 on PATs for five points...did not attempt a field goal...**AFC Wild Card Game 1/8 at Cincinnati:** Kicked a 21-yard FG and converted all four PAT attempts for a total of seven points...**AFC Divisional Game 1/15 at Indianapolis:** Was perfect on the day, going 3-for-3 on PATs...did not attempt a field goal...**AFC Championship Game 1/22 at Denver:** Converted his only two FG attempts from 47 and 42 yards...47-yard kick was the longest of his career in the postseason...converted all four PAT attempts...forced one touchback on a deep kick-off...**Super Bowl XL 2/5 vs. Seattle:** Was a perfect 3-for-3 on PATs...did not attempt a field goal.

2004 (16-0-2-0): Scored 100 points for the second consecutive year...named the AFC Special Teams Player of the Month for Dec.-Jan., the second time in his career that he earned that award in that month (2002)...ended the year strong, with a string of 17 straight field goals...converted all 40 PATs and 28 of 33 field goals (84.8 percent)...**9/12 vs. Oakland:** Kicked the game-winning field goal (42 yards) on his only field goal attempt with seven seconds remaining...converted all three PATs...**9/19 at Baltimore:** Missed his only field goal attempt from 48 yards (wide left)...connected on his only PAT attempt...**9/26 at Miami:** Came up big when it counted again in miserable weather...rebounded from two missed field goals (one which he had to re-kick after making the first because of penalty) to make a 51-yard field goal, which was the eventual game-winner...scored seven points...**10/3 vs. Cincinnati:** Converted all four PAT attempts...**10/10 vs. Cleveland:** Scored 10 points, converting both field goal attempts (47 and 26) and all four PAT attempts...**10/17 at Dallas:** Connected on another key field goal in the first half to give the Steelers a 10-7 lead...converted all three of his PAT attempts for a seven-point game...**10/31 vs. New England:** Finished with 10 points, including 2-for-2 in field goal attempts and 4-for-4 in PAT attempts...**11/7 vs. Philadelphia:** Converted 2-of-3 field goal attempts

2010 PLAYERS

Jeff Reed

and added three PATs for 11 points...missed his first field goal attempt of 33 yards but rebounded by nailing his next two...**11/14 at Cleveland:** Scored six points, converting all three PAT attempts and 1-of-2 field goal attempts...**11/21 at Cincinnati:** Nailed his only field goal attempt of the day (32 yards) and both PAT attempts...**11/28 vs. Washington:** Scored 10 points, converting three key field goals and his only extra-point attempt...**12/5 at Jacksonville:** Kicked a game-winning 37-yard field goal with 1:37 remaining...also converted two PATs...**12/12 vs. New York Jets:** Was perfect again, converting both PAT attempts and a 34-yard field goal...**12/18 at New York Giants:** Had a 15-point day, converting all four field goal attempts and three PATs...**12/26 vs. Baltimore:** Scored eight points, two field goals and two PATs...extended his field goal string to 12 straight converted...**1/2 at Buffalo:** Continued his torrid pace, converting 5-of-5 field goal attempts and both PATs for a 17-point performance...was selected as the AFC Special Teams Player of the Week for his performance...**AFC Divisional Game 1/15 vs. New York Jets:** Kicked his fourth game-winning field goal of the season, his third to end the game, from 33 yards in overtime...connected on an earlier 45-yard attempt...also converted both of his PAT attempts...**AFC Championship Game 1/23 vs. New England:** Converted both of his field goal attempts of 43 and 20 yards and all three PAT attempts for a nine-point performance.

2003 [16-0]: Finished with 100 points for the first time in his career...converted 31-of-32 PAT attempts and 23-of-32 (71.9 percent) field goal attempts...**9/14 at Kansas City:** Kicked a career-long 51-yard field goal in his eight-point effort...added a 20-yard field goal and connected on two PAT attempts...**9/21 at Cincinnati:** Missed his first field goal in his previous 11 attempts...missed a 24-yard attempt on the Steelers' first offensive series—his first miss from inside the 30-yard line...converted a 33-yard field goal...**11/2 at Seattle:** Had a big day, converting all three field goal attempts and his only PAT attempt for a 10-point day...had a long of 49 yards...**11/9 vs. Arizona:** Had a string of seven straight field goals end with his 23-yard miss early in the game...converted all four of his PAT attempts...**12/7 vs. Oakland:** Had a tough day in difficult weather conditions...converted 2-of-4 field goal attempts and all three of his PAT attempts...made two 40-plus-yard attempts but missed from 47 and 48 yards...**12/14 at New York Jets:** Had a tough day in severe weather conditions...missed both

field goal attempts from 43 and 20 yards in heavy snow...was held scoreless for the first time during the season...**12/21 vs. San Diego:** Rebounded from a disappointing performance the previous game by converting both field goal attempts, including a long of 47...tarnished an otherwise perfect day by missing his final of five PAT attempts, his first miss of the season.

2002 [6-0-2-0]: Had an excellent season, converting 17-of-19 field goals (89.5 percent) and 25-of-26 PAT attempts...**11/24 vs. Cincinnati:** Scored 11 points in his pro debut and hit the eventual game-winning 45-yard field goal...his only mistake on the day was a missed PAT attempt...also had a 51-yard field goal attempt sail wide...**12/1 at Jacksonville:** Had a record-setting performance in just his second appearance...tied a Steelers' record with six field goals, including the eventual game-winning 50-yarder...tied for third-most field goals in NFL history...scored 19 of the team's 25 points...**12/8 vs. Houston:** Connected on 2-of-3 field goal attempts...had a string of 11 straight FGs end when he missed a 43-yarder in the fourth quarter...**12/15 vs. Carolina:** Was perfect on six kicks—three PATs and three field-goal attempts—for 12 points...converted field goals of 36, 41 and 23 yards...**12/23 at Tampa Bay:** Converted both PAT attempts and his only field goal attempt of 26 yards for a five-point day...**12/29 vs. Baltimore:** Continued his remarkable season...connected on all four of his kicks—two field goals (23 and 48) and both PAT attempts...finished with eight points...**AFC Wild Card Game 1/5 vs. Cleveland:** Missed his only field goal attempt (46 yards), but converted all four of his PAT attempts...**AFC Divisional Game 1/11 at Tennessee:** Converted 3-of-4 field-goal attempts, missing a 44-yard attempt...made both PAT attempts.

COLLEGE

Had never kicked in a college game until the 2000 season, but emerged as one of the most consistent kickers in the country over his two college seasons...entered the 2000 season as a walk-on, but earned a scholarship with his results...connected on 28-of-36 field goal attempts and 66-of-67 extra point tries in his career...set a UNC record with 66 consecutive extra points...majored in journalism with a minor in communications. **2001:** Was an honorable mention All-Atlantic Coast Conference pick...connected on 12-of-16 field goal attempts...was also first-team Academic All-ACC. **2000:** Was a second-team All-ACC player as a junior...made 16-of-20 field goal attempts and 30-of-30 extra point attempts and was one of 20 semifinalists for the Lou Groza Award, given annually to the nation's top kicker.



Jeff Reed

PERSONAL

Earned all-conference and all-county honors at East Mecklenburg High School...kicked a 54-yard field goal, the longest in school history and the second longest in state history...played four years of soccer and set school records for assists in a game, season and career...earned all-conference honors and

led his team to the state finals...was a member of the National Honor Society and Spanish National Honor Society...his father, Morris, played basketball for Wichita State and his mother, Pam, was a cheerleader for Wichita State...his sister, Kristen, played soccer at UNC-Charlotte and one year professionally for the Carolina Speed...Full name: Jeffrey Montgomery Reed.

Reed's Single-Game Highs**REGULAR SEASON**

Most Points	19	[12/1/02 at Jacksonville]
Most FGs Attempted	6*	[12/1/02 at Jacksonville]
Most FGs Made	6*	[12/1/02 at Jacksonville]
Most Missed FGs	2	[Three, Last: 9/26/04 at Miami]
Longest FG	53	[9/21/08 at Philadelphia]
Longest FG Attempted	65	[10/21/07 at Denver]
Most PATs Made	5	[6 times, Last: 10/19/08 at Cincinnati]
Most Consecutive PATs	189	[began 12/28/03 at Baltimore to 11/3/08 at Washington]

POSTSEASON

Most Points	11	[2 times, Last: 1/18/09 vs. Baltimore]
Most FGs Attempted	4	[1/11/03 at Tennessee]
Most FGs Made	3	[2 times, Last: 1/18/09 vs. Baltimore]
Most Missed FGs	1	[Last: 1/11/03 at Tennessee]
Longest FG	47	[1/22/06 at Denver]
Longest FG Attempted	47	[1/22/06 at Denver]
Most PATs Made	5	[1/11/09 vs. San Diego]
Most Consecutive PATs	37	[began 11/5/03 vs. Cleveland to present]

* Team Record

Reed's Career Totals

2002	17-19, 895
2003	23-32, 719
2004	28-33, 848
2005	24-29, 828
2006	20-27, 741
2007	23-25, 920
2008	27-31, 871
2009	27-31, 871
8 Years	189-227, 833

Reed's Game Winners (8)

46 yards**	[vs. Balt, 9/29/08]	23-20 w/ 8:55 left
42 yards	[vs. Oak, 9/12/04]	24-21 w/ 0:07 left
40 yards	[at SD, 10/10/05]	24-22 w/ 0:06 left
37 yards	[vs. Balt, 10/31/05]	20-19 w/ 1:36 left
37 yards	[at Jax, 12/5/04]	17-16 w/ 0:18 left
33 yards*	[vs. N.Y. Jets, 1/15/05]	20-17 OT w/ 3:56 left
32 yards	[vs. S.D., 11/16/08]	11-10 w/ 0:11 left
24 yards	[vs. Miami, 11/26/07]	3-0 w/ 0:17 left

* Postseason ** Overtime

Reed's Top Five Longest Field Goals

53 yards	9/21/08 at Philadelphia
51 yards	10/17/04 at Dallas
51 yards	9/26/04 at Miami
51 yards	9/14/03 at Kansas City
50 yards	12/3/06 vs. Tampa Bay
50 yards	12/1/02 at Jacksonville

Reed's Longest Indoor Field Goals

41 yards	12/18/05 at Minnesota
	11/28/05 at Indianapolis

Reed's Longest Outdoor Field Goals

53 yards	9/21/08 at Philadelphia
51 yards	10/17/04 at Dallas
51 yards	9/26/04 at Miami
51 yards	9/14/03 at Kansas City

Reed's 2009 Game-by-Game Statistics**SCORING**

Date	Opponent	G	FG	FGA	Pct	Lg	Blk	XP	XPA	Pct	Blk	Pts
9/10	TENNESSEE	1	2	2	1.000	33	0	1	1	1.000	0	7
9/20	at Chicago	1	0	2	.000	-	0	2	2	1.000	0	2
9/27	at Cincinnati	1	2	3	.667	24	0	2	2	1.000	0	8
10/4	SAN DIEGO	1	1	1	1.000	46	0	5	5	1.000	0	8
10/11	at Detroit	1	0	0	.000	-	0	4	4	1.000	0	4
10/18	CLEVELAND	1	2	2	1.000	39	0	3	3	1.000	0	9
10/25	MINNESOTA	1	2	2	1.000	39	0	3	3	1.000	0	9
11/9	at Denver	1	0	0	.000	-	0	4	4	1.000	0	4
11/15	CINCINNATI	1	4	4	1.000	35	0	0	0	.000	0	12
11/22	at Kansas City	1	1	1	1.000	36	0	3	3	1.000	0	6
11/29	at Baltimore	1	1	1	1.000	44	0	2	2	1.000	0	5
12/6	OAKLAND	1	1	2	.500	33	0	3	3	1.000	0	6
12/10	at Cleveland	1	2	2	1.000	42	0	0	0	.000	0	6
12/20	GREEN BAY	1	3	3	1.000	43	0	4	4	1.000	0	13

2010 PLAYERS

Jeff Reed

Reed's 2009 Game-by-Game Statistics (Continued)

SCORING

Date	Opponent	G	FG	FGA	Pct	Lg	Blk	XP	XPA	Pct	Blk	Pts
12/27	TENNESSEE	1	3	3	1.000	39	0	2	2	1.000	0	11
1/3	at Miami	1	3	3	1.000	33	0	3	3	1.000	0	12
SEASON TOTALS		16	27	31	.871	46	0	41	41	1.000	0	122

FIELD GOALS

Date	Opponent	1-19	Pct	20-29	Pct	30-39	Pct	40-49	Pct	50+	Pct
9/10	TENNESSEE	0-0	.000	0-0	.000	2-2	1.000	0-0	.000	0-0	.000
9/20	at Chicago	0-0	.000	0-0	.000	0-1	.000	0-1	.000	0-0	.000
9/27	at Cincinnati	1-1	1.000	1-1	1.000	0-0	.000	0-0	.000	0-1	.000
10/4	SAN DIEGO	0-0	.000	0-0	.000	0-0	.000	1-1	1.000	0-0	.000
10/11	at Detroit	0-0	.000	0-0	.000	0-0	.000	0-0	.000	0-0	.000
10/18	CLEVELAND	0-0	.000	0-0	.000	2-2	1.000	0-0	.000	0-0	.000
10/25	MINNESOTA	0-0	.000	1-1	1.000	1-1	1.000	0-0	.000	0-0	.000
11/9	at Denver	0-0	.000	0-0	.000	0-0	.000	0-0	.000	0-0	.000
11/15	CINCINNATI	0-0	.000	1-1	1.000	3-3	1.000	0-0	.000	0-0	.000
11/22	at Kansas City	0-0	.000	0-0	.000	1-1	1.000	0-0	.000	0-0	.000
11/29	at Baltimore	0-0	.000	0-0	.000	0-0	.000	1-1	1.000	0-0	.000
12/6	OAKLAND	0-0	.000	0-0	.000	1-1	1.000	0-0	.000	0-1	.000
12/10	at Cleveland	0-0	.000	1-1	1.000	0-0	.000	1-1	1.000	0-0	.000
12/20	GREEN BAY	0-0	.000	0-0	.000	2-2	1.000	1-1	1.000	0-0	.000
12/27	BALTIMORE	0-0	.000	1-1	1.000	2-2	1.000	0-0	.000	0-0	.000
1/3	at Miami	0-0	.000	2-2	1.000	1-1	1.000	0-0	.000	0-0	.000
SEASON TOTALS		1-1	1.000	7-7	1.000	15-16	.937	4-5	.800	0-2	.000

Reed's 2008 Game-by-Game Statistics

SCORING

Date	Opponent	G	FG	FGA	Pct	Lg	Blk	XP	XPA	Pct	Blk	Pts
9/7	HOUSTON	1	1	1	1.000	44	0	5	5	1.000	0	8
9/14	at Cleveland	1	1	1	1.000	48	0	1	1	1.000	0	4
9/21	at Philadelphia	1	2	2	1.000	53	0	0	0	.000	0	6
9/29	BALTIMORE	1	3	3	1.000	49	0	2	2	1.000	0	11
10/5	at Jacksonville	1	2	2	1.000	38	0	2	2	1.000	0	8
10/19	at Cincinnati	1	1	1	1.000	21	0	5	5	1.000	0	8
10/26	NEW YORK GIANTS	1	0	0	.000	0	0	2	2	1.000	0	2
11/3	at Washington	1	1	1	1.000	35	0	2	3	.667	0	5
11/9	INDIANAPOLIS	1	2	2	1.000	42	0	2	2	1.000	0	8
11/16	SAN DIEGO	1	3	4	.750	41	0	0	0	.000	0	9
11/20	CINCINNATI	1	2	2	1.000	38	0	3	3	1.000	0	9
11/30	at New England	1	4	5	.800	45	0	3	3	1.000	0	15
12/7	DALLAS	1	2	3	.667	41	0	2	2	1.000	0	8
12/14	at Baltimore	1	2	2	1.000	31	0	1	1	1.000	0	7
12/21	at Tennessee	1	0	1	.000	0	0	2	2	1.000	0	2
12/28	CLEVELAND	1	1	1	1.000	22	0	4	4	1.000	0	7
SEASON TOTALS		16	27	31	.871	53	0	36	37	.973	0	117

POSTSEASON

1/11	SAN DIEGO	1	0	0	.000	0	0	5	5	1.000	0	5
1/18	BALTIMORE	1	3	3	1.000	46	0	2	2	1.000	0	11
2/1	vs. Arizona	1	2	2	1.000	21	0	3	3	1.000	0	9
POSTSEASON TOTALS		3	5	5	1.000	46	0	10	10	1.000	0	25

FIELD GOALS

Date	Opponent	1-19	Pct	20-29	Pct	30-39	Pct	40-49	Pct	50+	Pct
9/7	HOUSTON	0-0	.000	0-0	.000	0-0	.000	1-1	1.000	0-0	.000
9/14	at Cleveland	0-0	.000	0-0	.000	0-0	.000	1-1	1.000	0-0	.000
9/21	at Philadelphia	0-0	.000	0-0	.000	1-1	1.000	0-0	.000	1-1	1.000
9/29	BALTIMORE	1-1	1.000	0-0	.000	0-0	.000	2-2	1.000	0-0	.000
10/5	at Jacksonville	0-0	.000	1-1	1.000	1-1	1.000	0-0	.000	0-0	.000
10/19	at Cincinnati	0-0	.000	1-1	1.000	0-0	.000	0-0	.000	0-0	.000
10/26	NEW YORK GIANTS	0-0	.000	0-0	.000	0-0	.000	0-0	.000	0-0	.000
11/3	at Washington	0-0	.000	0-0	.000	1-1	.000	0-0	.000	0-0	.000
11/9	INDIANAPOLIS	0-0	.000	1-1	1.000	0-0	.000	1-1	1.000	0-0	.000
11/16	SAN DIEGO	0-0	.000	1-1	1.000	1-1	1.000	1-1	1.000	0-1	.000
11/20	CINCINNATI	0-0	.000	0-0	.000	2-2	1.000	0-0	.000	0-0	.000
11/30	at New England	0-0	.000	3-3	1.000	0-0	.000	1-2	.500	0-0	.000



Jeff Reed

Reed's 2008 Game-by-Game Statistics (Continued)

FIELD GOALS

Date	Opponent	1-19	Pct	20-29	Pct	30-39	Pct	40-49	Pct	50+	Pct
12/7	DALLAS	0-0	.000	1-1	1.000	0-0	.000	1-2	.500	0-0	.000
12/14	at Baltimore	0-0	.000	0-0	.000	2-2	1.000	0-0	.000	0-0	.000
12/21	at Tennessee	0-0	.000	0-0	.000	0-1	.000	0-0	.000	0-0	.000
12/28	CLEVELAND	0-0	.000	1-1	1.000	0-0	.000	0-0	.000	0-0	.000
SEASON TOTALS		1-1	1.000	9-9	1.000	8-9	.889	8-10	.800	1-2	.500

POSTSEASON

1/11	SAN DIEGO	0-0	.000	0-0	.000	0-0	.000	0-0	.000	0-0	.000
1/18	BALTIMORE	0-0	.000	0-0	.000	1-1	1.000	2-2	1.000	0-0	.000
2/1	vs. Arizona	1-1	1.000	1-1	1.000	0-0	.000	0-0	.000	0-0	.000
POSTSEASON TOTALS		1-1	.000	1-1	.000	1-1	1.000	2-2	1.000	0-0	.000

Reed's 2007 Game-by-Game Statistics

SCORING

Date	Opponent	G	FG	FGA	Pct	Lg	Blk	XP	XPA	Pct	Blk	Pts
9/9	at Cleveland	1	2	2	1.000	31	0	4	4	1.000	0	10
9/16	BUFFALO	1	4	4	1.000	39	0	2	2	1.000	0	14
9/23	SAN FRANCISCO	1	3	3	1.000	49	0	4	4	1.000	0	13
9/30	at Arizona	1	0	0	.000	0	0	2	2	1.000	0	2
10/7	SEATTLE	1	0	0	.000	0	0	3	3	1.000	0	3
10/21	at Denver	1	0	1	.000	0	0	4	4	1.000	0	4
10/28	at Cincinnati	1	1	1	1.000	40	0	3	3	1.000	0	6
11/5	BALTIMORE	1	1	1	1.000	22	0	5	5	1.000	0	8
11/11	CLEVELAND	1	3	3	1.000	35	0	2	2	1.000	0	11
11/18	at New York Jets	1	3	3	1.000	48	0	1	1	1.000	0	10
11/26	MIAMI	1	1	2	.500	24	0	0	0	.000	0	3
12/2	CINCINNATI	1	1	1	1.000	21	0	3	3	1.000	0	6
12/9	at New England	1	2	2	1.000	44	0	1	1	1.000	0	7
12/16	JACKSONVILLE	1	0	0	.000	0	0	2	2	1.000	0	2
12/20	at St. Louis	1	2	2	1.000	29	0	5	5	1.000	0	11
12/30	at Baltimore	1	0	0	.000	0	0	3	3	1.000	0	3
SEASON TOTALS		16	23	25	.920	49	0	44	44	1.000	0	113

POSTSEASON

1/5	JACKSONVILLE	1	1	1	.000	28	0	2	2	1.000	0	5
POSTSEASON TOTALS		1	1	1	.000	28	0	2	2	1.000	0	5

FIELD GOALS

Date	Opponent	1-19	Pct	20-29	Pct	30-39	Pct	40-49	Pct	50+	Pct
9/9	at Cleveland	0-0	.000	1-1	1.000	1-1	1.000	0-0	.000	0-0	.000
9/16	BUFFALO	0-0	.000	1-1	1.000	3-3	1.000	0-0	.000	0-0	.000
9/23	SAN FRANCISCO	0-0	.000	0-0	.000	2-2	1.000	1-1	.000	0-0	.000
9/30	at Arizona	0-0	.000	0-0	.000	0-0	.000	0-0	.000	0-0	.000
10/7	SEATTLE	0-0	.000	0-0	.000	0-0	.000	0-0	.000	0-0	.000
10/21	at Denver	0-0	.000	0-0	.000	0-0	.000	0-0	.000	0-1	.000
10/28	at Cincinnati	0-0	.000	0-0	.000	0-0	.000	1-1	1.000	0-0	.000
11/5	BALTIMORE	0-0	.000	1-1	.000	0-0	.000	0-0	.000	0-0	.000
11/11	CLEVELAND	0-0	.000	1-1	1.000	2-2	1.000	0-0	.000	0-0	.000
11/18	at New York Jets	0-0	.000	0-0	.000	2-2	1.000	1-1	.000	0-0	.000
11/26	MIAMI	0-0	.000	1-1	1.000	0-0	.000	0-1	.000	0-0	.000
12/2	CINCINNATI	0-0	.000	1-1	1.000	0-0	.000	0-0	.000	0-0	.000
12/9	at New England	0-0	.000	1-1	1.000	0-0	.000	1-1	.000	0-0	.000
12/16	JACKSONVILLE	0-0	.000	0-0	.000	0-0	.000	0-0	.000	0-0	.000
12/20	at St. Louis	0-0	.000	2-2	.000	0-0	.000	0-0	.000	0-0	.000
12/30	at Baltimore	0-0	.000	0-0	.000	0-0	.000	0-0	.000	0-0	.000
SEASON TOTALS		0-0	.000	9-9	1.000	10-10	1.000	4-5	.800	0-1	.000

POSTSEASON

1/5	JACKSONVILLE	0/0	.000	1/1	.000	0/0	.000	0/0	.000	0/0	.000
POSTSEASON TOTALS		0/0	.000	1/1	.000	0/0	.000	0/0	.000	0/0	.000

Reed's 2006 Game-by-Game Statistics

SCORING

Date	Opponent	G	FG	FGA	Pct	Lg	Blk	XP	XPA	Pct	Blk	Pts
9/7	MIAMI	1	0	1	.000	—	0	4	4	1.000	0	4
9/18	at Jacksonville	1	0	0	.000	—	0	0	0	.000	0	0

2010 PLAYERS

Jeff Reed

Reed's 2006 Game-by-Game Statistics (Continued)

SCORING

Date	Opponent	G	FG	FGA	Pct	Lg	Bk	XP	XPA	Pct	Bk	Pts
9/24	CINCINNATI	1	2	3	.667	37	1	2	2	1.000	0	8
10/8	at San Diego	1	2	2	1.000	44	0	1	1	1.000	0	7
10/15	KANSAS CITY	1	1	2	.500	32	0	6	6	1.000	0	9
10/22	at Atlanta	1	1	1	1.000	28	0	5	5	1.000	0	8
10/29	at Oakland	1	2	2	1.000	39	0	1	1	1.000	0	7
11/5	DENVER	1	2	3	.667	46	0	2	2	1.000	0	8
11/12	NEW ORLEANS	1	1	2	.500	32	0	5	5	1.000	0	8
11/19	at Cleveland	1	1	1	1.000	43	0	3	3	1.000	0	6
11/26	at Baltimore	1	0	0	.000	—	0	0	0	.000	0	0
12/3	TAMPA BAY	1	2	3	.667	50	0	2	2	1.000	0	8
12/7	CLEVELAND	1	2	3	.667	28	1	3	3	1.000	0	9
12/17	at Carolina	1	3	3	1.000	45	0	4	4	1.000	0	13
12/24	BALTIMORE	1	0	0	.000	—	0	1	1	1.000	0	1
12/31	at Cincinnati	1	1	1	1.000	35	0	2	2	1.000	0	5
SEASON TOTALS		16	20	27	.741	50	2	41	41	1.000	0	101

FIELD GOALS

Date	Opponent	1-19	Pct	20-29	Pct	30-39	Pct	40-49	Pct	50+	Pct
9/7	MIAMI	0-0	.000	0-0	.000	0-0	.000	0-1	.000	0-0	.000
9/18	at Jacksonville	0-0	.000	0-0	.000	0-0	.000	0-0	.000	0-0	.000
9/24	CINCINNATI	0-0	.000	0-0	.000	2-2	1.000	0-1	.000	0-0	.000
10/8	at San Diego	0-0	.000	0-0	.000	1-1	1.000	1-1	1.000	0-0	.000
10/15	KANSAS CITY	0-0	.000	0-1	.000	1-1	1.000	0-0	.000	0-0	.000
10/22	at Atlanta	0-0	.000	1-1	1.000	0-0	.000	0-0	.000	0-0	.000
10/29	at Oakland	0-0	.000	1-1	1.000	1-1	1.000	0-0	.000	0-0	.000
11/5	DENVER	0-0	.000	1-1	1.000	0-0	.000	1-2	.500	0-0	.000
11/12	NEW ORLEANS	0-0	.000	0-0	.000	1-2	.500	0-0	.000	0-0	.000
11/19	at Cleveland	0-0	.000	0-0	.000	0-0	.000	1-1	1.000	0-0	.000
11/26	at Baltimore	0-0	.000	0-0	.000	0-0	.000	0-0	.000	0-0	.000
12/3	TAMPA BAY	0-0	.000	0-0	.000	1-2	.500	0-0	.000	1-1	1.000
12/7	CLEVELAND	0-0	.000	2-2	1.000	0-1	.000	0-0	.000	0-0	.000
12/17	at Carolina	1-1	1.000	1-1	1.000	0-0	.000	1-1	1.000	0-0	.000
12/24	BALTIMORE	0-0	.000	0-0	.000	0-0	.000	0-0	.000	0-0	.000
12/31	at Cincinnati	0-0	.000	0-0	.000	1-1	1.000	0-0	.000	0-0	.000
SEASON TOTALS		1-1	1.000	6-7	.857	8-11	.727	4-7	.571	1-1	1.000

Reed's 2005 Game-by-Game Statistics

SCORING

Date	Opponent	G	FG	FGA	Pct	Lg	Bk	XP	XPA	Pct	Bk	Pts
9/11	TENNESSEE	1	2	2	1.000	44	0	4	4	1.000	0	10
9/18	at Houston	1	2	2	1.000	37	0	3	3	1.000	0	9
9/25	NEW ENGLAND	1	2	3	.667	33	0	2	2	1.000	0	8
10/10	at San Diego	1	1	1	1.000	40	0	3	3	1.000	0	6
10/16	JACKSONVILLE	1	1	2	.500	29	0	2	2	1.000	0	5
10/23	at Cincinnati	1	2	2	1.000	39	0	3	3	1.000	0	9
10/31	BALTIMORE	1	2	2	1.000	42	0	2	2	1.000	0	8
11/6	at Green Bay	1	2	3	.667	32	1	2	2	1.000	0	8
11/13	CLEVELAND	1	2	3	.667	42	1	4	4	1.000	0	10
11/20	at Baltimore	1	2	2	1.000	44	0	1	1	1.000	0	7
11/28	at Indianapolis	1	0	1	.000	0	0	1	1	1.000	0	1
12/4	CINCINNATI	1	1	1	1.000	23	0	4	4	1.000	0	7
12/11	CHICAGO	1	0	0	.000	0	0	3	3	1.000	0	3
12/18	at Minnesota	1	3	3	1.000	41	0	1	1	1.000	0	10
12/24	at Cleveland	1	2	2	1.000	31	0	5	5	1.000	0	11
1/1	DETROIT	1	0	0	.000	0	0	5	5	1.000	0	5
SEASON TOTALS		16	24	29	.828	44	2	45	45	1.000	0	117

POSTSEASON

1/8	at Cincinnati	1	1	1	1.000	21	0	4	4	1.000	0	7
1/15	at Indianapolis	1	0	0	.000	0	0	3	3	1.000	0	3
1/22	at Denver	1	2	2	1.000	47	0	4	4	1.000	0	10
2/5	vs. Seattle	1	0	0	.000	0	0	3	3	1.000	0	3
POSTSEASON TOTALS		4	3	3	1.000	47	0	14	14	1.000	0	23



Jeff Reed

Reed's 2005 Game-by-Game Statistics (Continued)

FIELD GOALS

Date	Opponent	1-19	Pct	20-29	Pct	30-39	Pct	40-49	Pct	50+	Pct
9/11	TENNESSEE	0-0	.000	1-1	1.000	0-0	.000	1-1	1.000	0-0	.000
9/18	at Houston	0-0	.000	0-0	.000	2-2	1.000	0-0	.000	0-0	.000
9/25	NEW ENGLAND	0-0	.000	1-1	1.000	1-1	1.000	0-0	.000	0-1	.000
10/10	at San Diego	0-0	.000	0-0	.000	0-0	.000	1-1	1.000	0-0	.000
10/16	JACKSONVILLE	0-0	.000	1-1	1.000	0-0	.000	0-1	.000	0-0	.000
10/23	at Cincinnati	0-0	.000	1-1	1.000	1-1	1.000	0-0	.000	0-0	.000
10/31	BALTIMORE	0-0	.000	0-0	.000	1-1	1.000	1-1	1.000	0-0	.000
11/6	at Green Bay	0-0	.000	1-1	1.000	1-1	1.000	0-0	.000	0-1	.000
11/13	CLEVELAND	0-0	.000	0-0	.000	1-1	1.000	1-2	.500	0-0	.000
11/20	at Baltimore	0-0	.000	0-0	.000	1-1	1.000	1-1	1.000	0-0	.000
11/28	at Indianapolis	0-0	.000	0-0	.000	0-0	.000	0-1	.000	0-0	.000
12/4	CINCINNATI	0-0	.000	1-1	1.000	0-0	.000	0-0	.000	0-0	.000
12/11	CHICAGO	0-0	.000	0-0	.000	0-0	.000	0-0	.000	0-0	.000
12/18	at Minnesota	0-0	.000	2-2	1.000	0-0	.000	1-1	1.000	0-0	.000
12/24	at Cleveland	0-0	.000	1-1	1.000	1-1	1.000	0-0	.000	0-0	.000
1/1	DETROIT	0-0	.000	0-0	.000	0-0	.000	0-0	.000	0-0	.000
SEASON TOTALS		0-0	.000	9-9	1.000	9-9	1.000	6-9	.667	0-2	.000

POSTSEASON

1/8	at Cincinnati	0-0	.000	1-1	1.000	0-0	.000	0-0	.000	0-0	.000
1/15	at Indianapolis	0-0	.000	0-0	.000	0-0	.000	0-0	.000	0-0	.000
1/22	at Denver	0-0	.000	0-0	.000	0-0	.000	2-2	1.000	0-0	.000
2/5	vs. Seattle	0-0	.000	0-0	.000	0-0	.000	0-0	.000	0-0	.000
POSTSEASON TOTALS		0-0	.000	1-1	1.000	0-0	.000	2-2	1.000	0-0	.000

Reed's 2004 Game-by-Game Statistics

SCORING

Date	Opponent	G	FG	FGA	Pct	Lg	Blk	XP	XPA	Pct	Blk	Pts
9/12	OAKLAND	1	1	1	1.000	42	0	3	3	1.000	0	6
9/19	at Baltimore	1	0	1	.000	0	0	1	1	1.000	0	1
9/26	at Miami	1	2	4	.500	51	0	1	1	1.000	0	7
10/3	CINCINNATI	1	0	0	.000	0	0	4	4	1.000	0	4
10/10	CLEVELAND	1	2	2	1.000	47	0	4	4	1.000	0	10
10/17	at Dallas	1	1	1	1.000	51	0	3	3	1.000	0	6
10/31	NEW ENGLAND	1	2	2	1.000	29	0	4	4	1.000	0	10
11/7	PHILADELPHIA	1	2	3	.667	42	0	3	3	1.000	0	9
11/14	at Cleveland	1	1	2	.500	20	0	3	3	1.000	0	6
11/21	at Cincinnati	1	1	1	1.000	32	0	2	2	1.000	0	5
11/28	WASHINGTON	1	3	3	1.000	36	0	1	1	1.000	0	10
12/5	at Jacksonville	1	1	1	1.000	37	0	2	2	1.000	0	5
12/12	NEW YORK JETS	1	1	1	1.000	34	0	2	2	1.000	0	5
12/18	at New York Giants	1	4	4	1.000	38	0	3	3	1.000	0	15
12/26	BALTIMORE	1	2	2	1.000	40	0	2	2	1.000	0	8
1/2	at Buffalo	1	5	5	1.000	37	0	2	2	1.000	0	17
SEASON TOTALS		16	28	33	.848	51	0	40	40	1.000	0	124

POSTSEASON

1/15	NEW YORK JETS	1	2	2	1.000	45	0	2	2	1.000	0	8
1/23	NEW ENGLAND	1	2	2	1.000	43	0	3	3	1.000	0	9
POSTSEASON TOTALS		2	4	4	1.000	45	0	5	5	1.000	0	17

FIELD GOALS

Date	Opponent	1-19	Pct	20-29	Pct	30-39	Pct	40-49	Pct	50+	Pct
9/12	OAKLAND	0-0	.000	0-0	.000	0-0	.000	1-1	1.000	0-0	.000
9/19	at Baltimore	0-0	.000	0-0	.000	0-0	.000	0-1	.000	0-0	.000
9/26	at Miami	0-0	.000	0-0	.000	0-0	.000	1-3	.333	1-1	1.000
10/3	CINCINNATI	0-0	.000	0-0	.000	0-0	.000	0-0	.000	0-0	.000
10/10	CLEVELAND	0-0	.000	1-1	1.000	0-0	.000	1-1	1.000	0-0	.000
10/17	at Dallas	0-0	.000	0-0	.000	0-0	.000	0-0	.000	1-1	1.000
10/31	NEW ENGLAND	1-1	1.000	1-1	1.000	0-0	.000	0-0	.000	0-0	.000
11/7	PHILADELPHIA	0-0	.000	0-0	.000	1-2	.500	1-1	1.000	0-0	.000
11/14	at Cleveland	0-0	.000	1-2	.500	0-0	.000	0-0	.000	0-0	.000
11/21	at Cincinnati	0-0	.000	0-0	.000	1-1	1.000	0-0	.000	0-0	.000
11/28	WASHINGTON	0-0	.000	0-0	.000	3-3	1.000	0-0	.000	0-0	.000
12/5	at Jacksonville	0-0	.000	0-0	.000	1-1	1.000	0-0	.000	0-0	.000

2010 PLAYERS

Jeff Reed

Reed's 2004 Game-by-Game Statistics (Continued)

FIELD GOALS

Date	Opponent	1-19	Pct	20-29	Pct	30-39	Pct	40-49	Pct	50+	Pct
12/12	NEW YORK JETS	0-0	.000	0-0	.000	1-1	1.000	0-0	.000	0-0	.000
12/18	at New York Giants	0-0	.000	2-2	1.000	2-2	1.000	0-0	.000	0-0	.000
12/26	BALTIMORE	0-0	.000	1-1	1.000	0-0	.000	1-1	1.000	0-0	.000
1/2	at Buffalo	0-0	.000	2-2	1.000	3-3	1.000	0-0	.000	0-0	.000
SEASON TOTALS		1-1	1.000	8-9	.889	12-13	.923	5-8	.625	2-2	1.000

POSTSEASON

1/15	NEW YORK JETS	0-0	.000	0-0	.000	1-1	1.000	1-1	1.000	0-0	.000
1/23	NEW ENGLAND	0-0	.000	1-1	1.000	0-0	.000	1-1	1.000	0-0	.000
POSTSEASON TOTALS		0-0	.000	1-1	1.000	1-1	1.000	2-2	1.000	0-0	.000

Reed's 2003 Game-by-Game Statistics

SCORING

Date	Opponent	G	FG	FGA	Pct	Lg	Blk	XP	XPA	Pct	Blk	Pts
9/7	BALTIMORE	1	2	2	1.000	31	0	4	4	1.000	0	10
9/14	at Kansas City	1	2	2	1.000	51	0	2	2	1.000	0	8
9/21	at Cincinnati	1	1	2	.500	33	0	2	2	1.000	0	5
9/28	TENNESSEE	1	2	3	.667	26	0	1	1	1.000	0	7
10/5	CLEVELAND	1	2	2	1.000	37	0	1	1	1.000	0	7
10/12	at Denver	1	2	2	1.000	26	0	0	0	.000	0	6
10/26	ST. LOUIS	1	0	0	.000	0	0	3	3	1.000	0	3
11/2	at Seattle	1	3	3	1.000	49	0	1	1	1.000	0	10
11/9	ARIZONA	1	0	1	.000	0	0	4	4	1.000	0	4
11/17	at San Francisco	1	0	1	.000	0	0	2	2	1.000	0	2
11/23	at Cleveland	1	2	3	.667	46	0	1	1	1.000	0	7
11/30	CINCINNATI	1	2	2	1.000	39	0	2	2	1.000	0	8
12/7	OAKLAND	1	2	4	.500	44	0	3	3	1.000	0	9
12/14	at New York Jets	1	0	2	.000	0	0	0	0	1.000	0	0
12/21	SAN DIEGO	1	2	2	1.000	47	0	4	5	.800	0	10
12/28	at Baltimore	1	1	1	1.000	42	0	1	1	1.000	0	4
SEASON TOTALS		16	23	32	.719	51	0	31	32	.969	0	100

FIELD GOALS

Date	Opponent	1-19	Pct	20-29	Pct	30-39	Pct	40-49	Pct	50+	Pct
9/7	BALTIMORE	0-0	.000	1-1	1.000	1-1	1.000	0-0	.000	0-0	.000
9/14	at Kansas City	0-0	.000	1-1	1.000	0-0	.000	0-0	.000	1-1	1.000
9/21	at Cincinnati	0-0	.000	0-1	.000	1-1	1.000	0-0	.000	0-0	.000
9/28	TENNESSEE	0-0	.000	2-2	1.000	0-1	.000	0-0	.000	0-0	.000
10/5	CLEVELAND	0-0	.000	0-0	.000	2-2	1.000	0-0	.000	0-0	.000
10/12	at Denver	0-0	.000	2-2	1.000	0-0	.000	0-0	.000	0-0	.000
10/26	ST. LOUIS	0-0	.000	0-0	.000	0-0	.000	0-0	.000	0-0	.000
11/2	at Seattle	0-0	.000	1-1	1.000	1-1	1.000	1-1	1.000	0-0	.000
11/9	ARIZONA	0-0	.000	0-1	.000	0-0	.000	0-0	.000	0-0	.000
11/17	at San Francisco	0-0	.000	0-0	.000	0-0	.000	0-1	.000	0-0	.000
11/23	at Cleveland	0-0	.000	1-1	1.000	0-0	.000	1-2	.500	0-0	.000
11/30	CINCINNATI	0-0	.000	1-1	1.000	1-1	1.000	0-0	.000	0-0	.000
12/7	OAKLAND	0-0	.000	0-0	.000	0-0	.000	2-4	.500	0-0	.000
12/14	at New York Jets	0-0	.000	0-1	.000	0-0	.000	0-1	.000	0-0	.000
12/21	SAN DIEGO	0-0	.000	0-0	.000	0-0	.000	2-2	1.000	0-0	.000
12/28	at Baltimore	0-0	.000	0-0	.000	0-0	.000	1-1	1.000	0-0	.000
SEASON TOTALS		0-0	.000	9-12	.750	6-7	.857	7-12	.583	1-1	1.000

Reed's 2002 Game-by-Game Statistics

SCORING

Date	Opponent	G	FG	FGA	Pct	Lg	Blk	XP	XPA	Pct	Blk	Pts
SIGNED NOV. 20												
11/24	CINCINNATI	1	3	4	.750	45	0	2	3	.667	0	11
12/1	at Jacksonville	1	6	6	1.000	50	0	1	1	1.000	0	19
12/8	HOUSTON	1	2	3	.667	40	0	0	0	.000	0	6
12/15	CAROLINA	1	3	3	1.000	41	0	3	3	1.000	0	12
12/23	at Tampa Bay	1	1	1	1.000	26	0	2	2	1.000	0	5
12/29	BALTIMORE	1	2	2	1.000	48	0	2	2	1.000	0	8
SEASON TOTALS		6	17	19	.895	50	0	10	11	.909	0	61



Reed's 2002 Game-by-Game Statistics (Continued)

SCORING

Date	Opponent	G	FG	FGA	Pct	Lg	Blk	XP	XPA	Pct	Blk	Pts
1/5	CLEVELAND	1	0	1	.000	0	0	4	4	1.000	0	4
1/11	at Tennessee	1	3	4	.750	40	0	2	2	1.000	0	11
POSTSEASON TOTALS		2	3	5	.600	40	0	6	6	1.000	0	15

FIELD GOALS

SIGNED NOV. 20

11/24	CINCINNATI	0-0	.000	0-0	.000	1-1	1.000	2-2	1.000	0-1	.000
12/1	at Jacksonville	0-0	.000	2-2	1.000	2-2	1.000	1-1	1.000	1-1	1.000
12/8	HOUSTON	0-0	.000	0-0	.000	1-1	1.000	1-2	.500	0-0	.000
12/15	CAROLINA	0-0	.000	1-1	1.000	1-1	1.000	1-1	1.000	0-0	.000
12/23	at Tampa Bay	0-0	.000	1-1	1.000	0-0	.000	0-0	.000	0-0	.000
12/29	BALTIMORE	0-0	.000	1-1	1.000	0-0	.000	1-1	1.000	0-0	.000
SEASON TOTALS		0-0	.000	5-5	1.000	5-5	1.000	6-7	.857	1-2	.500

POSTSEASON

1/5	CLEVELAND	0-0	.000	0-0	.000	0-0	.000	0-1	.000	0-0	.000
1/11	at Tennessee	0-0	.000	0-0	.000	2-2	1.000	1-2	.500	0-0	.000
POSTSEASON TOTALS		0-0	.000	0-0	.000	2-2	1.000	1-3	.333	0-0	.000

Reed's Career Statistics

REGULAR SEASON

SCORING

Year	Team	GP	FG	FGA	Pct	Lg	Blk	XP	XPA	Pct	Blk	Points
2002	Pittsburgh	6	17	19	.895	50	0	10	11	.909	0	61
2003	Pittsburgh	16	23	32	.719	51	0	31	32	.969	0	100
2004	Pittsburgh	16	28	33	.848	51	0	40	40	1.000	0	124
2005	Pittsburgh	16	24	29	.828	44	2	45	45	1.000	0	117
2006	Pittsburgh	16	20	27	.741	50	2	41	41	1.000	0	101
2007	Pittsburgh	16	23	25	.920	49	0	44	44	1.000	0	113
2008	Pittsburgh	16	27	31	.871	53	0	36	37	.973	0	117
2009	Pittsburgh	16	27	31	.871	46	0	41	41	1.000	0	122
NFL Totals		118	189	227	.833	53	4	288	292	.986	0	845

FIELD GOALS

Year	Team	1-19	Pct	20-29	Pct	30-39	Pct	40-49	Pct	50+	Pct
2002	Pittsburgh	0-0	.000	5-5	1.000	5-5	1.000	6-7	.857	1-2	.500
2003	Pittsburgh	0-0	.000	9-12	.750	6-7	.857	7-12	.583	1-1	1.000
2004	Pittsburgh	1-1	1.000	8-9	.889	12-13	.923	5-8	.625	2-2	1.000
2005	Pittsburgh	0-0	.000	9-9	1.000	9-9	1.000	6-9	.667	0-2	.000
2006	Pittsburgh	1-1	1.000	6-7	.857	8-11	.727	4-7	.571	1-1	1.000
2007	Pittsburgh	0-0	.000	9-9	1.000	10-10	1.000	4-5	.800	0-1	.000
2008	Pittsburgh	1-1	.000	9-9	1.000	8-9	.889	8-10	.800	1-2	.500
2009	Pittsburgh	1-1	1.000	7-7	1.000	15-16	.933	4-5	.800	0-2	.000
NFL Totals		4-4	1.000	62-67	.925	73-80	.913	44-63	.698	6-13	.461

Career Special Teams Tackles (14): 2 in '02, 1 in '03, 2 in '04, 1 in '05, 2 in '06, 2 in '07, 4 in '08 and 1 in '09.

Additional Statistics: Has converted 0-of-2 onside kick attempts: 0-0 in 2002, 0-0 in 2003, 0-0 in 2004, 0-2 in 2005.

POSTSEASON

SCORING

Year	Team	GP	FG	FGA	Pct	Lg	Blk	XP	XPA	Pct	Blk	Points
2002	Pittsburgh	2	3	5	.600	40	0	6	6	1.000	0	15
2004	Pittsburgh	2	4	4	1.000	45	0	5	5	1.000	0	17
2005	Pittsburgh	4	3	3	1.000	47	0	14	14	1.000	0	23
2007	Pittsburgh	1	1	1	.000	28	0	2	2	1.000	0	5
2008	Pittsburgh	3	5	5	1.000	46	0	10	10	1.000	0	25
NFL Totals		12	16	18	.889	47	0	37	37	1.000	0	85

FIELD GOALS

Year	Team	1-19	Pct	20-29	Pct	30-39	Pct	40-49	Pct	50+	Pct
2002	Pittsburgh	0-0	.000	0-0	.000	2-2	1.000	1-3	.333	0-0	.000
2004	Pittsburgh	0-0	.000	1-1	1.000	1-1	1.000	2-2	1.000	0-0	.000
2005	Pittsburgh	0-0	.000	1-1	1.000	0-0	.000	2-2	1.000	0-0	.000
2007	Pittsburgh	0-0	.000	1-1	.000	0-0	.000	0-0	.000	0-0	.000
2008	Pittsburgh	1-1	1.000	1-1	1.000	1-1	1.000	2-2	1.000	0-0	.000
NFL Totals		1-1	1.000	4-4	1.000	4-4	1.000	7-9	.778	0-0	.000

Ben Roethlisberger QB

HEIGHT — 6-5
WEIGHT — 241
COLLEGE — Miami (Ohio)
BIRTHDATE — March 2, 1982

BIRTHPLACE — Corey Rawson, Ohio
HOW ACQUIRED — D1'04 (#11)
NFL EXPERIENCE — 7th Year



PRO

(87-86/10-10): Signed an eight-year contract during the 2008 offseason to keep him with the team through 2015...is a big, athletic quarterback with a strong arm...has quickly evolved into one of the NFL's most consistent quarterbacks as he owns a 91.7 career passer rating, the best in Steelers' history...has guided the team to two Super Bowl victories (XL, XLIII) becoming the second-youngest QB to win his second Super Bowl (Tom Brady)...helped the Steelers become the first team to win three road playoff games and the Super Bowl in 2005...became the youngest starting quarterback to win a Super Bowl at just 23 years old...has compiled an impressive 60-26 (.698) record as a starter in the regular season and an 8-2 (.800) mark in the postseason...became the fifth QB since the NFL merger (1970) to lead his team to the conference title in three of his first five seasons (Roger Staubach, Bernie Kosar, Tom Brady, Donovan McNabb)...his 51 wins in his first five seasons are the most by a QB in league history, surpassing such QBs as Otto Graham, Dan Marino, Tom Brady and John Elway...has engineered 22 career fourth-quarter (and overtime) come-from-behind victories in his first six seasons...was the Steelers' first-round selection (11th overall) in the 2004 NFL Draft...was the Steelers first QB taken in the first round since Mark Malone in 1980...led the team to an NFL rookie record of 13 straight victories and the AFC Championship Game...earned his first Pro Bowl selection following the 2007 season after breaking the team's single-season passing touchdowns mark (32) and passer-rating mark (104.1).

2009 (15-15): Broke the single-season passing record, the single-season completions record and the record for most 300-yard passing games with five...broke the single-game passing record with 503 yards...the 503 yards were the 10th highest total in league history...also set the Steelers record for highest completion percentage in a single-season...threw 26 touchdowns and ran for two touchdowns...named AFC Offensive Player of the Week for his week 15 performance...missed one game due to head injury...**9/10 vs. Tennessee:** Made his 17th consecutive start at QB...completed 33-of-43 passes (76.7 pct.) for 363 yards with one touchdown and two interceptions for a

passer rating of 89.6...rushed once for three yards...was the eighth 300-yard passing performance of his career and his second straight versus Tennessee...posted his 18th career come-from-behind victory...improved to 16-5 in the regular season in games decided by six points or less...his 363 passing yards are the most for a Steeler in a season opener (since 1970), surpassing Terry Bradshaw's 319 passing yards against Kansas City on Sept. 6, 1981...became just the second QB in team history to reach 15,000 passing yards (15,337)...moved into second place on the team's all-time list for pass completions (1,222) ahead of Kordell Stewart (1,190)...**9/20 at Chicago:** Made his 18th consecutive start at QB...completed 23-of-35 passes (65.7 pct.) for 221 yards with one touchdown and one interception...rushed three times for six yards (2.0 avg.) with one touchdown...threw a one-yard touchdown pass to TE Matt Spaeth on the first drive of the game...ran for a two-yard touchdown in the third quarter, his 11th career rushing touchdown in the regular season...**9/27 at Cincinnati:** Made his 19th consecutive start at QB...completed 22-of-31 passes (71.0 pct.) for 276 yards with one touchdown and one interception for a passer rating of 95.6...rushed twice for three yards (1.5 avg.) with one touchdown...was his 12th career rushing touchdown and his second in as many games...connected with Willie Parker for a 27-yard touchdown in the first quarter...**10/4 vs. San Diego:** Made his 20th consecutive start at QB...completed 26 of 33 passes (79 pct.) for 333 yards with two touchdowns for a passer rating of 128.9...rushed four times for three yards...marked as the ninth time Roethlisberger surpassed 300 yards passing in his career...**10/11 at Detroit:** Made his 21st consecutive start at QB...completed 23-of-30 passes (76.6 avg.) for 277 yards with three touchdowns with one interception for a passer rating of 123.9...**10/18 vs. Cleveland:** Made his 22nd consecutive start at QB...completed 23-of-35 passes (65.7 avg.) for 417 yards with two touchdowns and one interception for a passer rating of 113.6...marked as his second highest career passing yardage total behind 433 vs. Denver on Nov. 5, 2006...**10/25 vs. Minnesota:** Made his 23rd consecutive start at QB...completed 14-of-26 passes (53.8 avg.) for 175 yards with one touchdown for a passer rating of

**Ben Roethlisberger**

87.8...threw one touchdown to WR Mike Wallace for 40 yards...**11/9 at Denver:** Made his 24th consecutive start at QB...completed 21-of-29 passes (72.4 avg.) for 233 yards with three touchdowns for a passer rating of 116.0...threw two touchdowns to WR Hines Ward...threw one touchdown to WR Mike Wallace for 25 yards...marked as his 32nd career game with a 100-plus passer rating game breaking the record previously held by Hall of Fame QB Terry Bradshaw...**11/15 vs. Cincinnati:** Made his 25th consecutive start at QB...completed 20-of-40 passes (50.0 pct.) for 174 yards...rushed twice for 16 yards (8.0 avg.) with a long of 15...**11/22 at Kansas City:** Made his 26th consecutive start at QB...completed 32-of-42 passes for 398 yards (76.2 avg.) with three touchdowns for a passer rating of 109.0...left the game due to a head injury late in overtime...posted his club-record 11th 300-yard passing game of his career and fourth of the season...**11/29 at Baltimore:** Was inactive due to a head injury...**12/6 vs. Oakland:** Made his 11th start of the season after returning from a head injury...completed 18-of-24 passes (75.0 pct.) for 278 yards with two touchdowns...extended his club record with his 34th career 100-plus passer rating game...surpassed 3,000 yards for the fourth straight season, the most in team history...**12/10 at Cleveland:** Made his 12th start of the season at QB...completed 18-of-32 passes (56.3 pct.) for 201 yards with a long of 24 for a QB passer rating of 75.1...**12/20 vs. Green Bay:** Made his 13th start of the season at QB...completed 29-of-46 passes (63.0 pct.) for a career-high and club-record of 503 yards along with three touchdowns...joined Pro Hall of Famers Y.A. Tittle and Warren Moon as the only quarterbacks in the NFL to throw for at least 500 yards with three touchdowns and without an interception...has 3,849 passing yards on the season, eclipsing the team's single-season record of passing yards previously held by Hall of Famer Terry Bradshaw...broke the single-season completions mark by Tommy Maddox...is the 10th player in NFL history with 500 yards of passing...marked his fifth 300-yard passing game of the season, which is a team record...**12/27 vs. Baltimore:** Made his 14th start of the season at QB...completed 17-of-33 passes (51.5 pct.) for 259 yards with one touchdown...became the first quarterback in team history to eclipse the 4,000-yard passing mark in a single season...posted his second consecutive fourth quarter/overtime game-winning drive, giving him three for the season and 20 for his career in the regular season...**1/3 at Miami:** Made his 15th start of the season at QB...completed 18-of-27 passes (66.6 pct.) for 220 yards and three touchdowns for a passer rating of 128.6.

2008 (16-16/3-3): Started all 16 regular-season games for the first time in his career...completed 281-of-469 passes (59.9 pct.) for 3,301 yards with 17 touchdowns and 15 interceptions for a passer rating of 80.1...rushed 34 times for 101 yards (3.0 avg.) with two touchdowns...named AFC Offensive Player of the Week and FedEx Air Player of the Week after completing 26-of-41 passes (63.4 pct.) for 309 yards with three touchdowns and one interception in a Week 5 victory at Jacksonville...surpassed 1,000 career completions (1,189) during the October 19 win at Cincinnati...moved into second place on the team's all-time passing yardage list (14,974), passing Kordell Stewart (13,328) in Week 10 against the Colts...second-quarter touchdown pass to Antonio Holmes at Tennessee on December 21 was his 100th career touchdown pass...with 3,301 passing yards, became the first quarterback in franchise history to top 3,000 yards in three consecutive seasons...his 329 passing yards December 21 at Tennessee gave him his franchise-best seventh career 300-yard passing performance...with a win in the regular-season finale against Cleveland, improved to 51-20 (.718 pct.) as a starter, the most wins in NFL history by a quarterback in his first five seasons...started all three postseason games...his 65-yard touchdown pass to Holmes in the AFC Championship Game was his postseason career long...tossed the game-winning touchdown strike to Holmes with 35 seconds remaining in Super Bowl XLIII...joined Tom Brady as the only active quarterbacks with multiple Super Bowl wins...his eight playoff wins during his first five seasons trail only Brady (9) all-time...**9/7 vs. Houston:** Completed 13-of-14 passes for 137 yards with two touchdowns for a passer rating of 147.0...registered his 27th career 100-plus passer rating performance...his 92.9 completion percentage was the highest single-game mark of his career...has now thrown for multiple touchdowns in three straight games dating back to last season and has thrown at least one touchdown in five straight games dating back to last season...**9/14 at Cleveland:** Made his 57th career start at QB and finished 12-of-19 (63.2 pct.) for 186 yards with one touchdown and a passer rating of 113.0...was his 29th career 100-plus passer rating performance...had one rush for zero yards...**9/21 at Philadelphia:** Made his 58th career start at QB...finished 13-of-25 passing with 131 yards, one interception and a passer rating of 50.6...rushed four times for six yards (1.5 avg.)...became the 4th quarterback in team history (Terry Bradshaw, Kordell Stewart and Neil O'Donnell) to surpass 12,000 career passing yards (12,120)...**9/29 vs. Baltimore:** Made his 59th career start at QB...finished 14-

2010 PLAYERS

Ben Roethlisberger

of-24 for 191 yards with one touchdown and one interception for a passer rating of 80.4...rushed twice for three yards (1.5 avg.)...threw a 38-yard touchdown pass, his fourth of the season, to Antonio Holmes in the third quarter...**10/5 at Jacksonville:** Made his 60th career start at QB...finished 26-of-41 for 309 yards with a season-high three touchdowns and one interception for a passer rating of 100.6...hit Hines Ward for the game-winning touchdown pass with under two minutes remaining in the game...posted his first 300-yard passing game of the season and the fifth of his career, tying him for second on the team's all-time list with O'Donnell...had his 30th career game (including postseason) with a 100-plus passer rating...has 10 career games where he has thrown for at least three touchdowns...had two rushes for two yards (1.0 avg.)...owns a 43-17 (.717 pct.) career record as a starter...named AFC Offensive Player of the Week...**10/19 at Cincinnati:** Made his 61st consecutive start at QB...finished 17-for-28 (60.7 pct.) for 216 yards with two touchdowns and a passer rating 108.6...was his 31st career game with a passer rating of over 100, which is second in team history behind Terry Bradshaw's 37...was his fourth 100-plus passer rating performance of the season...surpassed 1,000 career completions (1,004) when he hit Heath Miller for a seven-yard gain in the third quarter...threw a 50-yard touchdown pass to Nate Washington in the fourth quarter...owns a 20-4 career record (including the postseason) against AFC North Division opponents and has won nine straight games against divisional foes as a starter...**10/26 vs. New York Giants:** Started his 62nd career game...completed 13-of-29 passes for 189 yards with one touchdown and four interceptions for a passer rating of 38.5...his 65-yard touchdown pass to Washington in the third quarter was a season long...with his 10-yard completion to Ward with 6:42 remaining in the third quarter, he surpassed O'Donnell for third place on the team's all-time passing list (13,025 yards)...four interceptions tied a career high first established on Oct. 29, 2006 at Oakland...rushed once for three yards...**11/3 at Washington:** Made his eighth consecutive start at QB...finished 5-of-17 for 50 yards with one interception and a passer rating of 15.1...had one rush for one yard and his first rushing touchdown of the season...improved to 10-4 as a starter in primetime games, including a 5-2 record on Monday Night Football...left the game at half-time with a shoulder injury...**11/9 vs. Indianapolis:** Made his ninth consecutive start at QB...finished 29-for-41 (70.7 pct.) for 280 yards with three interceptions and a passer rating of 60.0...had a long pass of 41 yards to Ward on a flea flicker in the second quarter, setting up a one-yard touchdown run by Mewelde Moore...moved

into second place on the team's all-time passing yardage list with 13,355 yards, passing Kordell Stewart (13,328)...**11/16 vs. San Diego:** Made his 10th consecutive start at QB...finished 31-for-41 (75.6 pct.) for 308 yards and a passer rating of 96.4...marked his sixth career 300-yard passing performance, which tied him with Tommy Maddox for second on the team's all-time list...was his second 300-yard passing game of the season...engineered his 15th career fourth-quarter come-from-behind victory in the regular-season and his third of 2008...was a perfect 6-for-6 for 62 yards on the game-winning drive...**11/20 vs. Cincinnati:** Made his 11th consecutive start at QB...finished 17-of-30 (56.7 pct.) for 243 yards passing with one touchdown and no interceptions for a passer rating of 94.2...had three rushes for 13 yards (4.3 avg.) with one rushing touchdown...hit TE Heath Miller for a three-yard touchdown pass in the second quarter...had an eight-yard touchdown run in the fourth quarter to cap the scoring...was his second rushing touchdown of the season and the 10th of his career...improved the Steelers' record to 10-0 in the regular season when Roethlisberger has a rushing touchdown...**11/30 at New England:** Made his 12th consecutive start at QB...finished 17-of-33 (51.5 pct.) for 179 yards with two touchdowns and one interception for a passer rating of 75.2...rushed three times for six yards (2.0 avg.) with a long of five yards...hit Holmes for a 19-yard touchdown pass late in the first half...tossed an 11-yard touchdown pass to Ward in the third quarter...improved to 48-19 (.716) as a starting quarterback, tying him with Otto Graham, Dan Marino and Tom Brady for the most wins in NFL history by a starting quarterback in his first five seasons in the league (since 1950)...surpassed 14,000 career passing yards (14,085)...**12/7 vs. Dallas:** Made his 13th consecutive start at QB...finished 17-of-33 for 204 yards with one touchdown for a passer rating of 80.9...tossed a game-tying, six-yard touchdown pass to Miller with just over two minutes remaining in the game...rushed five times for 17 yards (3.4 avg.) with a long of nine yards...was the 16th fourth-quarter come-from-behind victory of his career...improved to 49-19 (.721 pct.) all-time as a starting quarterback, breaking the NFL record for wins by a starting quarterback in his first five seasons in the NFL...**12/14 at Baltimore:** Played in his 70th career game and made his 14th consecutive start at QB...finished 22-of-40 for 246 yards with one touchdown and zero interceptions for a passer rating of 81.9...rushed four times for 21 yards (5.3 avg.)...engineered his 17th career regular-season, fourth-quarter come-from-behind victory with a 12-play drive that ended with a four-yard touchdown pass to Holmes with 43 seconds left in

**Ben Roethlisberger**

the game...was 7-for-11 for 89 yards and the touchdown on the game-winning drive...became the first quarterback in NFL history to win 50 games in his first five seasons (50-19, .725 pct.)...**12/21 at Tennessee:** Made his 70th career start...finished 25-for-39 for a season-high 329 yards passing with two touchdowns and two interceptions for a passer rating of 86.4...had three rushes for 14 yards (4.7 avg.) with a long of nine yards...hit Holmes for a 31-yard touchdown pass in the second quarter...had a 21-yard touchdown pass to Ward in the third quarter...surpassed 3,000 passing yards (3,191) for the third consecutive season, becoming the first quarterback in team history to accomplish that feat...his touchdown pass to Holmes was the 100th passing score of his career, making him the second quarterback in team history (Bradshaw) to eclipse that mark...his 329 yards marked the seventh 300-yard passing game of his career, breaking the team record of six, which he previously shared with Maddox...**12/28 vs. Cleveland:** Made his 16th consecutive start at QB...finished 9-of-14 for 110 yards with one interception for a passer rating of 58.6...left the game in the second quarter with a concussion...**AFC Divisional Game 1/11 vs. San Diego:** Started his eighth consecutive postseason game at QB...finished 17-of-26 for 181 yards passing with one touchdown for a passer rating of 98.4...tossed an eight-yard touchdown to Miller on the first drive of the third quarter...had a 25-yard punt on the first drive of the game, his third career punt...improved to 6-2 all-time as a starter in the postseason...**AFC Championship Game 1/18 vs. Baltimore:** Started his ninth consecutive postseason game at QB...finished 16-of-33 for 255 yards with one touchdown for a passer rating of 84.8...hit Holmes for a 65-yard touchdown in the second quarter, the longest pass in his postseason career...improved to 7-2 as a starter in the postseason...his seven postseason wins are the second-most playoff wins by a quarterback in the first five seasons of their career, surpassing Hall of Famer Troy Aikman (6) and trailing only Tom Brady (9)...**Super Bowl XLIII 2/1 vs. Arizona:** Started his 10th consecutive postseason game at QB...finished 21-of-30 for 256 yards with one touchdown and one interception for a passer rating of 93.2...tossed the game-winning six-yard touchdown pass to Holmes with 35 seconds left in regulation...rushed four times for two yards (0.5 avg.) with a long of four yards...joined Tom Brady as the only active quarterbacks with multiple Super Bowl wins...completed 5-of-7 passes for 84 yards on the game-winning drive...surpassed 2,000 career postseason passing yards (2,239)...his eight playoff wins during his first five seasons trail only Brady (9) all-time.

2007 (15-15/1-1): Started the first 15 games and the AFC Wild Card Game against Jacksonville...was inactive for the Week 17 loss at Baltimore...named to his first Pro Bowl...was FedEx Air Player of the Week in Weeks 9 and 16...named AFC Offensive Player of the Week in Weeks 10 and 16...completed 264-of-404 passes for 3,154 yards and a team-record 32 touchdown passes...passer rating of 104.1 was a team record and was second in the NFL behind Tom Brady...set a team record with touchdown passes in 15 straight games...with a 39-16 career record (.709 pct.), he ranks second behind Tom Brady in winning percentage among active quarterbacks...his 65.1% completion percentage was the second-best of both his career and in team history...tossed a career-high five touchdown passes in the Week 9 win over Baltimore...also had a perfect 158.3 passer rating in that game (second perfect passer rating of his career)...had his third career perfect passer rating and second of the season in the Week 16 win over St. Louis...broke the single-game completion percentage mark of 85.7% (18 of 21) in the Week 12 win over the Dolphins...tied a team record by passing for over 3,000 yards for the second consecutive year...set a career high and finished second in the league behind Vince Young with 204 rushing yards on 35 attempts (5.8 avg.)...ran for two touchdowns...his 30-yard touchdown run in a Week 10 win over Cleveland was a career-long...17 of his 35 rushes went for first downs...set postseason career highs with 29 completions, 42 attempts and 337 yards in the loss to Jacksonville...his 337 yards and 29 completions against the Jaguars were both the third highest marks in team postseason history...also threw two touchdown passes and three interceptions, which tied a playoff career high...**9/9 at Cleveland:** Completed 12-of-23 passes for 161 yards, with a then-career-high four TDs...finished the game with a passer rating of 114.3...posted his 19th regular-season 100+ passer rating game and extended his winning streak to the same in games where he accomplished that feat...his four touchdowns helped him surpass Jim Finks to become the fifth leading touchdown passer in Steelers' history...**9/16 vs. Buffalo:** Completed 21-of-34 passes for 242 yards, with two TDs...had a passer rating of 80.8...became the Steelers' 7th all-time passing leader, surpassing Mark Malone...also moved into sixth place on the all-time completions list in Steelers' history with 677...**9/23 vs. San Francisco:** Connected on 13-of-20 passes for 160 yards, with one TD...finished the game with a passer rating of 106.2...had his 20th regular-season 100+ passer rating and extended his winning streak to the same in games where he hit that mark...took sole possession of

Ben Roethlisberger

the fifth position on the Steelers' all-time career passing yardage list, with 9,082...tied Mark Malone for fifth place on the Steelers' all-time completions list with 690...his 1,109 passing attempts surpassed Tommy Maddox for eighth place on the Steelers' all-time passing attempts list...**9/30 at Arizona:** Started at QB and passed for 242 yards and two TDs...completed 17-of-32 passes (53.1%) and finished the day with a passer rating of 72.9...also rushed four times for 26 yards with a long of 16 yards late in the game...both of his TD passes were to Santonio Holmes with one being the 43-yard long late in the first quarter...his second TD strike of the day was a seven-yard pass, which came with 1:49 left in the game, bringing the Steelers within a touchdown of the Cardinals...took sole possession of the fifth position on the Steelers' all-time completions list with 707...also moved up to fifth on the Steelers' all-time passing yardage list (9,326), passing Bobby Layne...**10/7 vs. Seattle:** Made his 45th career start at QB and completed 18-of-22 passes for 206 yards (11.4 avg.) and one TD...finished the game with a passer rating of 120.8...passed Bobby Layne on the all-time passing attempts list with 1,163 career attempts...went 9-of-9 passing in the second half and connected on his last 13 passes of the game...**10/21 at Denver:** Registered his 46th career start and finished the day completing 24-of-35 of his passes for a season-high 290 yards (12.1 avg.) including a long of 40 yards...also tied his then-season and career-high with four TD passes...had a passer rating of 108.0...was the fourth time he finished a game with a passer rating over 100 in 2007...**10/28 at Cincinnati:** Started his 22nd game at QB...went 19-of-26 passing for 230 yards (12.1 avg.) including a 42-yard long to Holmes...also finished the day with two TD passes, both to Hines Ward...eclipsed 1,500 passing yards for the season (1,533) and 10,000 (10,052) career passing yards...had a passer rating of 109.5, giving him five games with a 100+ passer rating, matching his season totals from 2005 and 2006...also helped improve the Steelers' record to 24-1 in games where he has a passer rating over 100...**11/5 vs. Baltimore:** Finished 13-of-16 passing for 209 yards with a career-high five TD passes for a perfect passer rating of 158.3...it marked his second career perfect passer rating...his five TD passes tied a Monday Night Football record for most TD passes...has 72 career TD passes, which ranks second on the team's all-time list...hit TE Heath Miller on the team's second drive of the game to put Pittsburgh ahead 7-0...it marked the 13th consecutive game he has thrown at least one TD pass...connected with Holmes for a 15-yard TD pass in the first quarter...it was Roethlisberger's 69th career TD pass, moving him past Neil

O'Donnell for third place on the team's all-time list...moved into fourth place on the team's all-time completions list ahead of Bubba Brister (776), with 781 completions...moved into fourth place on the team's all-time passing yardage list ahead of Bubba Brister (10,104), with 10,261 career passing yards...**11/11 vs. Cleveland:** Played in his 50th career game, while making his 24th consecutive start at QB...finished 23-of-34 for 278 yards passing with two TDs and one interception (99.9 passer rating)...added 49 yards rushing on five attempts (9.8 avg.) with one rushing TD...had a career-long 30-yard TD run in the fourth quarter that gave Pittsburgh a 24-21 lead...extended his streak to 14 consecutive games with a passing TD...reached a career-high 22 TDs on the year, tying him for fourth on the Steeler's single-season TD list with Terry Bradshaw...led the team to a fourth-quarter, game-winning drive for the 10th time in his career and the first time this season...**11/18 at New York Jets:** Made his 50th career start at QB...finished the game 15-of-25 passing for 195 yards (13.0 avg.) with one TD pass and one interception (81.2 passer rating)...also had two rushes for five yards (2.5 avg.)...**11/26 vs. Miami:** Tallied his 26th consecutive start...finished 18-of-21 for 165 yards with no TDs and one interception (79.6 passer rating)...his 85.7 completion percentage broke the single-game record for the Steelers, previously held by Kordell Stewart (84.6%)...he completed 15 passes in a row at one point in the game, tying Bubba Brister's 1989 team record for consecutive completions...completed passes to eight different receivers...**12/2 vs. Cincinnati:** Made his 27th consecutive start at QB...finished 21-of-32 for 184 yards passing with two TDs and two interceptions (75.5 passer rating)...also had six rushes for 13 yards and a TD...had a six-yard TD run with 8:31 left in the second quarter to tie the game at 7-7, which marked his second rushing TD of the season and the eighth of his career...hit Ward for a two-yard TD pass late in the first half to give Pittsburgh a 17-7 halftime lead, which marked his career-best 24th TD pass of the year, tying him for third place on the team's single-season TD passing list with Terry Bradshaw, who accomplished the same feat in 1980...threw an eight-yard TD pass to Ward late in the third quarter, giving him a career-best 25 TDs on the season...**12/9 at New England:** Made his 28th consecutive start and finished 19-of-32 passing for 187 yards with one TD and no interceptions (86.3 passer rating)...hit RB Najeh Davenport for a 32-yard TD pass in the second quarter, giving him a career-best 26 passing TDs on the season, which tied him with Terry Bradshaw for second place on the team's single-season passing TD list...rushed for 24 yards (6.0 avg.)...moved into fifth place on

**Ben Roethlisberger**

the team's all-time passing attempts list (1,384) ahead of Jim Finks...**12/16 vs. Jacksonville:** Played in his 55th career game, while starting at QB...finished 15-of-32 for 142 yards with three TDs (90.9 passing rating)...completed passes to seven different receivers in the game...rushed two times for 15 yards (7.5 avg.), both of which resulted in a Steelers' first down...his three TD passes allowed him to surpass Terry Bradshaw for the most TD passes in a single season in team history with 29...**12/20 at St. Louis:** Made his 55th career and 30th consecutive start at QB...finished 16-of-20 for 261 yards with three TDs and no interceptions, which gave him his third perfect (158.3) passer rating of his career and tying Peyton Manning's NFL record for most games with a perfect passer rating...also had two rushes for 11 yards (5.5 avg.), including a long of nine yards...**12/30 at Baltimore:** Was inactive...**AFC Wild Card Game 1/5 vs. Jacksonville:** Made his seventh postseason start at QB...finished 29-of-42 for 337 yards passing with two TDs and three interceptions (79.2 pass rating)...his 29 completions, 42 attempts and 337 yards passing were all career highs in the postseason.

2006 (15-15): Started every game except the season opener (missed after having appendectomy)...broke the team single-game record for completions as he posted 38 against Denver...his 433 yards passing against Denver were the second-highest total in team history...finished the season with a career-best 3,513 passing yards with 18 touchdowns and 23 interceptions...**9/7 vs. Miami:** Was inactive following an emergency laparoscopic appendectomy earlier in the week...**9/18 at Jacksonville:** Started in his first game of the season just 15 days after undergoing surgery...completed 17-of-32 passes (53.1%) for 141 yards and a quarterback rating of 38.7...**9/24 vs. Cincinnati:** Completed 18-of-39 passes (46.2%) for 208 yards and a long of 36...**10/8 at San Diego:** Passed for 220 yards while completing 20-of-31 attempts...hit a long of 32 and recorded a 58.5 passer rating...**10/15 vs. Kansas City:** Completed 16-of-19 passes (84.2%) for 238 yards and two touchdowns...had a perfect passer rating (158.3) in the first half after completing 13-of-15 passes for 224 yards and two touchdowns...84.2 completion percentage would have ranked as the second highest single-game percentage in Steelers' history, but he came one attempt shy of the minimum 20 needed...hooked up with Nate Washington on a 47-yard touchdown strike, his first of the season...**10/22 at Atlanta:** Had an incredible start before leaving the game after suffering a blow to the head by Chauncey Davis...had completed 16-of-22 passes (72.7%) for 238 yards with three touchdowns and a 147.3 passer rating...passed

Ed Brown (5,821) for 10th place on the Steelers' all-time passing list with 6,051 career yards...passed Mike Tomczak (37) for ninth on the Steelers' all-time touchdown passes list...**10/29 at Oakland:** Recorded his third career 300-yard passing game, finishing with 301 yards on 25-of-37 pass attempts...threw one touchdown and recorded a 61.7 passer rating...rushed once for five yards...passed Ed Brown (736) for 10th place on the Steelers' all-time list with 743 career attempts...**11/5 vs. Denver:** Set new career highs in attempts (54), completions (38) and yards (433)...38 completions were a new Steelers' single-game high, surpassing Neil O'Donnell's 34 at Chicago (Nov. 5, 1995)...433 yards was the second-highest single-game total in Steelers' history (Tommy Maddox, 473, Nov. 10, 2002) and marked his first career 400-yard passing game...54 attempts marked the third highest in Steelers' history...scrambled to find Willie Parker in the end zone for a 15-yard touchdown strike...rushed three times for nine yards...tied Terry Bradshaw with four career 300-yard passing games for third on the Steelers' all-time list...**11/12 vs. New Orleans:** Completed 17-of-28 (60.7%) attempts for 264 yards (9.4-yards per attempt), three touchdowns, no interceptions and a 127.7 passer rating...connected on long touchdown passes to Hines Ward (37 yards) and Cedrick Wilson (38 yards)...hit Heath Miller for a two-yard strike off of a play-action pass...marked the third time this season with 100-plus quarterback rating...surpassed 2,000-yards passing for the third straight season...surpassed 7,000 career passing yards, becoming only the ninth quarterback to accomplish that feat for the Steelers...**11/19 at Cleveland:** Rallied the Steelers for 21 points, including two touchdown passes, in the fourth quarter to defeat Cleveland, 24-20...completed 25-of-44 passes for 272 yards, two touchdowns and a 61.9 passer rating...found Santonio Holmes for a 20-yard touchdown, and hit Parker for the game-winning score from four yards out...passed Tommy Maddox (7,139) for eighth place on the Steelers' all-time passing list with 7,321 yards...had a passer rating of 109.0 in the fourth quarter after completing 18-of-29 passes (62.1%) for 224 yards, two touchdowns and no interceptions to lead the team back from a 10-point deficit...**11/26 at Baltimore:** Completed 21-of-41 passes for 214 yards and a long of 27...also has 577 career completions, passing Bobby Layne (569) for eighth place on the Steelers' all-time list...**12/3 vs. Tampa Bay:** Completed 12-of-25 passes (48%) for 198 yards, two touchdowns and a 85.1 passer rating...connected on touchdown passes of two yards (Jerame Tuman) and 16 yards (Miller)...scrambled before finding Miller for the 16-yard score to give the Steelers a 17-0 lead in

2010 PLAYERS

Ben Roethlisberger

the fourth quarter...**12/7 vs. Cleveland:** Completed 11-of-21 passes (52%) for 225 yards, a touchdown and a 106.2 quarterback rating...hit Washington on a 49-yard touchdown to give Pittsburgh an early 7-0 lead...also rushed for a two-yard touchdown...**12/17 at Carolina:** Completed 10-of-17 passes for 125 yards (58.8%), one touchdown and a passer rating of 101.3...hit Najeh Davenport for a 13-yard touchdown (his 50th career touchdown pass)...had five rushes for 12 yards (2.4 avg.) and a long of eight...scored the game's first touchdown on a one-yard run...surpassed 3,000 yards passing on the season for the first time in his career...reached 3,077 yards on the season, passing Kordell Stewart (3,020, 1997) for sixth place in Steelers' single-season history...410 pass attempts passed Mike Tomczak (401, 1996) for 10th place in Steelers' single season-history...tied Mike Tomczak (973) for ninth place on the Steelers' all-time pass attempts list...246 pass completions tied Neil O'Donnell (1995) for sixth place in Steelers' single-season history...passed Tommy Maddox (603) on the Steelers' all-time completions list with 610...**12/24 vs. Baltimore:** Completed 15-of-31 passes for 156 yards and one touchdown, with a long of 31 yards...moved into fifth place on the Steelers' single-season passing yards list, passing Kordell Stewart (3,109, 2001)...surpassed 8,000 yards passing in his career...surpassed 1,000 pass attempts in his career...passed Mike Tomczak (973) for ninth place on the Steelers' all-time pass attempts list with 1,004...moved into fourth place on the Steelers' all-time single-season pass completion list with 261...**12/31 at Cincinnati:** Completed 19-of-28 passes for 280 yards, one touchdown and a 97.3 passer rating...hit Holmes on a game-winning 67-yard touchdown in overtime...passed Tommy Maddox (3,414, 2003) for second place on the Steelers' all-time single-season passing yardage list with 3,513...passed Kordell Stewart (458, 1998) for fourth place on the team's all-time single-season attempts list with 469...surpassed Neil O'Donnell (270, 1993) for second place on the Steelers' all-time single-season completions list with 280...surpassed Bobby Brister (51) for seventh place on the Steelers' all-time touchdown list...passed Bobby Brister (28) for wins by a Steelers' starting quarterback with 29.

2005 (12-12/4-4): Became the youngest starting quarterback in NFL history to win a Super Bowl (23 years old)...guided the Steelers to their first Super Bowl victory in 26 years...became the first quarterback in league history to lead his team to the conference championship game in each of his first two seasons...finished third in the regular season in passer rating with a 98.6 mark...had 17 touchdown passes to just nine interceptions...**9/11**

vs. Tennessee: Threw for a perfect (158.3) passer rating for the first time in his career and for the first time in the NFL since 2003 (Kansas City's Trent Green)...completed 9-of-11 passes for 218 yards and two TDs...11 pass attempts in a game were the fewest by a Steelers' team since Oct. 17, 1977, vs. Cincinnati...rushed three times for five yards...**9/18 at Houston:** Completed 14-of-21 passes for 254 yards, two TDs and a 139.8 passer rating...improved his record as a starter to 15-0 in the regular season...**9/25 vs. New England:** Suffered first career regular-season loss...gave a gutsy performance coming back from a shoulder injury to complete 12-of-28 passes for 216 yards and two touchdowns and a 93.8 passer rating...led the team on a late nine-play, 51-yard drive that ended when he connected with Hines Ward for a touchdown to tie the game at 20-20...**10/10 at San Diego:** Improved his record to 16-1 as a starter...completed 17-of-26 passes for 225 yards, one TD and a 105.4 passer rating...posted a passer rating of greater than 100.0 for the third time in four games...did not throw an interception for the fourth consecutive game...threw at least one TD pass in fourth consecutive game of the season and in his sixth consecutive game overall...had a long completion of 33 yards to Ward...injured his left knee late in the game and was replaced by Charlie Batch...**10/16 vs. Jacksonville:** Was inactive with a hyper-extended knee...**10/23 at Cincinnati:** Returned to action after missing the previous game with a hyper-extended knee...completed 9-of-14 passes for 93 yards and two touchdowns...threw his first interception of the season, snapping a streak of 94 consecutive attempts without an interception...finished with a passer rating of 93.2...**10/31 vs. Baltimore:** Finished 18-of-30 for 177 yards with two touchdowns and an interception (passer rating of 85.0)...marked the fifth time in six games in 2005 he threw for two touchdowns in a game...connected with TE Heath Miller for a pair of scores...his 30 pass attempts were the most in a game in his two seasons...he had been the first QB since Terry Hanratty to have gone 18 starts into his NFL career without ever throwing 30 passes in a game...engineered the drive that set up K. Jeff Reed's 37-yard game-winning field goal...**11/6 at Green Bay:** Missed the game following arthroscopic surgery for a torn meniscus in his right knee...**11/13 vs. Cleveland:** Was inactive with a knee injury...**11/20 at Baltimore:** Was inactive with a knee injury...**11/28 at Indianapolis:** Returned to action after missing three straight weeks with a knee injury...finished 17-of-26 for 133 yards with one touchdown and two interceptions...hit Ward for a 12-yard touchdown pass in the first quarter...also had 21 yards rushing on three carries...**12/4 vs. Cincinnati:** Set then-career highs in attempts (41),

**Ben Roethlisberger**

completions (29), yards (386) and touchdown passes (3)...had a long throw of 41 yards and a passer rating of 94.2...also threw three interceptions and was sacked twice...rushed once for two yards...hit Ward for touchdown passes of 20 and six yards...completed passes to nine different receivers...**12/11 vs. Chicago:** Completed 13-of-20 passes for 173 yards with a long of 45, one touchdown and a passer rating of 109.0...hit Ward for a 14-yard touchdown...**12/18 at Minnesota:** Completed 10-of-15 passes for 149 yards (9.9 yards per attempt) with a long of 50...had a passer rating of 99.0, marking the eighth time in his 10 games played that he finished with a rating in the 90s or above...ran six times for seven yards (1.2 avg.) with a long of nine...scored on a three-yard run by diving into the end zone for the game's only touchdown...**12/24 at Cleveland:** Completed 13-of-20 passes for 226 yards (11.3 yards-per-attempt) and a touchdown...had a long of 46 and had a passer rating of 120.0...connected for a seven-yard TD pass to Ward to give the Steelers an early 14-0 lead...improved his record as a starter to 21-3...**1/1 vs. Detroit:** Completed 7-of-16 passes for 135 yards with a long of 43...rushed three times for five yards (1.7 avg.), including a seven-yard touchdown run...improved his record to 22-3 as a starting quarterback...surpassed 5,000 passing yards in his career (5,006)...**AFC Wild Card Game 1/8 at Cincinnati:** Had the best playoff performance of his young career...completed 14-of-19 passes for 208 yards, three TDs and a 148.7 passer rating...did not throw an interception...three TDs set a new career high in the postseason...completed a 54-yard pass to Wilson for the longest postseason completion of his career...rushed four times for three yards...**AFC Divisional Game 1/15 at Indianapolis:** Improved to 3-1 in the postseason as a starting QB...completed 14-of-24 passes for 197 yards, with a long of 45...had two TD passes and a passer rating of 95.3...made a game-saving tackle on Nick Harper after he returned a fumble to the Colts' 42-yard line...**AFC Championship Game 1/22 at Denver:** Completed 21-of-29 passes for 275 yards, two TDs and a 124.9 passer rating...rushed three times for 12 yards and one TD...TD was his first career rushing TD in postseason...**Super Bowl XL 2/5 vs. Seattle:** Went 9-for-21 for 123 yards and a long of 37...scrambled and threw a 37-yard pass to Ward to the Seattle three-yard line on third-and-28...followed that by rushing for a one-yard touchdown to give the Steelers a 7-3 lead...also threw a key block on Antwaan Randle El's 43-yard TD strike to Ward...rushed seven times for 25 yards (3.6 avg.) with a long of 10...became the youngest starting quarterback in NFL history to win a Super Bowl.

2004 [14-13-2-2]: Was named the Associated Press NFL Offensive Rookie of the Year and *The Sporting News* Rookie of the Year...AFC Offensive Rookie of the Month for October...was selected as the 2004 Joe Greene Great Performance Award recipient, given to the Steelers rookie of the year and voted on by the Pittsburgh Chapter of the Pro Football Writers of America...broke Dan Marino's NFL records for a rookie quarterback for completion percentage (66.4) and passer rating (98.1)...became the first quarterback in NFL history to compile a 13-0 record during the regular season...**9/19 at Baltimore:** Made his Steelers' debut replacing the injured Tommy Maddox in the third quarter...led the Steelers to two TDs...completed 12-of-20 passes for 176 yards, two TDs and two interceptions for an 82.5 passer rating...**9/26 at Miami:** Faced very unusual circumstances in his first professional start...overcame the weather and poor field conditions to lead the Steelers on a game-clinching TD drive late in the fourth quarter...completed 12-of-22 passes (54.5 percent) for 163 yards and one TD with one interception...compiled a passer rating of 74.6...**10/3 vs. Cincinnati:** Was very effective in only his second start—first at Heinz Field—and led the team from behind once again in the fourth quarter...completed 17-of-25 passes for 174 yards and one TD without an interception...compiled an impressive 101.1 passer rating...**10/10 vs. Cleveland:** Led the team to a third consecutive victory...recovered from an early interception that was returned for a TD...completed 16-of-21 passes (76.2 percent) for 231 yards and one TD with one interception...compiled an impressive 107.4 passer rating...also ran for his first career TD, finishing with 13 yards on six carries and a long of nine yards...**10/17 at Dallas:** Rallyed the team from a 10-point, fourth-quarter deficit to raise his record as a starter to 4-0...was selected as the AFC Offensive Player of the Week for his performance...joined James Farrior (Defensive Player) as Steelers became first team since 1994 to have both an AFC offensive and defensive player of the week for the same week...completed 21-of-25 passes (84 percent) for 193 yards, two TDs and a 125.5 passer rating...his 84 percent completion percentage tied for the second highest single-game percentage in Steelers history (Kordell Stewart, 84.6 vs. Cincinnati 11/24/02)...also ran for eight yards on two carries...completed his final 11 passes for 88 yards to lead the Steelers on two TD drives...**10/31 vs. New England:** Produced another stellar performance against one of the most complex defenses in the NFL, snapping the Patriots NFL-record 18-game winning streak...registered a 126.4 quarterback rating by completing 18-of-24 passes (75 percent) for 196 yards and two TDs with-

2010 PLAYERS

Ben Roethlisberger

out an interception...also ran for three yards...**11/7 vs. Philadelphia:** Tied the NFL record (Mike Kruczek, 1976) for most wins to start a career with six...completed 11-of-18 passes for 183 yards with two TDs and an interception...threw his first interception in his last 98 attempts...also ran for 10 yards on six carries, including a long of 16 yards...**11/14 at Cleveland:** Set a new NFL record for most wins by a quarterback at the start of a career (7)...did not have one of his best statistical games but made pivotal plays with both his arm and legs...completed 10-of-16 passes (62.5 percent) for 134 yards and an interception for a 63.0 passer rating...marked first game without a TD pass since taking over as the starter...rushed for 38 yards on seven carries (5.4 avg.), including a long of 20 yards...**11/21 at Cincinnati:** Was sacked a season-high seven times but still managed to lead the team to an eighth straight win...compiled an impressive 104.9 passer rating...completed 15-of-21 passes for 138 yards and one TD...also ran for 16 yards on nine carries...**11/28 vs. Washington:** Completed 9-of-20 passes for 131 yards, his lowest output of the season...compiled a 66.9 passer rating without an interception for the fifth game...also gained four yards on six carries...**12/5 at Jacksonville:** Operated the offense with the utmost efficiency, compiling a near-perfect passer rating of 158.0 (158.3 is perfect)...completed 3-of-3 passes for 39 yards on the game-winning field-goal drive...finished the game by completing 14-of-17 passes (82.5 percent) for 221 yards and two TDs without an interception...also ran for 40 yards on three carries...**12/12 vs. New York Jets:** Had his poorest statistical performance of the season but responded at the end of the game when it counted...engineered a game-clinching scoring drive that was capped by Jerome Bettis' 12-yard TD run...connected with Lee Mays on a 46-yard pass that was a key play in the drive...completed just 9-of-19 passes (47.6 percent) for 144 yards with two interceptions...**12/18 at New York Giants:** Helped orchestrate another come-from-behind victory...completed 18-of-28 passes (64.3 percent) for 316 yards, the first 300-yard passing performance of his career...threw one TD with two interceptions, compiling an 84.8 passer rating...**12/26 vs. Baltimore:** Was outstanding again before leaving the game late in the third quarter when he injured his ribs on the Steelers' final TD drive...completed 73.7 percent of his passes (14-for-19) for 221 yards and two TDs with one interception...produced a 125.1 passer rating...**AFC Divisional Game 1/15 vs. New York Jets:** Made his first postseason appearance...did not have his best day but led the Steelers on a game-winning field goal scoring drive in overtime...completed 17-of-30 passes for 181 yards and one TD with two in-

terceptions...also ran four times for 30 yards, including a long of 20...compiled a 57.8 passer rating...**AFC Championship Game 1/23 vs. New England:** Completed 14-of-24 passes (58.3 percent) for 226 yards and two TDs with three interceptions, one of which was returned 87 yards for a touchdown...compiled a 78.1 passer rating...also rushed for 45 yards on five carries, including a long of 13 yards.

COLLEGE

Was a three-year starter at Miami (Ohio)...re-wrote virtually every school passing record in just 38 games...completed 854-of-1,304 passes (65.5%) for 10,829 yards, 84 touchdowns and 34 interceptions...set another RedHawks' career record with 11,075 yards in total offense...became only the third player in Mid-American Conference history to throw for over 3,000 yards in three seasons and was the 10th passer in conference annals to throw for over 10,000 yards in a career...became only the eighth player in school history to earn All-American honors...could also handle punting chores, kicking 24 times for 963 yards (40.1 avg.), with 17 attempts downed inside the 20-yard line...majored in physical education. **2003:** Was an All-American first-team selection by The NFL Draft Report, earning third-team honors from the Associated Press...was a semifinalist for the Davey O'Brien Award, given to the nation's top passer...earned All-Mid American Conference first-team honors and named the conference's Most Valuable Player and Offensive Player of the Year...guided the team to its first bowl appearance since 1986 and its first postseason victory in 28 seasons...led an offense that established conference season records with 553 points scored and 7,016 yards in total offense...in 14 games, he completed 342-of-495 passes (69.1%) for 4,486 yards, 37 touchdowns and only 10 interceptions, breaking his own 2002 school season records (attempts, completions, yards, touchdowns)...gained 111 yards with three scores on 67 carries (1.7 avg.)...totaled 4,597 yards in offense, breaking his own 2001 record of 3,294 yards. **2002:** Earned All-American honorable mention honors and was an All-MAC second-team pick by The NFL Draft Report, adding second-team All-MAC honors from the league's media...completed 271-of-428 passes (63.3%) for 3,238 yards and 22 touchdowns...scored once on 82 carries...also had 11 punts for 482 yards (43.8 avg.), with nine kicks downed inside the 20-yard line. **2001:** Was the nation's premier first-year quarterback, earning first-team Football Writer's Association of America Freshman All-America honors...was the first RedHawk to earn MAC Freshman of the Year since Deland McCullough

**Ben Roethlisberger**

in 1992...named second-team All-MAC...was the first freshman in the program's history to be nominated for the MAC's Vern Smith MVP award...ranked second in the conference in passing yards (258.8 ypg.), total offense (274.5 ypg.), pass efficiency (146.5) and touchdowns (25)...re-wrote the Miami single-season record book for passing yards (3,105), completions (241), touchdown passes (25), completion percentage (66.3) and total offense (3,294)...his passing yards, touchdown passes and total offense were tops in the nation among freshman signal-callers...set MAC freshman records for passing yards and touchdown passes...threw touchdown passes in his first nine collegiate games after starting just 12 games in high school at quarterback...earned MAC Eastern Division Offensive Player of the Week against Cincinnati, Buffalo and Akron...named *USA Today* MAC Player of the Week three times. **2000:** Redshirted.

PERSONAL

Attended Findlay (Ohio) High... started at quarterback for varsity only as a senior...played wide receiver for varsity as a junior...played quarterback for junior varsity team as a freshman and sophomore...earned Ohio's Division I Offensive Player of the Year as a senior in 1999...was runner-up for 1999 Mr. Football honors in Ohio...set state records by throwing for 4,041 yards and 54 touchdowns during his senior campaign and also ran for seven scores... named League, District and *Toledo Blade* Player of the Year...helped the team compile a 23-9 record, which included two league championships and a state playoff appearance...played in Ohio North-South and Ohio-Pennsylvania Big 33 All-Star games...was an All-League and All-District performer in baseball and basketball...was a team captain in all three sports...son of Ken and Brenda Roethlisberger...sister (Carlee) is a basketball player at Oklahoma...Full name: Ben Roethlisberger.

Roethlisberger's 2009 Game-by-Game Statistics

Date	Opponent	GP	GS	Att	Cmp	Pct	Yds	Att	TD	Int	Lg	Sack/Lost	Rtg
9/10	TENNESSEE	1	1	43	33	76.7	363	8.4	1	2	34t	4/42	89.6
9/20	at Chicago	1	1	35	23	65.7	221	6.3	1	1	24	2/18	80.8
9/27	at Cincinnati	1	1	31	22	71.0	276	8.9	1	1	51	1/5	95.6
10/4	SAN DIEGO	1	1	33	26	79.0	333	10.1	2	0	35	3/19	128.9
10/11	at Detroit	1	1	30	23	76.6	277	9.2	3	1	47t	3/15	123.9
10/18	CLEVELAND	1	1	35	23	65.7	417	11.9	2	1	52t	3/14	113.6
10/25	MINNESOTA	1	1	26	14	53.8	175	6.7	1	0	45	4/23	87.8
11/9	at Denver	1	1	29	21	72.4	233	8.0	3	1	35	3/31	116.0
11/15	CINCINNATI	1	1	40	20	50.0	174	4.4	0	1	21	4/28	51.5
11/22	at Kansas City	1	1	42	32	76.2	398	9.5	3	2	41	2/13	109.0
11/29	at Baltimore												
12/6	OAKLAND	1	1	24	18	75.0	278	11.6	2	1	57	1/9	123.3
12/10	at Cleveland	1	1	32	18	56.3	201	6.3	0	0	24	8/60	75.1
12/20	GREEN BAY	1	1	46	29	63.0	503	10.9	3	0	60t	5/31	121.9
12/27	BALTIMORE	1	1	33	33	51.5	259	7.8	1	1	45	4/21	75.2
1/3	at Miami	1	1	27	18	66.6	220	8.1	3	0	54t	3/19	128.6
SEASON TOTALS													
		15	15	506	337	66.6	4328	8.6	26	12	60t	50/348	100.5

Roethlisberger's 2008 Game-by-Game Statistics

Date	Opponent	GP	GS	Att	Cmp	Pct	Yds	Att	TD	Int	Lg	Sack/Lost	Rtg
9/7	HOUSTON	1	1	14	13	92.9	137	9.8	2	0	29	2/15	147.0
9/14	at Cleveland	1	1	20	13	65.0	179	9.0	1	0	48	2/15	110.2
9/21	at Philadelphia	1	1	25	13	52.0	131	5.2	0	1	16	8/35	50.6
9/29	BALTIMORE	1	1	24	14	58.3	191	8.0	1	1	49	3/23	80.4
10/5	at Jacksonville	1	1	41	26	63.4	309	7.5	3	1	48t	3/23	100.6
10/19	at Cincinnati	1	1	28	17	60.7	216	7.7	2	0	50t	0/0	108.6
10/26	NEW YORK GIANTS	1	1	29	13	44.8	189	6.5	1	4	65t	5/35	38.5
11/3	at Washington	1	1	17	5	29.4	50	2.9	0	1	14	3/6	15.1
11/9	INDIANAPOLIS	1	1	41	29	70.7	280	6.8	0	3	41	2/13	59.0
11/16	SAN DIEGO	1	1	41	31	75.6	308	7.5	0	0	30	4/22	96.4
11/20	CINCINNATI	1	1	30	17	56.7	243	8.1	1	0	37	0/0	94.2
11/30	at New England	1	1	33	17	51.5	179	5.4	2	1	21	1/7	75.2
12/7	DALLAS	1	1	33	17	51.5	204	6.2	1	0	47	5/36	80.9
12/14	at Baltimore	1	1	40	22	55.0	246	6.2	1	0	30	3/26	81.9
12/21	at Tennessee	1	1	39	25	64.1	329	8.4	2	2	31	5/28	86.4
12/28	CLEVELAND	1	1	14	9	64.3	110	7.9	0	1	24	0/0	58.6
SEASON TOTALS													
		16	16	469	281	59.9	3301	7.0	17	15	65t	46/284	80.1

2010 PLAYERS

MEDIA INFORMATION

FOOTBALL STAFF

2010 PLAYERS

2009 IN REVIEW

STEELERS HISTORY

RECORDS

Ben Roethlisberger

Roethlisberger's 2008 Game-by-Game Statistics (Continued)

Date	Opponent	GP	GS	Att	Cmp	Pct	Yds	Att	TD	Int	Lg	Sack/Lost	Rtg
1/11	SAN DIEGO	1	1	26	17	65.4	181	7.0	1	0	41	1/4	98.4
1/18	BALTIMORE	1	1	33	16	48.5	255	7.7	1	0	65	4/32	84.8
2/1	vs. Arizona	1	1	30	21	70.0	256	8.5	1	1	40	2/22	93.2
POSTSEASON TOTALS		3	3	89	54	60.7	692	7.8	3	1	65	7/58	91.6

Roethlisberger's 2007 Game-by-Game Statistics

Date	Opponent	GP	GS	Att	Cmp	Pct	Yds	Att	TD	Int	Lg	Sack/Lost	Rtg
9/9	at Cleveland	1	1	23	12	52.2	161	7.0	4	0	40	1/2	114.3
9/16	BUFFALO	1	1	34	21	61.8	242	7.1	1	1	30	1/6	80.8
9/23	SAN FRANCISCO	1	1	20	13	65.0	160	8.0	1	0	29	2/15	106.2
9/30	at Arizona	1	1	32	17	53.1	244	7.6	2	2	43	4/39	72.9
10/7	SEATTLE	1	1	22	18	81.8	206	9.4	1	0	25	3/27	120.8
10/21	at Denver	1	1	35	24	68.6	290	8.3	4	2	40	4/30	108.0
10/28	at Cincinnati	1	1	26	19	73.1	230	8.9	2	1	42	1/0	109.5
11/5	BALTIMORE	1	1	16	13	81.3	209	13.0	5	0	45	3/22	158.3
11/11	CLEVELAND	1	1	34	23	67.6	278	8.1	2	1	22	4/36	99.9
11/18	at New York Jets	1	1	25	15	60.0	195	7.8	1	1	27	7/44	81.2
11/26	MIAMI	1	1	21	18	85.7	165	7.9	0	1	21	5/33	79.6
12/2	CINCINNATI	1	1	32	21	65.6	184	5.8	2	2	19	0/0	75.5
12/9	at New England	1	1	32	19	59.4	187	5.8	1	0	32	3/19	86.3
12/16	JACKSONVILLE	1	1	32	15	46.9	142	4.4	3	0	30	5/40	90.9
12/20	at St. Louis	1	1	20	16	80.0	261	13.1	3	0	83	4/34	158.3
12/30	at Baltimore						INACTIVE						
SEASON TOTALS		15	15	404	264	65.3	3,154	7.8	32	11	83	47/347	104.1

1/5	JACKSONVILLE	1	1	42	29	69.0	337	8.0	2	3	37	6/40	79.5
POSTSEASON TOTALS		1	1	42	29	69.0	337	8.0	2	3	37	6/40	79.5

Roethlisberger's 2006 Game-by-Game Statistics

Date	Opponent	GP	GS	Att	Cmp	Pct	Yds	Yds/Att	TD	Int	Lg	Sack/Lost	Rtg
9/7	MIAMI						INACTIVE						
9/18	at Jacksonville	1	1	32	17	53.1	141	4.4	0	2	18	2/14	38.7
9/24	CINCINNATI	1	1	39	18	46.2	208	5.3	0	3	36	3/13	30.7
10/8	at San Diego	1	1	31	20	64.5	220	7.1	0	2	32	5/23	58.5
10/15	KANSAS CITY	1	1	19	16	84.2	238	12.5	2	0	50	1/6	153.8
10/22	at Atlanta	1	1	22	16	72.7	238	10.8	3	0	36	3/15	147.3
10/29	at Oakland	1	1	37	25	67.6	301	8.1	1	4	49	5/30	61.7
11/5	DENVER	1	1	54	38	70.4	433	8.0	1	3	63	4/30	77.2
11/12	NEW ORLEANS	1	1	28	17	60.7	264	9.4	3	0	46	2/14	127.7
11/19	at Cleveland	1	1	44	25	56.8	272	6.2	2	3	23	2/11	61.9
11/26	at Baltimore	1	1	41	21	51.2	214	5.2	0	2	27	9/73	46.2
12/3	TAMPA BAY	1	1	25	12	48.0	198	7.9	2	1	36	1/7	85.1
12/7	CLEVELAND	1	1	21	11	52.0	225	10.7	1	0	49t	0/0	106.2
12/17	at Carolina	1	1	17	10	58.8	125	7.4	1	0	21	3/22	101.3
12/24	BALTIMORE	1	1	31	15	48.4	156	5.0	1	2	31	5/17	47.2
12/31	at Cincinnati	1	1	28	19	67.9	280	10.0	1	1	67t	1/5	97.3
SEASON TOTALS		15	15	469	280	59.7	3,513	7.5	18	23	67t	46/280	75.4

Roethlisberger's 2005 Game-by-Game Statistics

Date	Opponent	GP	GS	Att	Cmp	Pct	Yds	Yds/Att	TD	Int	Lg	Sack/Lost	Rtg
9/11	TENNESSEE	1	1	11	9	81.8	218	19.8	2	0	63t	0/0	158.3
9/18	at Houston	1	1	21	14	66.7	254	12.1	2	0	54	1/1	139.8
9/25	NEW ENGLAND	1	1	28	12	42.9	216	7.7	2	0	85t	4/26	93.8
10/10	at San Diego	1	1	26	17	65.4	225	8.7	1	0	33	3/18	105.4
10/16	JACKSONVILLE						INACTIVE						
10/23	at Cincinnati	1	1	14	9	64.3	93	6.6	2	1	21	1/10	93.2
10/31	BALTIMORE	1	1	30	18	60.0	177	5.9	2	1	23	2/17	85.0
11/6	at Green Bay						INACTIVE						
11/13	CLEVELAND						INACTIVE						
11/20	at Baltimore						INACTIVE						
11/28	at Indianapolis	1	1	26	17	65.4	133	5.1	1	2	35	3/22	58.7
12/4	CINCINNATI	1	1	41	29	70.7	386	9.4	3	3	41	2/7	94.2



Roethlisberger's 2005 Game-by-Game Statistics (Continued)

Date	Opponent	GP	GS	Att	Cmp	Pct	Yds	Att	TD	Int	Lg	Sack/Lost	Rtg
12/11	CHICAGO	1	1	20	13	65.0	173	8.7	1	0	45	0/0	109.0
12/18	at Minnesota	1	1	15	10	66.7	149	9.9	0	0	50	4/16	99.0
12/24	at Cleveland	1	1	20	13	65.0	226	11.3	1	0	46	2/9	120.0
1/1	DETROIT	1	1	16	7	43.8	135	8.4	0	2	43	1/3	34.1
SEASON TOTALS		12	12	268	168	62.7	2,385	8.9	17	9	85t	23/129	98.6

POSTSEASON

1/8	at Cincinnati	1	1	19	14	73.7	208	10.9	3	0	54	1/6	148.7
1/15	at Indianapolis	1	1	24	14	58.3	197	8.2	2	1	45	2/14	95.3
1/22	at Denver	1	1	29	21	72.4	275	9.5	2	0	30	2/7	124.9
2/5	vs. Seattle	1	1	21	9	42.9	123	5.9	0	2	37	1/8	22.6
POSTSEASON TOTALS		4	4	93	58	62.4	803	8.6	7	3	54	6/35	101.7

Roethlisberger's 2004 Game-by-Game Statistics

Date	Opponent	GP	GS	Att	Cmp	Pct	Yds	Yds/Att	TD	Int	Lg	Sack/Lost	Rtg
9/12	OAKLAND						DID NOT PLAY						
9/19	at Baltimore	1	0	20	12	60.0	176	8.8	2	2	58	2/16	82.5
9/26	at Miami	1	1	22	12	54.5	163	7.4	1	1	42	1/2	74.6
10/3	CINCINNATI	1	1	25	17	68.0	174	7.0	1	0	30	1/6	101.1
10/10	CLEVELAND	1	1	21	16	76.2	231	11.0	1	1	48	0/0	107.4
10/17	at Dallas	1	1	25	21	84.0	193	7.7	2	0	32	3/21	125.5
10/31	NEW ENGLAND	1	1	24	18	75.0	196	8.2	2	0	47t	0/0	126.4
11/7	PHILADELPHIA	1	1	18	11	61.1	183	10.2	2	1	47	2/15	109.3
11/14	at Cleveland	1	1	16	10	62.5	134	8.4	0	1	22	2/14	63.0
11/21	at Cincinnati	1	1	21	15	71.4	138	6.6	1	0	26	7/54	104.9
11/28	WASHINGTON	1	1	20	9	45.0	131	6.6	0	0	27	4/31	66.9
12/5	at Jacksonville	1	1	17	14	82.5	221	13.0	2	0	37t	3/25	158.0
12/12	NEW YORK JETS	1	1	19	9	47.6	144	7.6	0	2	46	2/12	33.6
12/18	at New York Giants	1	1	28	18	64.3	316	11.3	1	2	40	3/17	84.8
12/26	BALTIMORE	1	1	19	14	73.7	221	11.6	2	1	36t	0/0	125.1
1/2	at Buffalo						INACTIVE						
SEASON TOTALS		14	13	295	196	66.4	2,621	8.9	17	11	58	30/213	98.1

POSTSEASON

1/15	NEW YORK JETS	1	1	30	17	56.7	181	6.0	1	2	21	1/10	57.8
1/23	NEW ENGLAND	1	1	24	14	78.1	226	9.4	2	3	34	1/1	78.1
POSTSEASON TOTALS		2	2	54	31	61.3	407	7.5	3	5	34	2/11	61.3

Roethlisberger's Career Statistics

REGULAR SEASON

PASSING

Year	Team	GP	GS	Att	Comp	Pct	Yds	Yds/Att	TD	Int	Lg	Sk/Lost	Rating
2004	Pittsburgh	14	13	295	196	66.4	2,621	8.9	17	11	58	30/213	98.1
2005	Pittsburgh	12	12	268	168	62.7	2,385	8.9	17	9	85t	23/129	98.6
2006	Pittsburgh	15	15	469	280	59.7	3,513	7.5	18	23	67t	46/280	75.4
2007	Pittsburgh	15	15	404	264	65.3	3,154	7.8	32	11	83	47/347	104.1
2008	Pittsburgh	16	16	469	281	59.9	3,301	7.0	17	15	65t	46/284	80.1
2009	Pittsburgh	15	15	506	337	66.6	4,328	8.6	26	12	60t	50/348	100.5
NFL Totals		87	86	2,411	1,526	63.3	19,302	8.0	127	81	85t	241/1,601	91.7

Career Record as a Starter 60-26 (.698): 13-0 (1.000) in 2004, 9-3 (.750) in '05, 7-8 (.467) in '06, 10-5 (.667) in '07, 12-4 (.750) in '08 and 9-6 (.600) in '09.

Additional statistics: Fumbles-Lost (32-13) — 2-0 in 2004, 2-0 in 2005, 5-3 in 2006, 9-3 in 2007 and 14-7 in 2008; punted twice for 72 yards (36.0 avg.) and a long of 39. Dropped one punt inside the 20-yard line and the other was a touchback.

RUSHING

Year	Team	Att	Yds	Avg	Lg	TD
2004	Pittsburgh	56	144	2.6	20	1
2005	Pittsburgh	31	69	2.2	13	3
2006	Pittsburgh	32	98	3.1	20	2
2007	Pittsburgh	35	204	5.8	30t	2
2008	Pittsburgh	34	101	3.0	17	2
2009	Pittsburgh	40	82	2.1	15	2
NFL Totals		228	698	3.1	30t	12

Additional Statistics: Caught one pass for -7 yards at Cleveland on September 14, 2008.

2010 PLAYERS

Ben Roethlisberger

Roethlisberger's Career Statistics (Continued)

POSTSEASON

PASSING

Year	Team	GP	GS	Att	Comp	Pct	Yds	Yds/Att	TD	Int	Lg	Sk/Lost	Rating
2004	Pittsburgh	2	2	54	31	57.4	407	7.5	3	5	34	2/11	61.3
2005	Pittsburgh	4	4	93	58	62.4	803	8.6	7	3	54	6/35	101.7
2007	Pittsburgh	1	1	42	29	69.0	337	8.0	2	3	37	6/40	79.5
2008	Pittsburgh	3	3	89	54	60.7	692	7.8	3	1	65	7/58	91.6
NFL Totals		10	10	278	172	61.9	2239	8.1	15	12	65	21/144	87.2

Career Record as a Starter 8-2 (.800): 1-1 (.500) in 2004, 4-0 (1.000) in '05, 0-1 (.000) in '07 and 3-0 (1.000) in '08.

RUSHING

Year	Team	Att	Yds	Avg	Lg	TD
2004	Pittsburgh	9	75	8.3	20	0
2005	Pittsburgh	19	37	1.9	10	2
2007	Pittsburgh	4	13	3.3	6	0
2008	Pittsburgh	6	0	0.0	4	0
NFL Totals		38	125	3.3	20	2

Additional Statistics: Punted one time for 25 yards vs. San Diego on 1/11/09.

Roethlisberger's Team/NFL Records

Single-Game Completion Percentage – 85.7% (18-of-21, vs. Miami, 11/26/07)

Single-Game Passing Touchdowns (tied) – 5 (vs. Baltimore, 11/5/07)

Single-Game Completions – 38 (38-of-54, vs. Denver, 11/5/06)

Single-Game Passing Yards – 503 yds (vs. Green Bay, 12/20/09)

Single-Season Passer Rating – 104.1 (2007)

Single-Season Passing Touchdowns – 32 (2007)

Single-Season Passing Yards – 4,328 (2009)

Single-Season Completions – 337 (2009)

Single-Season Completion Percentage – 66.4 (2004, 196-of-295)

Perfect Passer Rating Games – 3

Consecutive Passes Completed (tied) – 15 (vs. Miami, 11/26/07)

Consecutive 3,000-yard Passing Seasons – 3 (2006-08)

Consecutive Games w/ at Least One Touchdown Pass – 15 (2006-07)

Career Completion Percentage – 62.4% (1189-of-1905)

Career Passer Rating – 89.4

Most 300 Yard Passing Games (5)

Games Played as a Rookie QB – 14 (2004)

Passing Attempts as a Rookie – 295 (2004)

Pass Completions as a Rookie – 196 (2004)

Passing Yards as a Rookie – 2,621 (2004)

Touchdown Passes as a Rookie – 17 (2004)

Completion Percentage by a Rookie (NFL) – 84.0 (21-of-25, vs. Dallas, 10/17/04)

Consecutive Wins To Begin A Career (NFL) – 13 (2004)

Total Wins By Rookie Quarterback (NFL) – 13 (2004)

Rookie Completion Percentage (NFL) – 66.4 (2004)

Rookie Passer Rating (NFL) – 98.1 (2004)

Touchdown Passes at Heinz Field – 5 (vs. Baltimore, 11/5/07)

Touchdown Passes on Monday Night Football (NFL, tied) – 5 (vs. Baltimore, 11/5/07)

Roethlisberger's Single-Game Highs

REGULAR SEASON

Pass Attempts	54	(11/5/06 vs. Denver)
Completions	38	(11/5/06 vs. Denver)
Completion Percentage	85.2*	(11/26/07 vs. Miami)
Yards Passing	503	(12/20/09 vs. Green Bay)
Longest Completion	85+	(9/25/05 vs. New England)

TD Passes	5*	(11/5/07 vs. Baltimore)
Rushing Attempts	9	(11/21/04 at Cincinnati)
Yards Rushing	49	(11/11/07 vs. Cleveland)
Longest Run	30	(11/11/07 vs. Cleveland)
TDs Rushing	1	(10 times, Last: 11/20/08 vs. Cincinnati)

* Team Record



Ben Roethlisberger

MEDIA INFORMATION

FOOTBALL STAFF

2010 PLAYERS

2009 IN REVIEW

STEELERS HISTORY

RECORDS

Roethlisberger's Career 300-Yard Passing Games (13)**REGULAR SEASON — 12**

Date	Opponent	Att.	Comp.	Yds.	Pct.	TD	Int.	LG	Rating	Result
11/5/06	Denver	54	38	433	70.4	1	3	63	77.2	L, 20-31
12/4/05	Cincinnati	41	29	386	70.7	3	3	41	94.2	L, 31-38
12/18/04	at New York Giants	28	18	316	64.3	1	2	40	84.8	W, 33-30
10/29/06	at Oakland	37	25	301	67.6	1	4	49	61.7	L, 13-20
10/5/08	at Jacksonville	41	26	309	63.4	3	1	48	100.6	W, 26-21
11/16/08	San Diego	41	31	308	75.6	0	0	30	96.4	W, 11-10
12/21/08	at Tennessee	39	25	329	64.1	2	2	31	86.4	L, 31-14
9/10/09	Tennessee	43	33	363	76.7	1	2	34t	89.6	W, 13-10
10/4/09	San Diego	33	26	333	79.0	2	0	35	128.9	W, 38-28
10/18/09	Cleveland	35	23	417	65.7	2	1	52t	113.6	W, 28-14
11/22/09	at Kansas City	42	32	398	76.2	3	2	41	109.0	L, 27-24OT
12/20/09	Green Bay	46	29	503	63.0	3	0	121.9	60t	W, 37-36

POSTSEASON — 1

1/5/08	Jacksonville	42	29	337	69.0	2	3	37	79.5	L, 29-31
--------	--------------	----	----	-----	------	---	---	----	------	----------

Roethlisberger's Fourth Quarter & Overtime Game-Winning Drives (22)*(Victories in which Roethlisberger has rallied the Steelers from a fourth-quarter deficit or tie to win.)***REGULAR SEASON — 20**

Date	Opponent	Down	Won	Go-Ahead Score	Drive	Clock at end	Passing
10/3/04	Cincinnati	14-17	28-17	Bettis 1-yd. run	13-89; 6:41	9:03	2-3, 17 yds.
10/17/04	at Dallas	10-20	24-20	Bettis 2-yd. run	5-24; 1:50	0:30	2-2, 17 yds.
12/5/04	at Jacksonville	14-16	17-16	Reed 37-yd. FG	6-56; 1:37	0:18	3-3, 39 yds.
12/12/04	New York Jets	3-3 (tied)	17-6	Tuman 10-yd. pass from Bettis	8-80; 2:09	12:51	2-2, 47 yds.
12/18/04	at New York Giants	26-30	33-30	Bettis 1-yd. run	7-67; 3:20	4:57	4-4, 69 yds.
10/10/05	at San Diego	21-22	24-22	Reed 40-yd. FG	11-40; 4:36	0:06	3-3, 19 yds.
10/31/05	Baltimore	17-19	20-19	Reed 37-yd. FG	8-60; 1:45	1:36	2-2, 37 yds.
11/12/06	New Orleans	24-24 (tied)	38-31	Parker 3-yd. run	6-78; 3:34	14:55	0-0, 0 yds.
11/19/06	at Cleveland	10-20	24-20	Parker 4-yd. pass from Roethlisberger	11-77; 2:34	0:32	6-9, 72 yds.
12/31/06	at Cincinnati *	14-17	23-17	Holmes 67-pass from Roethlisberger	3-78; 1:33	13:27	1-1, 67 yds.
11/11/07	Cleveland	21-16	31-28	Roethlisberger 30-yd. run	7-66; 3:15	11:32	2-4, 34 yds.
11/26/07	Miami	0-0 (tied)	3-0	Reed 24-yd. FG	9-36; 3:56	0:17	4-5, 44 yds.
9/29/08	Baltimore *	20-20 (tied)	23-20	Reed 46-yd. FG	7-29; 3:56	8:55	2-3, 31 yds.
10/5/08	at Jacksonville	20-21	26-21	Ward 8-yd. pass from Roethlisberger	11-80; 4:40	1:53	6-8, 61 yds.
11/16/08	San Diego	8-10	11-10	Reed 32-yd. FG	13-73; 6:30	0:11	6-6, 61 yds.
12/7/08	Dallas	3-13	20-13	Townsend 25-yd. INT	—; —	1:40	
12/14/08	Baltimore	6-9	13-9	Holmes 4-yd. pass from Roethlisberger	12-92; 2:53	0:43	7-11, 89 yds.
9/10/09	Tennessee	10-10 (tied)	13-10OT	Reed 33-yd. FG	10-63; 4:32	0:00	5-7, 60 yds.
12/20/09	Green Bay	30-36	37-36	Wallace 19-yd. pass from Roethlisberger	11-86; 2:06	0:00	6-11, 90 yds.
12/27/09	Baltimore	20-20 (tied)	23-20	Reed 38-yd. FG	8-44; 3:38	5:25	5-7, 44 yds.

POSTSEASON — 2

Date	Opponent	Down	Won	Go-Ahead Score	Drive	Clock at end	Passing
1/15/05	New York Jets (OT)	10-17	20-17	Reed 33-yd. FG	14-72; 8:19	3:56	3-4, 32 yds.
2/1/09	vs. Arizona	20-23	27-23	Holmes 6-yd. pass from Roethlisberger	8-78; 2:02	0:35	5-7, 84 yds.

* Overtime

2010 PLAYERS

Ben Roethlisberger

Roethlisberger's 100+ Passer Rating Games (38)

REGULAR SEASON — 36

Date	Opponent	Att.	Comp.	Yds.	Pct.	TD	Int.	LG	Rating	Result
12/20/07	at St. Louis	20	16	261	80.0	3	0	83	158.3	W, 41-24
11/5/07	Baltimore	16	13	209	81.3	5	0	45	158.3	W, 38-7
9/11/05	Tennessee	11	9	218	81.8	2	0	63t	158.3	W, 34-7
12/5/04	at Jacksonville	17	14	221	82.5	2	0	37t	158.0	W, 17-16
10/15/06	Kansas City	19	16	238	84.2	2	0	50	153.8	W, 45-7
9/7/08	Houston	14	13	137	92.9	2	0	29	147.0	W, 38-17
9/18/05	at Houston	21	14	254	66.7	2	0	54	139.8	W, 27-7
10/4/09	San Diego	33	26	333	79.0	2	0	35	128.9	W, 38-28
1/3/10	at Miami	27	18	220	66.6	3	0	54t	128.6	W, 30-24
11/12/06	New Orleans	28	17	264	60.7	3	0	46	127.7	W, 38-31
10/31/04	New England	24	18	196	75.0	2	0	47t	126.4	W, 34-20
10/17/04	at Dallas	25	21	193	84.0	2	0	32	125.5	W, 24-20
12/26/04	Baltimore	19	14	221	73.7	2	1	36t	125.1	W, 20-7
10/11/09	at Detroit	30	23	277	76.6	3	1	47t	123.9	W, 28-20
12/6/09	Oakland	24	18	278	75.0	2	1	57	123.3	L, 27-24
12/20/09	Green Bay	46	29	503	63.0	3	0	60t	121.9	W, 37-36
10/7/07	Seattle	22	18	206	81.8	1	0	25	120.8	W, 21-0
12/24/05	at Cleveland	20	13	226	65.0	1	0	46	120.0	W, 41-0
11/9/09	at Denver	29	21	233	72.4	3	1	35	116.0	W, 28-10
9/9/07	at Cleveland	23	12	161	52.2	4	0	40	114.3	W, 34-7
10/18/09	Cleveland	35	23	417	65.7	2	1	52t	113.6	W, 28-14
9/14/08	at Cleveland	20	13	179	65.0	1	0	48	110.2	W, 10-6
10/28/07	at Cincinnati	26	19	230	73.1	2	1	42	109.5	W, 24-13
11/7/04	Philadelphia	18	11	183	61.1	2	1	47	109.3	W, 27-3
12/11/05	Chicago	20	13	173	65.0	1	0	45	109.0	W, 21-9
11/22/09	at Kansas City	42	32	398	76.2	3	2	41	109.0	L, 27-24
10/19/08	at Cincinnati	28	17	216	60.7	2	0	50t	108.6	W, 38-10
10/21/07	at Denver	35	24	290	68.6	4	2	40	108.0	L, 31-28
10/10/04	Cleveland	21	16	231	76.2	1	1	48	107.4	W, 34-23
9/23/07	San Francisco	20	13	160	65.0	1	0	29	106.2	W, 37-16
12/7/06	Cleveland	21	11	225	52.0	1	0	49t	106.2	W, 27-7
10/2/05	at San Diego	26	17	225	65.4	1	0	33	105.4	W, 24-22
11/21/04	at Cincinnati	21	15	138	71.4	1	0	26	104.9	W, 19-14
12/17/06	at Carolina	17	10	125	58.8	1	0	21	101.3	W, 37-3
10/3/04	Cincinnati	25	17	174	68.0	1	0	30	101.1	W, 28-17
10/5/08	at Jacksonville	41	26	309	63.4	3	1	48t	100.6	W, 26-21

POSTSEASON — 2

Date	Opponent	Att.	Comp.	Yds.	Pct.	TD	Int.	LG	Rating	Result
1/8/06	at Cincinnati	19	14	208	73.7	3	0	54	148.7	W, 31-17
1/22/06	at Denver	29	21	275	72.4	2	0	30	124.9	W, 34-17

Roethlisberger's 3+ Touchdown Games (15)

Date	Opponent	Att.	Comp.	Yds.	Pct.	TD	INT	LG	Rat.	Result
12/4/05	Cincinnati	41	29	386	70.7	3	3	41	94.2	L, 31-38
1/8/06	at Cincinnati	19	14	208	73.7	3	0	54	148.7	W, 31-17*
10/22/06	at Atlanta	22	16	238	72.7	3	0	36	147.3	L, 38-41 (OT)
11/12/06	New Orleans	28	17	264	60.7	3	0	46	127.7	W, 38-31
9/9/07	at Cleveland	23	12	161	52.2	4	0	40	114.3	W, 34-7
10/21/07	at Denver	35	24	290	68.6	4	2	40	108.0	L, 28-31
11/5/07	Baltimore	16	13	209	81.3	5	0	45	158.3	W, 38-7
12/16/07	Jacksonville	32	15	142	46.9	3	0	30	90.9	L, 22-29
12/20/07	at St. Louis	20	16	261	80.0	3	0	83	158.3	W, 41-24
10/5/08	at Jacksonville	41	26	309	63.4	3	1	48	100.6	W, 26-21
10/11/09	at Detroit	30	23	277	76.6	3	1	47t	123.9	W, 28-20
11/9/09	at Denver	29	21	233	72.4	3	1	35	116.0	W, 28-10
11/22/09	at Kansas City	42	32	398	76.2	3	2	41	109.0	L, 27-24
12/20/09	Green Bay	46	29	503	63.0	3	0	60t	121.9	W, 37-36
1/3/10	at Miami	27	18	220	66.6	3	0	54t	128.6	W, 30-24

* AFC Wild Card Game



Ben Roethlisberger

Roethlisberger In Close Games (including postseason)

Date	Opponent	Score	Result	Margin
10/17/04	at Dallas	24-20	W	+4
11/21/04	at Cincinnati	19-14	W	+5
12/5/04	at Jacksonville	17-16	W	+1
12/18/05	at New York Giants	33-30	W	+3
1/15/05	New York JETS * #	20-17	W	+3
9/25/05	NEW ENGLAND	20-23	L	-3
10/10/05	at San Diego	24-22	W	+2
10/31/05	BALTIMORE	20-19	W	+1
1/15/06	at Indianapolis #	21-18	W	+3
10/22/06	at Atlanta	38-41 (OT)	L	-3
11/19/06	at Cleveland	24-20	W	+4
12/31/06	at Cincinnati	23-17 (OT)	W	+6
10/21/07	at Denver	28-31	L	-3
11/11/07	Cleveland	31-28	W	+3
11/18/07	at New York Jets	16-19 (OT)	L	-3
11/26/07	Miami	3-0	W	+3
1/5/08	Jacksonville #	29-31	L	-2
9/14/08	at Cleveland	10-6	W	+4
9/29/08	Baltimore*	23-20 (OT)	W	+3
10/5/08	at Jacksonville	26-21	W	+5
11/9/08	Indianapolis	24-20	L	-4
11/16/08	San Diego	11-10 (OT)	W	+1
12/14/08	at Baltimore	13-9	W	+4
2/1/08	Arizona #	27-23	W	+4
9/10/09	Tennessee	13-10 (OT)	W	+3
9/20/09	at Chicago	17-14	L	-3
9/27/09	at Cincinnati	23-20	L	-3
11/22/09	at Kansas City	27-24	L	-3
12/6/09	Oakland	27-24	L	-3
12/20/09	Green Bay	27-26	W	+1
12/27/09	Baltimore	23-20	W	+3

* Overtime # Postseason

Overall Record in Games Decided By Six Points or Less: 18-6

Roethlisberger's Miscellaneous Career Statistics

Roethlisberger's Career Touchdown Passes (By Target): (116)

REGULAR SEASON — 127

Hines Ward (36); Heath Miller (25); Antonio Holmes (18); Willie Parker (4); Najeh Davenport (3); Matt Spaeth (4); Mewelde Moore (3); Richard Mendenhall (1); Mike Wallace (6).

POSTSEASON — 15

Hines Ward (4); Antonio Holmes (3); Heath Miller (3); Cedrick Wilson (2); Plaxico Burress (1); Willie Parker (1); Antwaan Randle El (1).

Roethlisberger's Career Rushing Touchdowns: (12)

REGULAR SEASON — 10

Date	Opponent	Play	Result
10/10/04	Cleveland	Roethlisberger 6-yd. run	W, 34-23
10/10/05	at San Diego	Roethlisberger 7-yd. run	W, 24-22
12/18/05	at Minnesota	Roethlisberger 3-yd. run	W, 18-3
1/1/06	Detroit	Roethlisberger 7-yd. run	W, 35-21
12/7/06	Cleveland	Roethlisberger 2-yd. run	W, 27-7
12/17/06	at Carolina	Roethlisberger 1-yd. run	W, 37-3
11/11/07	Cleveland	Roethlisberger 30-yd. run	W, 31-28
12/2/07	Cincinnati	Roethlisberger 6-yd. run	W, 24-10
11/3/08	at Washington	Roethlisberger 1-yd. run	W, 23-6
11/20/08	Cincinnati	Roethlisberger 8-yd. run	W, 27-10

POSTSEASON — 2

Date	Opponent	Play	Result
1/2/06	at Denver	Roethlisberger 4-yd. run	W, 34-17
2/5/06	vs. Seattle	Roethlisberger 1-yd. run	W, 21-10

Jonathan Scott T

HEIGHT — 6-6

WEIGHT — 318

COLLEGE — Texas

BIRTHDATE — 1/10/1983

BIRTHPLACE — Dallas, Texas

HOW ACQUIRED — FA-'10

NFL EXPERIENCE — 4th year

72



PRO

[30-14/0-0]: Signed a one-year contract with the Steelers on March, 9, 2010...signed

to the Buffalo Bills 53-man roster on December 18, 2008...played with the Bills the last two seasons (2008-2009)...released by the Detroit Lions on August 30, 2008...was originally drafted by the Lions in the fifth round (141st overall) of the 2006 NFL Draft.

2009 [10-8/0-0]: Played in 10 and started eight games at RT and LT for the Buffalo Bills...paved the way for Bills' running backs to rush for more than 200 yards against the Chiefs in Week 14...battled injuries all season...was inactive for five games including the lastgame of the regular season...**9/14 at New England:** Dressed, but did not play...**9/20 vs. Tampa Bay:** Made Buffalo Bills debut, filling in at RT for an injured Brad Butler...**9/27 vs. New Orleans:** Started for the first time in his career as a member of the Buffalo Bills at RT...start marked his first in his career since the 2007 [11/22] season with Detroit...**10/4 at Miami:** Made first start as a Bill at LT in place of an injured Demetrius Bell...**10/11 vs. Cleveland:** Started at RT...left the game with an ankle injury...**10/18 at New York Jets:** Was inactive...**10/25 at Carolina:** Was inactive...**11/1 vs. Houston:** Was inactive...**11/15 at Tennessee:** Was inactive...**11/22 at Jacksonville:** Came in off

Jonathan Scott

the sideline at RT when Kirk Chambers moved inside to RG...**11/29 vs. Miami:** Started at LT, his second start of the year at the position...**12/3 vs. New York Jets:** Made his third start of the year at LT...**12/13 at Kansas City:** Started at LT...part of an offensive line that blocked for a 200-yard rushing performance...left the game in the fourth quarter due to an eye injury and did not return...**12/20 vs. New England:** Started at LT, marking his seventh start of the season...**12/27 at Atlanta:** Appeared in his 30th career game and started at LT...left the game in the first quarter due to an injury and did not return...**1/3 vs. Indianapolis:** Was inactive.

COLLEGE

Emerging as the starting right tackle in 2002 as a redshirt freshman at Texas and began the 2003 season as the starting left tackle...started 45 of 51 games, including

his final 43...graduated in May 2005 from liberal arts program with a bachelor's degree in communications (radio/television/film)...six-time member of Texas' Athletics Director's Academic Honor Roll...was a regular visitor with teammates at the Austin Children's Hospital and volunteered as The Texas School for the Deaf Sports Day.

PERSONAL

Attended Carter [Dallas, TX] High School...three-year stand-out who did not allow a sack while collecting 81 knock-down blocks during his senior year in 2003...added two letters in basketball and track...was a regional qualifier in the shot put, with a career-best toss of 48'7"...father, Ray, was a defensive end/tight end at Prairie View A&M and was selected in the ninth round of the 1967 NFL Draft by the New York Jets. Full name: Jonathan Ray Scott.

Daniel Sepulveda

HEIGHT — 6-3 BIRTHPLACE — Austin, Texas
WEIGHT — 230 HOW ACQUIRED — D4a-07 (#112)
COLLEGE — Baylor NFL EXPERIENCE — 4th Year
BIRTHDATE — Jan. 12, 1984



PRO

[32-0-1-0]: Drafted in the fourth round (112th overall) of the 2007 NFL Draft...suffered a season-ending knee injury during the 2008 training camp...began his college career at Baylor as a walk-on linebacker...punted in all 16 games as a rookie and the AFC Wild Card Game (vs. Jacksonville)...was the recipient of the Joe Greene Great Performance Award in 2007, given annually to the Steelers' top rookie.

2009 (16-0): Averaged 42.7 yards per punt, and had a long of 60 yards...also had three special teams tackles...**9/10 vs. Tennessee:** Punted in his 17th career game...punted seven times for 299 yards (42.7 avg.) with a net of 40.7 and a long of 54...downed four punts inside the 20...**9/20 at Chicago:** Punted in his 18th career game...punted three times for 163 yards (54.3 avg.) with a net average of 49.7 and a long of 58...established single-game career highs in both punting average and net average...**9/27 at Cincinnati:** Punted in his 19th career game...punted twice for 85 yards (42.5 avg.) with a long of 51...**10/4 vs. San Diego:** Punted in his 20th career game...punted twice for 84 yards (42.0 avg.) with a long of 55...**10/11 at Detroit:** Punted in his 21st career game...punted four times

for 194 yards (48.5 avg.) with a long of 51...**10/18 vs. Cleveland:** Punted in his 22nd career game...punted two times for 91 yards (45.4 avg.) with a long of 50...**10/25 vs. Minnesota:** Punted in his 23rd career game...punted six times for 248 yards (41.3 avg.) with a long of 45...**11/9 at Denver:** Punted in his 24th career game...punted five times for 271 yards (44.2 avg.) with a long of 55...recorded one tackle on special teams...**11/15 vs. Cincinnati:** Punted in his 25th career game...punted five times for 217 yards (43.4 avg.) with a long of 55...**11/22 at Kansas City:** Punted in his 26th career game...punted six times for 235 yards (39.2) with a long of 43...**11/29 at Baltimore:** Punted in his 27th career game...punted eight times for 357 yards (44.6 avg.) with a long of 58...recorded two tackles (one solo) on special teams...**12/6 vs. Oakland:** Punted in his 28th career game...punted three times for 130 yards (43.3 avg.) with a long of 53...**12/10 at Cleveland:** Punted in his 29th game...punted eight times for 342 yards (42.8 avg.) with a long of 60...**12/20 vs. Green Bay:** Punted in his 30th career game...punted five times for 191 yards (38.2 avg.) with a long of 45...**12/27 vs. Baltimore:** Punted in his 31st career game...punted four times for 146 yards



Daniel Sepulveda

(36.5 avg.) with a long of 41...**1/3 at Miami:** Punted in his 32nd career game...punted two times for 71 yards (35.5 avg.) with a long of 41.

2008 (0-0): Missed the entire season after suffering a knee injury early in training camp and undergoing surgery...**8/25:** Placed on the Reserve/Injured List.

2007 (16-0-1-0): Punted in all 16 games and the AFC Wild Card Game...named to *Pro Football Weekly*/PFWA All-Rookie Team...2008 recipient of the Joe Greene award as Steelers' Rookie of the Year...made NFL debut in Week 1 win over Cleveland...punted 68 times for 2,880 yards (42.4 avg.)...had a net average of 37.9...had 28 punts downed inside the 20...punted a career-long 59-yarder in a Week 4 loss at Arizona...had a single-game high five punts downed inside the 20 in a Week 12 win over Miami...completed his first NFL pass attempt to Najeh Davenport in a Week 16 win over St. Louis (32 yards)...had one special teams tackle...punted four times for 177 yards (44.3 avg.) in the playoff loss to Jacksonville...also had a long of 48 yards and one punt downed inside the 20...**9/9 at Cleveland:** Had six punts with four landing inside the 20-yard line and the other two not being returned...had a 45-yard long, while registering a 37.2 net avg...**9/16 vs. Buffalo:** Recorded one punt for 41 yards which was downed on the seven-yard line by William Gay...**9/23 vs. San Francisco:** Had two punts for 84 yards (42.0 avg.)...his longest punt of 47 yards was saved from going into the end zone by Bryant McFadden and then downed on the eight-yard line by James Harrison...**9/30 at Arizona:** Punted seven times for 360 yards (51.4 avg.)...registered one touchback, while two were downed inside the 20-yard line...**10/7 vs. Seattle:** Recorded six punts for 282 yards (47.0 avg.) with three landing inside the 20-yard line...also had one special teams tackle...**10/21 at Denver:** Logged two punts for 76 yards (38.0 avg.)...one of his punts was fair caught by Glenn Martinez at the Denver 13-yard line...**10/28 at Cincinnati:** Was called on once and had a 37-yard punt that Glenn Holt caught at the Bengals' 18-yard line for a fair catch...**11/5 vs. Baltimore:** Had a season-high eight punts for 362 yards (45.3 avg.)...finished with a net average of 41.8...had a long of 55 yards and had four punts land inside the 20-yard line...**11/11 vs. Cleveland:** Punted five times for 207 yards (41.4 avg.) with a long of 43 yards...**11/18 at New York Jets:** Recorded five punts for 207 yards (41.4 avg.) including a long of 46 yards...**11/26 vs. Miami:** Punted five times for 173 yards (34.6 avg.) as all five punts were downed inside the 20-yard line...had a 47-yard punt in the third quarter that went out

of bounds at the Dolphins' six-yard line...**12/2 vs. Cincinnati:** Punted four times for 162 yards (40.5 avg.), including a 49-yard long...**12/9 at New England:** Punted three times for 126 yards (42.0 avg.), including a long of 44 yards...downed one punt inside the 20-yard line...**12/16 vs. Jacksonville:** Punted seven times for 286 yards (40.9 avg.), including a long of 55 yards...downed two punts inside the 20-yard line...had a 55-yard punt in the second quarter after the Steelers were pinned back at their own 11-yard line...**12/20 at St. Louis:** Punted two times for 105 yards (52.5 avg.), including a 53-yard long...also connected with Davenport on a 32-yard pass to convert a fourth-down midway through the second quarter...**12/30 at Baltimore:** Punted four times for 149 yards (37.3 avg.), including a 48-yard long...**AFC Wild Card Game 1/5 vs. Jacksonville:** Punted four times in his first post-season appearance for 177 yards (44.3 avg.) with a long of 48 yards.

COLLEGE

Became the first two-time winner of the Ray Guy Award, given to the top punter in the nation...(2004 and 2006)...his career punting average (45.24 yards per punt) is the best in the history of Division I football for players with at least 250 punts...established an NCAA record with 94 career punts of 50-plus yards...holds the school and Big Twelve Conference career-record 277 punts...his career average of 45.24 yards rank second in conference annals...Sepulveda's 277 punts for 12,531 yards broke the previous school career records of 252 attempts for 10,339 yards by Ron Stowe (1979-82)...his 87 punts in 2003 broke the school and Big Twelve season record...his average of 52.1 yards on nine punts vs. Kansas State in 2006 set a school game-record (minimum eight kicks). **2006:** Earned All-American first-team honors from The NFL Draft Report, Associated Press, *The Sporting News*, Walter Camp, Football Writers Association and the American Football Coaches Association, becoming the school's first unanimous All-American since Santana Dotson in 1991...was the only player nationally to earn unanimous All-America and first-team Academic All-America honors in 2006...the recipient of the Ray Guy Award for an unprecedented second time...led the nation and set a school season record with 66 punts for 3,068 yards (46.48 avg). **2005:** Because the third Baylor football player (and first since 1963) to earn both academic and athletic All-American accolades in the same season...received second-team All-American recognition from The NFL Draft Report, Associated Press, *The Sporting News* and Rivals.com, third-team

2010 PLAYERS

Daniel Sepulveda

status from *College Football News* and honorable mention from *Sports Illustrated*...first-team All-Big Twelve choice by the Associated Press, ESPN.com, *The Dallas Morning News*, *Austin American-Statesman* and *San Antonio Express-News*...ranked third in the nation with a punting average of 46.18 yards...had 19 punts of 50-plus yards on the season, including six of 60 or more yards. **2004:** Captured the Ray Guy Award as college football's top punter and earned second-team All-American honors from both the Walter Camp Foundation and Rivals.com, third-team recognition from the Associated Press, *College Football News* and *College Sports Report*...first-team All-Big Twelve Conference choice by the league's coaches, the Associated Press and ESPN.com...earned first-team Academic All-Big Twelve honors and Baylor's special teams MVP award for the second straight season...ranked second in the Big Twelve and third nationally with a 45.97-yard average. **2003:** Earned first-team All-Big Twelve Conference honors from *College Football News* and

second-team recognition from the league's coaches...honorable mention All-Big Twelve Conference pick by the Associated Press...named Baylor's special teams MVP...ranked third in the conference and 23rd nationally with his 43.10-yard average...recorded a Baylor record 26 punts of 50 or more yards and had at least one such punt in every game...finished with a Big Twelve season-record 87 punts. **2002:** Walked on to the team and was redshirted as a true freshman, performing as an outside linebacker on the scout team.

PERSONAL

Attended Highland Park (Dallas, Tex.) High School...battled through injuries while earning second-team academic All-State honors as a senior linebacker...National Honor Society member and competed on the school's track team...earned Academic All-Big Twelve Conference honors four times and Academic All-American recognition three times...son of Susan and Carlos Sepulveda...Full name: Daniel Wade Sepulveda.

Sepulveda's Career Highs

Punts	8	(last at Cleveland, 12/10/09)
Punting Yards	362	(vs. Baltimore, 11/5/07)
Average	54.3	(at Chicago, 9/20/09)
Longest Punt	60	(at Cleveland, 12/10/09)
Inside 20-Yard Line	5	(vs. Miami, 11/26/07)

Sepulveda's Top Five (Longest Punts)

60 yds.	(at Cleveland, 12/10/09)
59 yds.	(at Arizona, 9/30/07)
56 yds.	(vs. Seattle, 10/7/07)
55 yds.	(vs. Jacksonville, 12/16/07)
	(vs. Baltimore, 11/5/07)

Sepulveda's 2009 Game-by-Game Statistics

Date	Opponent	GP	No	Yds	Avg	Ret	Yds	Net	TB	In 20	Lg	Blk
9/10	TENNESSEE	1	7	299	42.7	4	14	40.7	0	4	54	0
9/20	at Chicago	1	3	163	54.3	2	14	49.7	0	1	58	0
9/27	at Cincinnati	1	2	85	42.5	1	17	34.0	0	1	51	0
10/4	SAN DIEGO	1	2	84	42.0	0	0	42.0	0	1	55	0
10/11	at Detroit	1	4	194	48.5	4	21	43.3	0	1	51	0
10/18	CLEVELAND	1	2	91	45.4	1	26	22.5	1	0	50	0
10/25	MINNESOTA	1	6	248	41.3	3	8	40.0	0	2	45	0
11/9	at Denver	1	5	221	44.2	2	21	40.0	0	3	55	0
11/15	CINCINNATI	1	5	217	43.4	3	20	39.4	0	2	55	0
11/22	at Kansas City	1	6	235	39.2	1	0	35.8	1	2	43	0
11/29	at Baltimore	1	8	357	44.6	5	71	33.3	1	3	58	0
12/6	OAKLAND	1	3	130	43.3	0	0	43.3	0	2	53	0
12/10	at Cleveland	1	8	342	42.8	2	61	30.5	0	3	60	0
12/20	GREEN BAY	1	5	191	38.2	2	25	33.2	0	2	45	0
12/27	BALTIMORE	1	4	146	36.5	2	24	25.5	1	1	41	0
1/3	at Miami	1	2	71	35.5	1	3	34.0	0	1	41	0
SEASON TOTALS		16	72	3074	42.7	33	325	37.1	4	29	60	0

Sepulveda's 2008 Game-by-Game Statistics

Date	Opponent	GP	No	Yds	Avg	Ret	Yds	Net	TB	In 20	Lg	Blk
9/7	HOUSTON											
9/14	at Cleveland											
9/21	at Philadelphia											
9/29	BALTIMORE											
10/5	at Jacksonville											
10/19	at Cincinnati											
10/26	NEW YORK GIANTS											
11/3	at Washington											



Daniel Sepulveda

Sepulveda's 2008 Game-by-Game Statistics (Continued)

Date	Opponent	GP	No	Yds	Avg	Ret	Yds	Net	TB	In 20	Lg	Blk
11/9	INDIANAPOLIS					RESERVE/INJURED						
11/16	SAN DIEGO					RESERVE/INJURED						
11/20	CINCINNATI					RESERVE/INJURED						
11/30	at New England					RESERVE/INJURED						
12/7	DALLAS					RESERVE/INJURED						
12/14	at Baltimore					RESERVE/INJURED						
12/21	at Tennessee					RESERVE/INJURED						
12/28	CLEVELAND					RESERVE/INJURED						
SEASON TOTALS		0	0	0	0.0	0	0	0.0	0	0	0	0
POSTSEASON												
1/11	SAN DIEGO					RESERVE/INJURED						
1/18	BALTIMORE					RESERVE/INJURED						
2/1	vs. Arizona					RESERVE/INJURED						
POSTSEASON TOTALS		0	0	0	0.0	0	0	0.0	0	0	0	0

Sepulveda's 2007 Game-by-Game Statistics

Date	Opponent	GP	No	Yds	Avg	Ret	Yds	Net	TB	In 20	Lg	Blk
9/9	at Cleveland	1	6	223	37.2	0	0	37.2	0	4	45	0
9/16	BUFFALO	1	1	41	41.0	0	0	41.0	0	1	41	0
9/23	SAN FRANCISCO	1	2	84	42.0	1	0	42.0	0	1	47	0
9/30	at Arizona	1	7	360	51.4	4	101	34.1	1	2	59	0
10/7	SEATTLE	1	6	282	47.0	4	40	40.3	0	3	56	0
10/21	at Denver	1	2	76	38.0	0	0	38.0	0	1	46	0
10/28	at Cincinnati	1	1	37	37.0	0	0	37.0	0	1	37	0
11/5	BALTIMORE	1	8	362	45.3	3	8	41.8	1	4	55	0
11/11	CLEVELAND	1	5	207	41.4	4	19	37.6	0	0	43	0
11/18	at New York Jets	1	5	207	41.4	2	38	33.8	0	2	46	0
11/26	MIAMI	1	5	173	34.6	0	0	34.6	0	5	47	0
12/2	CINCINNATI	1	4	162	40.5	3	19	35.8	0	0	49	0
12/9	at New England	1	3	126	42.0	3	9	39.0	0	1	44	0
12/16	JACKSONVILLE	1	7	286	40.9	4	15	38.7	0	2	55	0
12/20	at St. Louis	1	2	105	52.5	2	20	42.5	0	0	53	0
12/30	at Baltimore	1	4	149	37.3	1	-3	38.0	0	1	48	0
SEASON TOTALS		16	68	2880	42.4	31	266	37.9	2	28	59	0
POSTSEASON												
1/5	JACKSONVILLE	1	4	177	44.3	3	31	36.5	0	1	48	0
POSTSEASON TOTALS		1	4	177	44.3	3	31	36.5	0	1	48	0

Sepulveda's Career Statistics

REGULAR SEASON												
Year	Team	G	No	Yds	Avg	Ret	Yds	Net	TB	In 20	Lg	Blk
2007	Pittsburgh	16	68	2880	42.4	31	266	37.9	2	28	59	0
2008	Pittsburgh	0	0	0	0.0	0	0	0.0	0	0	0	0
2009	Pittsburgh	16	72	3074	42.7	33	325	37.1	4	29	60	0
NFL Totals		32	140	5954	42.5	64	591	37.4	5	57	60	0
POSTSEASON												
2007	Pittsburgh	1	4	177	44.3	3	31	36.5	0	1	48	0
2008	Pittsburgh	0	0	0	0.0	0	0	0.0	0	0	0	0
NFL Totals		1	4	177	44.3	3	31	36.5	0	1	48	0
CAREER PASSING TOTALS												
Year	Team	Att	Cmp	Pct	Yds	Yds/Att	TD	Int	Lg	Sk	Yds/Lst	Rtg
2007	Pittsburgh	1	1	100.0	32	32.0	0	0	32	0	0	118.8
2008	Pittsburgh	0	0	0.0	0	0.0	0	0	0	0	0	0.0
2009	Pittsburgh	0	0	0.0	0	0.0	0	0	0	0	0	0.0
NFL Totals		1	1	100.0	32	32.0	0	0	32	0	0	118.0

Career Special Teams Tackles (2): 0 in '07, 0 in '08 and 3 in '09.

Aaron Smith DE

HEIGHT — 6-5

WEIGHT — 298

COLLEGE — Northern Colorado

BIRTHDATE — April 19, 1976

BIRTHPLACE — Colorado Springs, Colo.

HOW ACQUIRED — D4-'99 (#199)

NFL EXPERIENCE — 12th Year

91



PRO

(150-142/13-13): Missed most of the 2009 season with a shoulder injury...has developed into one of the NFL's top defensive linemen...named to the 2005 Pro Bowl after finishing the 2004 season with a career-high eight sacks...drafted in the fourth round of the 1999 NFL Draft (109th overall) by the Steelers...only one player has more tenure on the team than Smith (Ward)...signed a four-year contract extension during the 2007 offseason through the 2011 season...named to the 2008 *USA Today* All-Joe Team.

2009 (5-5): Started five games at DE before injuring his shoulder...had two sacks and 13 tackles...placed on Reserve/Injured list before Week 6...**9/10 vs. Tennessee:** Made his 17th consecutive start at LE...finished with four tackles (three solo) and had three QB pressures...blocked a 31-yard FG attempt by Rob Bironas in the second quarter...**9/20 at Chicago:** Made his 18th consecutive start at LE...recorded three solo tackles, one sack and three QB pressures...went over 500 tackles (501) for his career...**9/27 at Cincinnati:** Made his 140th career start at LE...had one assisted tackle and two QB pressures...**10/4 vs. San Diego:** Made his 141st career start at LE...had one solo tackle, a sack and four pressures...**10/11 at Detroit:** Made his 142nd career start at LE...recorded four tackles (two solo) and two pressures...**10/14:** Placed on Reserved/Injured List.

2008 (16-16/3-3): Started all 16 regular-season games for the sixth time in his career...named to the *USA Today* All-Joe team...finished the season with 62 tackles (53 solo), the third-highest total of his career...added 4.5 sacks and four pass defenses...named AFC Defensive Player of the Week after recording six solo tackles and one sack in the division-clinching victory at Baltimore in Week 15...started all three postseason games...finished with six postseason tackles (four solo) and one sack...**9/7 vs. Houston:** Played in his 130th career game and made his 122nd career start at LE...recorded two solo tackles and finished second on the team with two QB pressures...**9/14 at Cleveland:** Made his 123rd career start at LE...recorded four solo tackles...recorded both Steelers' sacks for a com-

bined loss of 11 yards...led the team with four QB pressures...**9/21 at Philadelphia:** Made his 124th career start at LE...finished with two solo tackles, one QB hit and one QB pressure...helped limit the Eagles to only 65 yards rushing on 23 attempts (2.8 avg)...**9/29 vs. Baltimore:** Made his 125th career start at LE...finished with six tackles (five solo)...**10/5 at Jacksonville:** Made his 126th career start at LE...recorded a season-high seven tackles (six solo)...added one QB pressure and one pass defense...**10/19 at Cincinnati:** Made his 127th career start at LE...recorded three tackles (two solo) with one QB pressure...**10/26 vs. New York Giants:** Started his seventh consecutive game at LE...finished with five tackles (four solo)...**11/3 at Washington:** Started his eighth consecutive game at LE...finished with three solo tackles and one sack...**11/9 vs. Indianapolis:** Made his 130th career start at LE...led the defensive line with five tackles (three solo)...had one sack...finished second behind James Harrison with three QB pressures...**11/16 vs. San Diego:** Made his 10th consecutive start at LE...finished with three solo tackles and two QB pressures...**11/20 vs. Cincinnati:** Played in his 140th career game...finished with three solo tackles and had a career-high three pass defenses...**11/30 at New England:** Made his 12th consecutive start at LE...recorded five tackles (two solo) and had a half-sack...**12/7 vs. Dallas:** Made his 13th consecutive start at LE...recorded three solo tackles...**12/14 at Baltimore:** Made his 14th consecutive start at LE...finished with six solo tackles and one QB pressure...recorded his fifth sack of the season in the third quarter...**12/21 at Tennessee:** Made his 15th consecutive start at LE...finished with three tackles (two solo) and had two QB hits...**12/28 vs. Cleveland:** Made his 16th consecutive start at LE...recorded two solo tackles...**AFC Divisional Game 1/11 vs. San Diego:** Made his 11th career postseason start at LE...finished with three tackles (two solo) and had one QB pressure...**AFC Championship Game 1/18 vs. Baltimore:** Made his second consecutive postseason start at LE...finished with two solo tackles and a team-high four QB pressures...recorded his third career postseason sack...**Super Bowl XLIII 2/1 vs. Arizona:** Made his third consecutive postseason start at LE...finished with one assisted tackle.



Aaron Smith

MEDIA INFORMATION

FOOTBALL STAFF

2010 PLAYERS

2009 IN REVIEW

STEELERS HISTORY

RECORDS

2007 (11-11/0-0): Started 11 games...was inactive Weeks 8 and 9 due to a knee injury...was placed on the Reserve/Injured List on Dec. 11...still managed to finish second among DL with 39 tackles...added 2.5 sacks and two fumble recoveries...was fourth on the team with 18 QB pressures...**9/9 at Cleveland:** Started at LE...had six tackles (four solo) with one sack for a loss of five yards and one fumble recovery...his sack tied him for 10th on the Steelers' all-time sacks list...**9/16 vs. Buffalo:** Started in his 38th consecutive game at LE and had three tackles (two solo)...also had two quarterback pressures...**9/23 vs. San Francisco:** Started his 39th consecutive game at LE and registered two solo tackles...those tackles put him over 400 career tackles (401)...also had three quarterback pressures on Alex Smith...**9/30 at Arizona:** Started at LE...had four solo tackles on the day, while also recording a half-sack for a loss of four yards...also had one quarterback hit...part of a defensive unit that limited Edgerrin James to 77 rushing yards...**10/7 vs. Seattle:** Started at LE...registered five solo tackles...part of a defensive unit that allowed only 144 total yards, 38 rushing yards, 106 passing yards and only eight first downs...**10/21 at Denver:** Started at LE but left the game after eight plays due to a knee injury...registered two solo tackles during that brief period...**10/28 at Cincinnati:** Was inactive due to a knee injury...**11/5 vs. Baltimore:** Was inactive for the second game in a row due to an injury...**11/11 vs. Cleveland:** Returned to LE after suffering a knee injury against the Broncos...paced all defensive linemen with four solo tackles...part of a defensive unit that allowed only 163 total yards, including 40 rushing and 123 passing yards...**11/18 at New York Jets:** Started for the 118th game of his career...finished with three solo tackles and one quarterback hit...**11/26 vs. Miami:** Made his 127th career start at LE and finished the game with four tackles (one solo)...posted a sack in the third quarter for a loss of six yards and also recorded his second fumble of the season...part of a defense that gave up only 159 total yards, including 49 rushing, 110 passing and only nine first downs...**12/2 vs. Cincinnati:** Registered his 120th career start at LE...finished the game with three tackles (two solo), one hit on Bengals' quarterback Carson Palmer and four pressures...**12/9 at New England:** Started at LE, while playing in his 129th career game...posted two solo tackles, two hits on the QB and tallied two pressures on Patriots' quarterback Tom Brady...**12/11:** Placed on the Reserve/Injured list.

2006 (16-16): Started all 16 games at defensive end...finished with 64 tackles and 4.5 sacks...added one forced fumble and one fumble recovery...**9/7 vs. Miami:** Recorded two solo tackles and two quarterback hurries/pressures...teamed with Ike Taylor to tackle Ronnie Brown for a loss of two yards on a crucial third-and-two with 6:32 remaining in the fourth quarter and the Steelers trailing...helped limit Miami to just 38 yards rushing, the lowest against Pittsburgh since Nov. 7, 2004 vs. Philadelphia (23 yards)...**9/18 at Jacksonville:** Started at LDE and led the team's defensive linemen with three solo tackles...recorded one quarterback hurry/pressure...**9/24 vs. Cincinnati:** Recorded five tackles (three solo)...added a pass defense and one sack for a loss of five yards...sack gave him 30.5 for his career and moved him into 13th place on the Steelers' all-time sack list, passing Chad Brown (30)...**10/8 at San Diego:** Recorded four solo tackles and two quarterback hurries/pressures...**10/15 vs. Kansas City:** Recorded one solo tackle and two quarterback hurries/pressures...helped hold the Chiefs to 38 rushing yards...**10/22 at Atlanta:** Started for the 100th career time...recorded seven tackles (six solo) and a quarterback hurry/pressure...**10/29 at Oakland:** Recorded six tackles (five solo)...teamed with Clark Haggans to sack Raiders' quarterback Andrew Walter for a loss of two yards...tied Mike Merriweather and Chad Brown for 12th on the Steelers' all-time sack list with 31...**11/5 vs. Denver:** Led the defensive line with six tackles (four solo) and one pass defense...recorded team's only sack...marked the 32nd sack of his career, tying Steve Furness for 11th on the Steelers' all-time list...**11/12 vs. New Orleans:** Led the team with three quarterback hurries/pressures...collected five tackles (four solo)...**11/19 at Cleveland:** Recorded three solo tackles and two quarterback hurries/pressures...**11/26 at Baltimore:** Collected three tackles (one solo) and one quarterback hurry/pressure...added one tackle for loss...**12/3 vs. Tampa Bay:** Collected three solo tackles...added one sack and one quarterback hurry pressure...**12/7 vs. Cleveland:** Recorded four tackles (two solo) and one quarterback hurry/pressure...added his first forced fumble and fumble recovery on the season...**12/17 at Carolina:** Collected two solo tackles and two quarterback hurries/pressures...recorded one sack for a loss of four yards...helped limit Carolina to 43 yards rushing...**12/24 vs. Baltimore:** Posted a game-high (tied) eight tackles (four solo)...**12/31 at Cincinnati:** Collected three tackles (two solo) and three quarterback hurries/pressures.

2010 PLAYERS

Aaron Smith

2005 (16-16/4-4): Started all 16 games and finished with 55 tackles (45 solo)...his 55 tackles were tops among Pittsburgh's down linemen...also finished with a personal-best nine postseason tackles, leading all Steelers' defensive linemen...had two sacks and seven TFLs in the regular season to go along with his first career interception (at Cincinnati)...**9/11 vs. Tennessee:** Recorded five solo tackles...**9/18 at Houston:** Recorded two solo tackles...**9/25 vs. New England:** Finished with two tackles and a quarterback hurry/pressure...**10/10 at San Diego:** Recorded two solo tackles and three quarterback hurries/pressures...**10/16 vs. Jacksonville:** Finished the game with six tackles (five solo), a sack for a seven-yard loss and a quarterback hurry/pressure...**10/23 at Cincinnati:** Finished the game with two tackles (one solo), two quarterback hurries/pressures, a pass defense and his first career interception...**10/31 vs. Baltimore:** Finished with one solo tackle...**11/6 at Green Bay:** Recorded three solo tackles...added a quarterback hurry/pressure...**11/13 vs. Cleveland:** Had four tackles (three solo) and a quarterback hurry/pressure...**11/20 at Baltimore:** Finished with eight tackles (six solo), a sack and a forced fumble, which was recovered by Deshaea Townsend...registered two quarterback hurries/pressures...**11/28 at Indianapolis:** Recorded seven tackles (six solo) and two quarterback hurries/pressures...**12/4 vs. Cincinnati:** Recorded one solo tackle and one quarterback hurry/pressure...added a pass defense when he swatted a Carson Palmer pass at the line of scrimmage...**12/11 vs. Chicago:** Recorded two solo tackles and three quarterback hurries/pressures...**12/18 at Minnesota:** Started at LDE and recorded five solo tackles and two quarterback hurries/pressures...**12/24 at Cleveland:** Recorded one tackle and a quarterback hurry/pressure...**1/1 vs. Detroit:** Recorded four solo tackles and one quarterback hurry/pressure...recovered a fumble and added a pass defense...**AFC Wild Card Game 1/8 at Cincinnati:** Started at LDE and recorded three tackles (one solo)...**AFC Divisional Game 1/15 at Indianapolis:** Had one solo tackle and helped the team hold the Colts to 58 yards rushing...**AFC Championship Game 1/22 at Denver:** Started at LDE and recorded one assisted tackle...**Super Bowl XL 2/5 vs. Seattle:** Recorded four tackles (three solo).

2004 (16-15/2-2): Named to his first Pro Bowl after leading the team with eight sacks, tying a career high...followed up the regular season with a strong postseason...**9/12 vs. Oakland:** Started his 64th straight game for the Steelers and produced another outstand-

ing performance...finished with four tackles—all solo—including a sack and forced a fumble...recovered a fumble and returned it 49 yards...**9/19 at Baltimore:** Finished with five total tackles—three solo—and his second sack of the season...was credited with a quarterback hurry/pressure...**9/26 at Miami:** Tied for the team lead with three tackles for losses (James Farrior), totaling a team-high four yards...registered six total tackles (four solo)...was credited with two quarterback hurries/pressures...**10/3 vs. Cincinnati:** Finished with one assisted tackle...was credited with three quarterback hurries/pressures...**10/10 vs. Cleveland:** Registered his third sack of the season...finished with one solo tackle and was credited with two quarterback hurries/pressures...**10/17 at Dallas:** Recorded his fourth sack of the season and his second in as many games...finished with three total tackles...also had one quarterback hurry/pressure...**10/31 vs. New England:** Recovered his second fumble of the season that was forced by Joey Porter...also registered his fifth sack of the season and his third in three games...finished with two solo tackles...also was credited with two quarterback hurries/pressures...**11/7 vs. Philadelphia:** Registered three total tackles (two solo)...also was credited with a quarterback hurry/pressure...**11/14 at Cleveland:** Recorded his team-leading sixth sack of the season...forced a fumble on his sack that was recovered and returned for a TD by Russell Stuvaints...finished with three total tackles—all solo...was credited with one quarterback hurry/pressure...**11/21 at Cincinnati:** Had another strong performance and registered his team-leading seventh sack of the season...finished with three total tackles (all solo)...was credited with two quarterback hurries/pressures...**11/28 vs. Washington:** Finished with five tackles...was credited with a sack for seven yards and a forced fumble...was credited with three quarterback hurries/pressures...**12/5 at Jacksonville:** Recorded four total tackles (one solo)...was credited with one quarterback hurry/pressure...**12/12 vs. New York Jets:** Finished with six total tackles (three solo)...**12/18 at New York Giants:** Finished with five total tackles (three solo)...was credited with one quarterback hurry/pressure...**12/26 vs. Baltimore:** Registered four total tackles (three solo)...also was credited with one quarterback hurry/pressure...**1/2 at Buffalo:** Played 12 defensive snaps...**AFC Divisional Game 1/15 vs. New York Jets:** Started his fifth postseason game...registered his second career postseason sack (three yards)...finished with three solo tackles...**AFC Championship Game 1/23 vs. New England:** Finished with five total tackles, including three solo stops.



2003 (16-16): Finished the season with 52 total tackles (40 solo stops)...also recorded two sacks...started every regular-season game for the third straight season...**9/7 vs. Baltimore:** Finished with three solo tackles...was credited with three quarterback hurries/pressures...**10/12 at Denver:** Registered his first sack of the season...finished with three total tackles...was credited with a quarterback hurry/pressure...**11/2 at Seattle:** Finished with five total tackles (four solo), including one for a loss of two yards...also was credited with two quarterback hurries/pressures...**12/7 vs. Oakland:** Registered his second sack of the season and forced a fumble...finished with two total tackles...**12/14 at New York Jets:** Finished with seven total tackles (all solo)...was credited with three quarterback hurries/pressures...**12/21 vs. San Diego:** Registered three total tackles (two solo)...was credited with two quarterback hurries/pressures.

2002 (16-16/2-2): Produced a solid 2002 season, finishing with a career-high 68 tackles (60 solo) to go along with 5.5 sacks and three fumble recoveries...**9/9 at New England:** Finished with four total tackles (three solo)...also had three quarterback hurries/pressures...**9/15 vs. Oakland:** Finished with three solo tackles...also had two quarterback hurries/pressures...**9/29 vs. Cleveland:** Finished with five total tackles (three solo)...registered his first sack of the season...was credited with three quarterback hurries/pressures...**10/6 at New Orleans:** Led the team with nine total tackles (seven solo)...had one quarterback hurry/pressure...**10/21 vs. Indianapolis:** Was outstanding in Monday Night game...registered eight total tackles (all solo), including a sack for five yards...was credited with two quarterback hurries/pressures...**10/27 at Baltimore:** Finished with two total tackles, both solo, including one for a loss...was credited with two quarterback hurries/pressures...**11/3 at Cleveland:** Totaled three solo tackles...was credited with two quarterback hurries/pressures...**11/10 vs. Atlanta:** Finished with four solo tackles...**11/17 at Tennessee:** Recorded two solo tackles...was credited with three quarterback hurries/pressures...**11/24 vs. Cincinnati:** Registered his third sack of the season...finished with three total tackles (all solo)...was credited with three quarterback hurries/pressures...**12/15 vs. Carolina:** Tied Chad Scott with a team-high six tackles (all solo), including three for a total of seven yards in losses...recovered a fumble forced by a Jason Gildon sack in the fourth quarter...was credited with two quarterback hurries/pressures...**12/23 at Tampa Bay:** Finished with three total tackles (two solo)...was credited with 2.5 sacks

and recovered a fumble forced by Casey Hampton's sack of Rob Johnson...**12/29 vs. Baltimore:** Finished with three total tackles (all solo)...recovered a fumble—his second in two games—forced by Jason Gildon on his sack...**AFC Divisional Game 1/11 at Tennessee:** Finished with two total tackles (one solo)...recovered his first postseason fumble.

2001 (16-16/2-2): Established a career high with eight sacks...finished the season with 50 total tackles (35 solo stops)...**9/9 at Jacksonville:** Played well in his 16th straight start at left end in season opener...finished with six total tackles (five solo) and had one sack...registered one tackle for a loss of seven yards...**9/30 at Buffalo:** Had another excellent performance...finished with seven total tackles (five solo)...had his second sack of the season...**10/7 vs. Cincinnati:** Recorded his third sack of the season and finished with seven total tackles (five solo)...**10/14 at Kansas City:** Increased his team lead in sacks to four...finished with four total tackles (three solo)...was credited with a quarterback hurry/pressure...**11/11 at Cleveland:** Was credited with one sack, giving him five sacks for the season...finished with three total tackles...was credited with four quarterback hurries/pressures...**11/25 at Tennessee:** Recorded his sixth sack of the season...finished with three total tackles...had five quarterback hurries/pressures...**12/6 at Baltimore:** Finished with four tackles...was credited with four quarterback hurries/pressures...**12/23 vs. Detroit:** Registered his seventh sack of the season...finished with two total tackles...forced a fumble on his sack that was recovered by Earl Holmes...was credited with two quarterback hurries/pressures...**12/30 at Cincinnati:** Finished with two total tackles...was credited with three quarterback hurries/pressures...**1/6 vs. Cleveland:** Registered his eighth sack of the season...finished with two tackles...had one pass defense...was credited with three quarterback hurries/pressures...**AFC Divisional Game 1/20 vs. Baltimore:** Finished with two tackles (one solo)...**AFC Championship Game 1/27 vs. New England:** Registered four total tackles (three solo)...recorded the first postseason sack of his career.

2000 (16-15): Finished with 49 total tackles (38 solo)...led defensive line with four sacks and two passes defended...**9/3 vs. Baltimore:** Made his first pro start at left end...was credited with three assisted tackles...**9/17 at Cleveland:** Saw extensive action when Chris Sullivan experienced back spasms and was forced from the game...finished with one solo tackle...**9/24 vs. Tennessee:** Earned his second start in

2010 PLAYERS

2010 PLAYERS

FOOTBALL STAFF

2010 PLAYERS

2009 IN REVIEW

STEELERS HISTORY

RECORDS

Aaron Smith

place of Sullivan...finished with one solo tackle...**10/1 at Jacksonville:** Made his second consecutive start...registered his first two career sacks...was credited with a career-high eight total tackles, including five solo stops...**10/8 at New York Jets:** Started his third straight game...was credited with four total tackles, all solo...**10/15 vs. Cincinnati:** Finished with three total tackles...**10/22 vs. Cleveland:** Earned his fifth straight start...finished with one tackle and was credited with three quarterback hurries/pressures...**10/29 at Baltimore:** Was solid in his sixth consecutive start...finished with three tackles...was credited with one sack, a quarterback hurry/pressure and one pass defense...**11/5 at Tennessee:** Finished with three tackles, two of which resulted in five yards in losses...**11/12 vs. Philadelphia:** Finished with five solo tackles...was credited with a sack and two quarterback hurries/pressures...**12/3 vs. Oakland:** Finished with three total tackles, all solo...was credited with one quarterback hurry/pressure...**12/10 at New York Giants:** Finished with three total tackles (two solo)...**12/16 vs. Washington:** Registered one solo tackle...was credited with two quarterback hurries/pressures...**12/24 at San Diego:** Finished with two solo total tackles...had one quarterback hurry/pressure.

1999 (6-0): Finished the season with one assist in limited playing time...**10/3 vs. Jacksonville:** Dressed for his first game as a pro...did not play...**10/25 vs. Atlanta:** Saw first pro action in Monday Night game...played six downs...**11/7 at San Francisco:** Played

his most action of the season...**1/2 vs. Tennessee:** Recorded his only tackle of the season...also had one pass defense.

COLLEGE

Was a consensus Division II first-team All-America selection...was an All-North Conference first-team pick and voted conference's Most Valuable Defensive Line-man...holds Northern Colorado's career record with 44 sacks...majored in political science. **1998:** Was team captain for the second straight year...totaled 63 stops (39 solo), 22 tackles behind the line of scrimmage and 11.5 sacks. **1997:** Was a Daktronics and Burger King/American Football Coaches Association first-team All-America choice...recorded 57 tackles (30 solo), including 15.5 sacks and 17 tackles for losses. **1996:** Was voted All-NCC honorable mention as a sophomore...recorded 55 tackles (27 solo) with nine sacks and 17 stops behind the line of scrimmage...**1995:** Started all 11 games and finished with 45 tackles (29 solo)...added eight sacks and 11 tackles for loss...was the recipient of the Bob Blasi Defensive Award...voted All-NCC honorable mention. **1994:** Redshirted.

PERSONAL

Is married (Jaimie) with three daughters, Elliana (?), Elysia (2) and Emilia (1), and son, Elijah (5)...was a consensus All-State selection at Sierra (Colorado Springs, Colo.) High...also lettered in basketball...was a two-time All-Conference choice in both sports...son of Ruth Smith...Full name: Aaron Douglas Smith.

Smith's 2009 Game-by-Game Statistics

Date	Opponent	GP	GS	T	AT	TOT	Sacks	Yds	Int/Yds	PD	FF	FR
9/10	TENNESSEE	1	1	3	1	4	0.0	0.0	0/0	0	0	0
9/20	at Chicago	1	1	3	0	3	1.0	4.0	0/0	0	0	0
9/27	at Cincinnati	1	1	0	1	1	0.0	0.0	0/0	0	0	0
10/4	SAN DIEGO	1	1	1	0	1	1.0	9.0	0/0	0	0	0
10/11	at Detroit	1	1	2	2	4	0.0	0.0	0/0	0	0	0
10/18	CLEVELAND						RESERVED/INJURED					
10/25	MINNESOTA						RESERVED/INJURED					
11/9	at Denver						RESERVED/INJURED					
11/15	CINCINNATI						RESERVED/INJURED					
11/22	at Kansas City						RESERVED/INJURED					
11/29	at Baltimore						RESERVED/INJURED					
12/6	OAKLAND						RESERVED/INJURED					
12/10	at Cleveland						RESERVED/INJURED					
12/20	GREEN BAY						RESERVED/INJURED					
12/27	BALTIMORE						RESERVED/INJURED					
1/3	at Miami						RESERVED/INJURED					
SEASON TOTALS		5	5	9	4	13	2.0	13.0	0/0	0	0	0

Smith's 2008 Game-by-Game Statistics

Date	Opponent	GP	GS	T	AT	TOT	Sacks	Yds	Int/Yds	PD	FF	FR
9/7	HOUSTON	1	1	2	0	2	0.0	0.0	0/0	0	0	0
9/14	at Cleveland	1	1	4	0	4	2.0	11.0	0/0	0	0	0
9/21	at Philadelphia	1	1	2	0	2	0.0	0.0	0/0	0	0	0
9/29	BALTIMORE	1	1	5	1	6	0.0	0.0	0/0	0	0	0



Aaron Smith

MEDIA INFORMATION

FOOTBALL STAFF

2010 PLAYERS

2009 IN REVIEW

STEELERS HISTORY

RECORDS

Smith's 2008 Game-by-Game Statistics (Continued)

Date	Opponent	GP	GS	T	AT	TOT	Sacks	Yds	Int/Yds	PD	FF	FR
10/5	at Jacksonville	1	1	6	1	7	0.0	0.0	0/0	1	0	0
10/19	at Cincinnati	1	1	2	1	3	0.0	0.0	0/0	0	0	0
10/26	NEW YORK GIANTS	1	1	4	1	5	0.0	0.0	0/0	0	0	0
11/3	at Washington	1	1	3	0	3	1.0	2.0	0/0	0	0	0
11/9	INDIANAPOLIS	1	1	3	2	5	1.0	11.0	0/0	0	0	0
11/16	SAN DIEGO	1	1	3	0	3	0.0	0.0	0/0	0	0	0
11/20	CINCINNATI	1	1	3	0	3	0.0	0.0	0/0	3	0	0
11/30	at New England	1	1	3	2	5	0.5	3.5	0/0	0	0	0
12/7	DALLAS	1	1	3	0	3	0.0	0.0	0/0	0	0	0
12/14	at Baltimore	1	1	6	0	6	1.0	11.0	0/0	0	0	0
12/21	at Tennessee	1	1	2	1	3	0.0	0.0	0/0	0	0	0
12/28	CLEVELAND	1	1	2	0	2	0.0	0.0	0/0	0	0	0
SEASON TOTALS		16	16	53	9	62	4.5	38.5	0/0	4	0	0
POSTSEASON												
1/11	SAN DIEGO	1	1	2	1	3	0.0	0.0	0/0	0	0	0
1/18	BALTIMORE	1	1	2	0	2	1.0	7.0	0/0	0	0	0
2/1	vs. Arizona	1	1	0	1	1	0.0	0.0	0/0	0	0	0
POSTSEASON TOTALS		3	3	4	2	6	1.0	7.0	0/0	0	0	0

Smith's 2007 Game-by-Game Statistics

Date	Opponent	GP	GS	T	AT	TOT	Sacks	Yds	Int	PD	FF	FR
9/9	at Cleveland	1	1	4	2	6	1.0	5.0	0/0	0	0	1
9/16	BUFFALO	1	1	2	1	3	0.0	0.0	0/0	0	0	0
9/23	SAN FRANCISCO	1	1	2	0	2	0.0	0.0	0/0	0	0	0
9/30	at Arizona	1	1	4	1	5	0.5	4.0	0/0	0	0	0
10/7	SEATTLE	1	1	5	0	5	0.0	0.0	0/0	0	0	0
10/21	at Denver	1	1	2	0	2	0.0	0.0	0/0	0	0	0
10/28	at Cincinnati						INACTIVE					
11/5	BALTIMORE						INACTIVE					
11/11	CLEVELAND	1	1	4	0	4	0.0	0.0	0/0	0	0	0
11/18	at New York Jets	1	1	3	0	3	0.0	0.0	0/0	0	0	0
11/26	MIAMI	1	1	1	3	4	1.0	6.0	0/0	0	0	1
12/2	CINCINNATI	1	1	2	1	3	0.0	0.0	0/0	0	0	0
12/9	at New England	1	1	2	0	2	0.0	0.0	0/0	0	0	0
12/16	JACKSONVILLE						RESERVE/INJURED					
12/20	at St. Louis						RESERVE/INJURED					
12/30	at Baltimore						RESERVE/INJURED					
SEASON TOTALS		11	11	31	8	39	2.5	15.0	0/0	0	0	2
POSTSEASON												
1/5	JACKSONVILLE						RESERVE/INJURED					
POSTSEASON TOTALS		0	0	0	0	0	0.0	0.0	0/0	0	0	0

Smith's 2006 Game-by-Game Statistics

Date	Opponent	GP	GS	T	AT	TOT	Sacks	Yds	Int	PD	FF	FR
9/7	MIAMI	1	1	2	0	2	0.0	0.0	0/0	0	0	0
9/18	at Jacksonville	1	1	3	0	3	0.0	0.0	0/0	0	0	0
9/24	CINCINNATI	1	1	3	2	5	1.0	5.0	0/0	1	0	0
10/8	at San Diego	1	1	4	0	4	0.0	0.0	0/0	0	0	0
10/15	KANSAS CITY	1	1	1	0	1	0.0	0.0	0/0	0	0	0
10/22	at Atlanta	1	1	6	1	7	0.0	0.0	0/0	0	0	0
10/29	at Oakland	1	1	4	1	5	0.5	1.0	0/0	0	0	0
11/5	DENVER	1	1	4	2	6	1.0	6.0	0/0	1	0	0
11/12	NEW ORLEANS	1	1	4	1	5	0.0	0.0	0/0	0	0	0
11/19	at Cleveland	1	1	3	0	3	0.0	0.0	0/0	0	0	0
11/26	at Baltimore	1	1	1	2	3	0.0	0.0	0/0	0	0	0
12/3	TAMPA BAY	1	1	3	0	3	1.0	1.0	0/0	0	0	0
12/7	CLEVELAND	1	1	2	2	4	0.0	0.0	0/0	0	1	1
12/17	at Carolina	1	1	2	0	2	1.0	4.0	0/0	0	0	0
12/24	BALTIMORE	1	1	4	4	8	0.0	0.0	0/0	0	0	0
12/31	at Cincinnati	1	1	2	1	3	0.0	0.0	0/0	0	0	0
SEASON TOTALS		16	16	48	16	64	4.5	17.0	0/0	2	1	1

2010 PLAYERS

Aaron Smith

Smith's 2005 Game-by-Game Statistics

Date	Opponent	GP	GS	T	AT	TOT	Sacks	Yds	Int	PD	FF	FR
9/11	TENNESSEE	1	1	5	0	5	0.0	0.0	0/0	0	0	0
9/18	at Houston	1	1	2	0	2	0.0	0.0	0/0	0	0	0
9/25	NEW ENGLAND	1	1	0	2	2	0.0	0.0	0/0	0	0	0
10/10	at San Diego	1	1	1	1	2	0.0	0.0	0/0	0	0	0
10/16	JACKSONVILLE	1	1	5	1	6	1.0	7.0	0/0	0	0	0
10/23	at Cincinnati	1	1	1	1	2	0.0	0.0	1/0	1	0	0
10/31	BALTIMORE	1	1	1	0	1	0.0	0.0	0/0	0	0	0
11/6	at Green Bay	1	1	3	0	3	0.0	0.0	0/0	0	0	0
11/13	CLEVELAND	1	1	3	1	4	0.0	0.0	0/0	0	0	0
11/20	at Baltimore	1	1	6	2	8	1.0	2.0	0/0	0	1	0
11/28	at Indianapolis	1	1	6	1	7	0.0	0.0	0/0	0	0	0
12/4	CINCINNATI	1	1	1	0	1	0.0	0.0	0/0	1	0	0
12/11	CHICAGO	1	1	2	0	2	0.0	0.0	0/0	0	0	0
12/18	at Minnesota	1	1	5	0	5	0.0	0.0	0/0	0	0	0
12/24	at Cleveland	1	1	0	1	1	0.0	0.0	0/0	0	0	0
1/1	DETROIT	1	1	4	0	4	0.0	0.0	0/0	1	0	1
SEASON TOTALS		16	16	45	10	55	2.0	9.0	1/0	3	1	1

POSTSEASON

1/8	at Cincinnati	1	1	1	2	3	0.0	0.0	0/0	0	0	0
1/15	at Indianapolis	1	1	1	0	1	0.0	0.0	0/0	0	0	0
1/22	at Denver	1	1	0	1	1	0.0	0.0	0/0	0	0	0
2/5	vs. Seattle	1	1	3	1	4	0.0	0.0	0/0	0	0	0
POSTSEASON TOTALS		4	4	5	4	9	0.0	0.0	0/0	0	0	0

Smith's 2004 Game-by-Game Statistics

Date	Opponent	GP	GS	T	AT	TOT	Sacks	Yds	Int	PD	FF	FR
9/12	OAKLAND	1	1	4	0	4	1.0	8.0	0/0	0	1	1
9/19	at Baltimore	1	1	3	2	5	1.0	3.0	0/0	0	0	0
9/26	at Miami	1	1	4	2	6	0.0	0.0	0/0	0	0	0
10/3	CINCINNATI	1	1	0	1	1	0.0	0.0	0/0	0	0	0
10/10	CLEVELAND	1	1	1	0	1	1.0	1.0	0/0	0	0	0
10/17	at Dallas	1	1	3	0	3	1.0	6.0	0/0	0	0	0
10/31	NEW ENGLAND	1	1	2	0	2	1.0	9.0	0/0	0	0	1
11/7	PHILADELPHIA	1	1	2	1	3	0.0	0.0	0/0	0	0	0
11/14	at Cleveland	1	1	3	0	3	1.0	3.0	0/0	0	1	0
11/21	at Cincinnati	1	1	3	0	3	1.0	9.0	0/0	0	0	0
11/28	WASHINGTON	1	1	5	0	5	1.0	7.0	0/0	0	1	0
12/5	at Jacksonville	1	0	1	3	4	0.0	0.0	0/0	0	0	0
12/12	NEW YORK JETS	1	1	3	3	6	0.0	0.0	0/0	0	0	0
12/18	at New York Giants	1	1	3	2	5	0.0	0.0	0/0	0	0	0
12/26	BALTIMORE	1	1	3	1	4	0.0	0.0	0/0	0	0	0
1/2	at Buffalo	1	1	0	0	0	0.0	0.0	0/0	0	0	0
SEASON TOTALS		16	15	40	15	55	8.0	46.0	0/0	0	3	2

POSTSEASON

1/15	NEW YORK JETS	1	1	3	0	3	1.0	3.0	0/0	0	0	0
1/23	NEW ENGLAND	1	1	3	2	5	0.0	0.0	0/0	0	0	0
POSTSEASON TOTALS		2	2	6	2	8	1.0	3.0	0/0	0	0	0

Smith's 2003 Game-by-Game Statistics

Date	Opponent	GP	GS	T	AT	TOT	Sacks	Yds	Int	PD	FF	FR
9/7	BALTIMORE	1	1	3	0	3	0.0	0.0	0/0	0	0	0
9/14	at Kansas City	1	1	2	1	3	0.0	0.0	0/0	0	0	0
9/21	at Cincinnati	1	1	2	1	3	0.0	0.0	0/0	0	0	0
9/28	TENNESSEE	1	1	4	0	4	0.0	0.0	0/0	0	0	0
10/5	CLEVELAND	1	1	2	2	4	0.0	0.0	0/0	1	0	0
10/12	at Denver	1	1	2	1	3	1.0	6.0	0/0	0	0	0
10/26	ST. LOUIS	1	1	3	1	4	0.0	0.0	0/0	0	0	0
11/2	at Seattle	1	1	4	1	5	0.0	0.0	0/0	0	0	0
11/9	ARIZONA	1	1	2	1	3	0.0	0.0	0/0	0	0	0
11/17	at San Francisco	1	1	0	0	0	0.0	0.0	0/0	1	0	0
11/23	at Cleveland	1	1	2	1	3	0.0	0.0	0/0	2	0	0
11/30	CINCINNATI	1	1	2	0	2	0.0	0.0	0/0	0	0	0



Aaron Smith

MEDIA INFORMATION

FOOTBALL STAFF

2010 PLAYERS

2009 IN REVIEW

STEELERS HISTORY

RECORDS

Smith's 2003 Game-by-Game Statistics (Continued)

Date	Opponent	GP	GS	T	AT	TOT	Sacks	Yds	Int/Yds	PD	FF	FR
12/7	OAKLAND	1	1	1	1	2	1.0	11.0	0/0	0	1	0
12/15	at New York Jets	1	1	7	0	7	0.0	0.0	0/0	0	0	0
12/21	SAN DIEGO	1	1	2	1	3	0.0	0.0	0/0	0	0	0
12/28	at Baltimore	1	1	1	1	2	0.0	0.0	0/0	0	0	0
SEASON TOTALS		16	16	39	12	51	2.0	17.0	0/0	4	1	0

Smith's 2002 Game-by-Game Statistics

Date	Opponent	GP	GS	T	AT	TOT	Sacks	Yds	Int	PD	FF	FR
9/9	at New England	1	1	3	1	4	0.0	0.0	0/0	0	0	0
9/15	OAKLAND	1	1	3	0	3	0.0	0.0	0/0	0	0	0
9/29	CLEVELAND	1	1	3	2	5	1.0	8.0	0/0	0	0	0
10/6	at New Orleans	1	1	7	2	9	0.0	0.0	0/0	0	0	0
10/13	at Cincinnati	1	1	4	0	4	0.0	0.0	0/0	0	0	0
10/21	INDIANAPOLIS	1	1	8	0	8	1.0	5.0	0/0	0	0	0
10/27	at Baltimore	1	1	2	0	2	0.0	0.0	0/0	0	0	0
11/3	at Cleveland	1	1	3	0	3	0.0	0.0	0/0	0	0	0
11/10	ATLANTA	1	1	4	0	4	0.0	0.0	0/0	0	0	0
11/17	at Tennessee	1	1	2	0	2	0.0	0.0	0/0	0	0	0
11/24	CINCINNATI	1	1	3	0	3	1.0	0.0	0/0	0	0	0
12/1	at Jacksonville	1	1	4	0	4	0.0	0.0	0/0	0	0	0
12/8	HOUSTON	1	1	3	2	5	0.0	0.0	0/0	0	0	0
12/15	CAROLINA	1	1	6	0	6	0.0	0.0	0/0	0	0	1
12/23	at Tampa Bay	1	1	2	1	3	2.5	7.5	0/0	0	0	1
12/29	BALTIMORE	1	1	3	0	3	0.0	0.0	0/0	0	0	1
SEASON TOTALS		16	16	60	8	68	5.5	20.5	0/0	0	0	3

POSTSEASON

1/5	CLEVELAND	1	1	1	0	1	0.0	0.0	0/0	0	0	0
1/11	at Tennessee	1	1	1	1	2	0.0	0.0	0/0	0	0	1
POSTSEASON TOTALS		2	2	2	1	3	0.0	0.0	0/0	0	0	1

Smith's 2001 Game-by-Game Statistics

Date	Opponent	GP	GS	T	AT	TOT	Sacks	Yds	Int	PD	FF	FR
9/9	at Jacksonville	1	1	5	1	6	1.0	0.0	0/0	0	0	0
9/30	at Buffalo	1	1	5	2	7	1.0	8.0	0/0	0	0	0
10/7	CINCINNATI	1	1	5	2	7	1.0	6.0	0/0	0	0	0
10/14	at Kansas City	1	1	3	1	4	1.0	4.0	0/0	0	0	0
10/21	at Tampa Bay	1	1	0	1	1	0.0	0.0	0/0	0	0	0
10/29	TENNESSEE	1	1	1	1	2	0.0	0.0	0/0	0	0	0
11/4	BALTIMORE	1	1	1	1	2	0.0	0.0	0/0	0	0	0
11/11	at Cleveland	1	1	3	0	3	1.0	6.0	0/0	0	0	0
11/18	JACKSONVILLE	1	1	3	0	3	0.0	0.0	0/0	0	0	0
11/25	at Tennessee	1	1	3	0	3	1.0	0.0	0/0	0	0	0
12/2	MINNESOTA	1	1	0	1	1	0.0	0.0	0/0	0	0	0
12/9	NEW YORK JETS	1	1	0	1	1	0.0	0.0	0/0	0	0	0
12/16	at Baltimore	1	1	2	2	4	0.0	0.0	0/0	0	0	0
12/23	DETROIT	1	1	2	0	2	1.0	1.0	0/0	0	1	0
12/30	at Cincinnati	1	1	0	2	2	0.0	0.0	0/0	0	0	0
1/6	CLEVELAND	1	1	2	0	2	1.0	9.0	0/0	1	0	0
SEASON TOTALS		16	16	35	15	50	8.0	34.0	0/0	1	1	0

POSTSEASON

1/20	BALTIMORE	1	1	1	1	2	0.0	0.0	0/0	0	0	0
1/27	NEW ENGLAND	1	1	3	1	4	1.0	3.0	0/0	0	0	0
POSTSEASON TOTALS		2	2	4	2	6	1.0	3.0	0/0	0	0	0

Smith's 2000 Game-by-Game Statistics

Date	Opponent	GP	GS	T	AT	TOT	Sacks	Yds	Int	PD	FF	FR
9/3	BALTIMORE	1	1	0	3	3	0.0	0.0	0/0	0	0	0
9/17	at Cleveland	1	0	1	0	1	0.0	0.0	0/0	0	0	0
9/24	TENNESSEE	1	1	1	0	1	0.0	0.0	0/0	0	0	0
10/1	at Jacksonville	1	1	5	3	8	2.0	8.0	0/0	0	0	0
10/8	at New York Jets	1	1	4	0	4	0.0	0.0	0/0	0	0	0
10/15	CINCINNATI	1	1	2	1	3	0.0	0.0	0/0	0	0	0

2010 PLAYERS

Aaron Smith

Smith's 2000 Game-by-Game Statistics (Continued)

Date	Opponent	GP	GS	T	AT	TOT	Sacks	Yds	Int/Yds	PD	FF	FR
10/22	CLEVELAND	1	1	0	1	1	0.0	0.0	0/0	0	0	0
10/29	at Baltimore	1	1	2	1	3	1.0	0.0	0/0	1	0	0
11/5	at Tennessee	1	1	3	0	3	0.0	0.0	0/0	0	0	0
11/12	PHILADELPHIA	1	1	5	0	5	1.0	7.0	0/0	0	0	0
11/19	JACKSONVILLE	1	1	3	1	4	0.0	0.0	0/0	0	0	0
11/26	at Cincinnati	1	1	4	0	4	0.0	0.0	0/0	1	0	0
12/3	OAKLAND	1	1	3	0	3	0.0	0.0	0/0	0	0	0
12/10	at New York Giants	1	1	2	1	3	0.0	0.0	0/0	0	0	0
12/16	WASHINGTON	1	1	1	0	1	0.0	0.0	0/0	0	0	0
12/24	at San Diego	1	1	2	0	2	0.0	0.0	0/0	0	0	0
SEASON TOTALS		16	15	38	11	49	4.0	15.0	0/0	2	0	0

Smith's 1999 Game-by-Game Statistics

Date	Opponent	GP	GS	T	AT	TOT	Sacks	Yds	Int	PD	FF	FR
9/12	at Cleveland						INACTIVE					
9/19	at Baltimore						INACTIVE					
9/26	SEATTLE						INACTIVE					
10/3	JACKSONVILLE						DID NOT PLAY					
10/10	at Buffalo						DID NOT PLAY					
10/17	at Cincinnati						DID NOT PLAY					
10/25	ATLANTA	1	0	0	0	0	0.0	0.0	0/0	0	0	0
11/7	at San Francisco	1	0	0	0	0	0.0	0.0	0/0	0	0	0
11/14	CLEVELAND						DID NOT PLAY					
11/21	at Tennessee						DID NOT PLAY					
11/28	CINCINNATI	1	0	0	0	0	0.0	0.0	0/0	0	0	0
12/2	at Jacksonville						INACTIVE					
12/12	BALTIMORE						INACTIVE					
12/18	at Kansas City	1	0	0	0	0	0.0	0.0	0/0	0	0	0
12/26	CAROLINA	1	0	0	0	0	0.0	0.0	0/0	0	0	0
1/2	TENNESSEE	1	0	0	1	1	0.0	0.0	0/0	1	0	0
SEASON TOTALS		6	0	0	1	1	0.0	0.0	0/0	1	0	0

Smith's Career Statistics

REGULAR SEASON

Year	Team	GP	GS	T	AT	TOT	Sacks	Yds	Int	PD	FF	FR
1999	Pittsburgh	6	0	0	1	1	0.0	0.0	0/0	1	0	0
2000	Pittsburgh	16	15	38	11	49	4.0	15.0	0/0	2	0	0
2001	Pittsburgh	16	16	35	15	50	8.0	34.0	0/0	1	1	0
2002	Pittsburgh	16	16	60	8	68	5.5	20.5	0/0	0	0	3
2003	Pittsburgh	16	16	39	12	51	2.0	17.0	0/0	4	1	0
2004	Pittsburgh	16	15	40	15	55	8.0	46.0	0/0	0	3	2
2005	Pittsburgh	16	16	45	10	55	2.0	9.0	1/0	3	1	1
2006	Pittsburgh	16	16	48	16	64	4.5	17.0	0/0	2	1	1
2007	Pittsburgh	11	11	31	8	39	2.5	15.0	0/0	0	0	2
2008	Pittsburgh	16	16	53	9	62	4.5	38.5	0/0	4	0	0
2009	Pittsburgh	5	5	9	4	13	2.0	13.0	0/0	0	0	0
NFL Totals		150	142	398	109	507	43.0	227.0	1/0	17	7	9

POSTSEASON

Year	Team	GP	GS	T	AT	TOT	Sacks	Yds	Int	PD	FF	FR
2001	Pittsburgh	2	2	4	2	6	1.0	3.0	0/0	0	0	0
2002	Pittsburgh	2	2	2	1	3	0.0	0.0	0/0	0	0	1
2004	Pittsburgh	2	2	6	2	8	1.0	3.0	0/0	0	0	0
2005	Pittsburgh	4	4	5	4	9	0.0	0.0	0/0	0	0	0
2007	Pittsburgh	0	0	0	0	0	0.0	0.0	0/0	0	0	0
2008	Pittsburgh	3	3	4	2	6	1.0	7.0	0/0	0	0	0
NFL Totals		13	13	21	11	32	3.0	13.0	0/0	0	0	1



Matt Spaeth TE

HEIGHT — 6-7
WEIGHT — 270
COLLEGE — Minnesota
BIRTHDATE — Nov. 24, 1983

BIRTHPLACE — St. Michael, Minn.
HOW ACQUIRED — D3-'07 (#77)
NFL EXPERIENCE — 4th Year

89



PRO

(46-25/4-4): Signed his one-year contract tender on April 16, 2010...was the Steelers third-round pick (77th overall) in the 2007 NFL Draft...played in all 16 game the past two seasons...played in 14 games as a rookie, starting five...provides a large target for QB Ben Roethlisberger at 6-foot-7.

2009 (16-7): Played in all 16 games at TE...had five receptions for 25 yards and caught one touchdown...**9/10 vs. Tennessee:** Made his ninth consecutive start at TE as the team opened in a two-tight end formation...also contributed on special teams...**9/20 at Chicago:** Played in his 30th consecutive game...caught two passes for 10 yards (5.0 avg.) with one touchdown and a long of nine...**9/27 at Cincinnati:** Played in his 31st consecutive game...caught one pass for seven yards...**10/4 vs. San Diego:** Made his 20th career start as the team opened in a two-tight end formation...**10/11 at Detroit:** Made his 21st career start as the team opened in a two-tight end formation...**10/18 vs. Cleveland:** Played in his 34th consecutive game as a contributor on offense and special teams...**10/25 vs. Minnesota:** Played in his 35th consecutive game as a contributor on offense and special teams...**11/9 at Denver:** Made his 22nd career start as the team opened up in a two-tight end formation...**11/15 vs. Cincinnati:** Made his 23rd career start as the team opened up in a two-tight end formation...caught one pass for one yard...**11/22 at Kansas City:** Made his 24th career start as the team opened up in a two-tight end formation...caught one pass for seven yards...**11/29 at Baltimore:** Played in his 39th consecutive game as a contributor on offense...**12/6 vs. Oakland:** Played in his 40th consecutive game as a contributor on offense...**12/10 at Cleveland:** Made his 25th start as the team opened up in a two-tight end formation...**12/20 vs. Green Bay:** Played in his 42nd consecutive game as a contributor on offense...**12/27 vs. Baltimore:** Played in his 43rd consecutive game as a contributor on offense...**1/3 at Miami:** Played in his 44th consecutive game as a contributor on offense.

2008 (16-13/3-3): Played in 16 regular-season games, making 13 starts...established career highs

with 17 receptions for 136 yards (8.0 avg.)...caught a career-high six passes for 53 yards (8.8 avg.) against the Colts on November 9, then matched that total by catching six more passes for 55 yards (9.2 avg.) the following week against the Chargers...started all three postseason games...caught one pass for six yards...**9/7 vs. Houston:** Played in his 13th straight game as a reserve at TE...caught one pass for six yards...**9/14 at Cleveland:** Made his sixth career start at TE as the team opened in a two-tight end formation...**9/21 at Philadelphia:** Made his second consecutive start at TE as the team opened in a three-tight end formation but did not record a catch...**9/29 vs. Baltimore:** Made his third consecutive start at TE as the team opened in a two-tight end formation...recorded one solo tackle on special teams...**10/5 at Jacksonville:** Made his fourth consecutive start at TE as the team opened in a two-tight end formation...**10/19 at Cincinnati:** Played in his 18th straight game at TE...caught one pass for six yards...**10/26 vs. New York Giants:** Made his 10th career start at TE as the team opened in a two-tight end formation but did not record a catch...**11/3 at Washington:** Played in his 19th straight game at TE...caught one pass for six yards...**11/9 vs. Indianapolis:** Made his sixth start of the season at TE...established a career high with six receptions for 53 yards (8.8 avg.) with a season-long of 13 yards...returned one kickoff for three yards...**11/16 vs. San Diego:** Made his second consecutive start at TE...tied his career high with six receptions for a career-high 55 yards (9.2 avg.) with a long of 11 yards...**11/20 vs. Cincinnati:** Made his third consecutive start at TE as the Steelers started in a two-tight end formation...paved the way for the Steelers to rush for 121 yards on 37 attempts (3.3 avg.) with a long of 15 yards and one touchdown...**11/30 at New England:** Made his fourth consecutive start at TE as the Steelers started in a two-tight end formation...caught one pass for four yards...**12/7 vs. Dallas:** Made his fifth consecutive start at TE as the Steelers started in a two-tight end formation...caught one pass for six yards...**12/14 at Baltimore:** Made his sixth consecutive start at TE as the Steelers started in a two-tight end formation...**12/21 at Tennessee:** Made his

2010 PLAYERS

Matt Spaeth

seventh consecutive start at TE as the Steelers started in a two-tight end formation...**12/28 vs. Cleveland:** Made his eighth consecutive start at TE as the Steelers started in a two-tight end formation...**AFC Divisional Game 1/11 vs. San Diego:** Made his second consecutive postseason start at TE as the Steelers started in a two-tight end formation...**AFC Championship Game 1/18 vs. Baltimore:** Made his third consecutive postseason start at TE as the Steelers started in a two-tight end formation...**Super Bowl XLIII 2/1 vs. Arizona:** Made his fourth consecutive postseason start at TE as the Steelers started in a two-tight end formation...caught one pass for six yards.

2007 [14-5-1-1]: Appeared in 14 games, starting five...also started the AFC Wild Card Game...was inactive Weeks 3 and 4 due to a deep thigh bruise...made NFL debut in Week 1 win over Cleveland, where his first career reception (five yards) went for a touchdown...for the season he made five receptions for 34 yards (6.8 avg.) and three scores...made one catch for seven yards in the playoff loss to Jacksonville...**9/9 at Cleveland:** Saw action in his first NFL game...his first career catch was a five-yard TD and his only catch on the day...**9/16 vs. Buffalo:** Had his first career start and registered his second career TD catch from one-yard out...also helped pave the way for Willie Parker to have his 15th career 100-yard rushing game...**9/23 vs. San Francisco:** Was inactive due to injury...**9/30 at Arizona:** Was inactive for the second consecutive week due to a deep thigh bruise...**10/7 vs. Seattle:** Returned to action after sitting out the previous two games due to injury, but did not register a catch...**10/21 at Denver:** Saw extensive action at TE and caught his third TD of the season...**10/28 at Cincinnati:** Saw extensive action as a blocking tight end and did not register a catch...**11/5 vs. Baltimore:** Saw extensive action at TE but did not register a catch...**11/11 vs. Cleveland:** Saw extensive action and started in his second career game at TE...did not register a catch...**11/18 at New York Jets:** Made his second consecutive start of the season at TE...finished the game with one catch for six yards...**11/26 vs. Miami:** Played in his ninth game of the season but did not register a catch...**12/2 vs. Cincinnati:** Made his fourth career start as a second TE...did not register a catch...**12/9 at New England:** Made his fifth career start at TE but did not register a catch...**12/16 vs. Jacksonville:** Played in his 10th consecutive game but did not register a catch...**12/20 at St. Louis:** Saw action in his 11th consecutive game but did not register a catch...**12/30 at Baltimore:** Played in his 14th career game but did not register a

catch...**AFC Wild Card Game 1/5 vs. Jacksonville:** Made his first career postseason start and finished with one catch for seven yards.

COLLEGE

Won the 2006 John Mackey Award, given annually to the nation's top tight end...holds the school career records for tight ends with 109 receptions for 1,291 yards. **2006:** All-Big Ten Conference first-team selection and honored by the league as the recipient of the Sportsmanship Award...won the team's Bronko Nagurski Most Valuable Player Award...started 11 games, missing the Ohio State clash after separating his right shoulder vs. North Dakota State...finished second on the team with 47 receptions for 564 yards (12.0 avg.) and four touchdowns...recorded one solo tackle...was not called for a penalty in any game...produced 22 first downs among his 47 grabs...eight of his receptions were for 20 yards or longer. **2005:** All-Big Ten Conference first-team and Academic All-Big Ten choice...winner of the school's Scholar-Athlete Award...started every game, finishing third on the team with 26 receptions for 333 yards (12.8 avg.) and four touchdowns. **2004:** Academic All-Big Ten Conference, adding honorable mention All-Big Ten accolades...named Minnesota's Scholar-Athlete...started every game, finishing third on the team with 24 receptions for 298 yards (12.4 avg.) and four touchdowns. **2003:** Academic All-Big Ten Conference selection and Minnesota Scholar-Athlete...earned All-Big Ten Conference Freshman Team honors from *The Sporting News*...saw action in all 13 games, starting 10 contests...ranked sixth on the squad with 12 catches for 96 yards (8.2 avg.)...gained 49 yards on three kickoff returns (16.3 avg.). **2002:** Redshirted.

PERSONAL

Attended St. Michael-Albertville (Minn.) High School...first-team All-Metro pick by the Minnesota High School Coaches Association, the *Minneapolis Star Tribune* and KARE 11-TV as a senior...twice earned All-County and All-Conference accolades...named the Defensive MVP of the 1999 3A state championship game and was also the Defensive MVP of his conference...made 22 receptions for 294 yards and three touchdowns his senior year as a tight end...registered 203 tackles with eight interceptions and forced five fumbles as a rush end that season...earned three letters as a center on the basketball team, averaging 30 points and 13 rebounds per game...named All-Conference three times for his play on the hardwood...son of Terri and Ken Spaeth...father was a tight end at Nebraska (1975-77) and chosen in the fifth round of the 1978 NFL Draft by the Buffalo Bills...Full name: Matt Spaeth.



Matt Spaeth

Spaeth's 2009 Game-by-Game Statistics

RECEIVING

Date	Opponent	GP	GS	Rec	Yds	Avg	Lg	TD
9/10	TENNESSEE	1	1	0	0	0.0	0	0
9/20	at Chicago	1	0	2	10	5.0	9	1
9/27	at Cincinnati	1	0	1	7	7.0	7	0
10/4	SAN DIEGO	1	1	0	0	0.0	0	0
10/11	at Detroit	1	1	0	0	0.0	0	0
10/18	CLEVELAND	1	0	0	0	0.0	0	0
10/25	MINNESOTA	1	0	0	0	0.0	0	0
11/9	at Denver	1	1	0	0	0.0	0	0
11/15	CINCINNATI	1	1	1	1	1.0	1	0
11/22	at Kansas City	1	1	1	7	7.0	7	0
11/29	at Baltimore	1	0	0	0	0.0	0	0
12/6	OAKLAND	1	0	0	0	0.0	0	0
12/10	at Cleveland	1	1	0	0	0.0	0	0
12/20	GREEN BAY	1	0	0	0	0.0	0	0
12/27	BALTIMORE	1	0	0	0	0.0	0	0
1/3	at Miami	1	0	0	0	0.0	0	0
SEASON TOTALS		16	7	5	25	5.0	9	1

Spaeth's 2008 Game-by-Game Statistics

RECEIVING

Date	Opponent	GP	GS	Rec	Yds	Avg	Lg	TD
9/7	HOUSTON	1	0	1	6	6.0	6	0
9/14	at Cleveland	1	1	0	0	0.0	0	0
9/21	at Philadelphia	1	1	0	0	0.0	0	0
9/29	BALTIMORE	1	1	0	0	0.0	0	0
10/5	at Jacksonville	1	1	0	0	0.0	0	0
10/19	at Cincinnati	1	0	1	6	6.0	6	0
10/26	NEW YORK GIANTS	1	1	0	0	0.0	0	0
11/3	at Washington	1	0	1	6	6.0	6	0
11/9	INDIANAPOLIS	1	1	6	53	8.8	13	0
11/16	SAN DIEGO	1	1	6	55	9.2	11	0
11/20	CINCINNATI	1	1	0	0	0.0	0	0
11/30	at New England	1	1	1	4	4.0	4	0
12/7	DALLAS	1	1	1	6	6.0	6	0
12/14	at Baltimore	1	1	0	0	0.0	0	0
12/21	at Tennessee	1	1	0	0	0.0	0	0
12/28	CLEVELAND	1	1	0	0	0.0	0	0
SEASON TOTALS		16	13	17	136	8.0	13	0

POSTSEASON

1/11	SAN DIEGO	1	1	0	0	0.0	0	0
1/18	BALTIMORE	1	1	0	0	0.0	0	0
2/1	vs. Arizona	1	1	1	6	6.0	6	0
POSTSEASON TOTALS		3	3	1	6	6.0	6	0

Spaeth's 2007 Game-by-Game Statistics

RECEIVING

Date	Opponent	GP	GS	Rec	Yds	Avg	Lg	TD
9/9	at Cleveland	1	0	1	5	5.0	5	1
9/16	BUFFALO	1	1	2	10	5.0	9	1
9/23	SAN FRANCISCO							
9/30	at Arizona							
10/7	SEATTLE	1	0	0	0	0.0	0	0
10/21	at Denver	1	0	1	13	13.0	13	1
10/28	at Cincinnati	1	0	0	0	0.0	0	0
11/5	BALTIMORE	1	0	0	0	0.0	0	0
11/11	CLEVELAND	1	1	0	0	0.0	0	0
11/18	at New York Jets	1	1	1	6	6.0	6	0
11/26	MIAMI	1	0	0	0	0.0	0	0
12/2	CINCINNATI	1	1	0	0	0.0	0	0
12/9	at New England	1	1	0	0	0.0	0	0
12/16	JACKSONVILLE	1	0	0	0	0.0	0	0
12/20	at St. Louis	1	0	0	0	0.0	0	0
12/30	at Baltimore	1	0	0	0	0.0	0	0
SEASON TOTALS		14	5	5	34	6.8	13	3

POSTSEASON

1/5	JACKSONVILLE	1	1	1	7	7.0	7	0
POSTSEASON TOTALS		1	1	1	7	7.0	7	0

Spaeth's Career Statistics

RECEIVING

Date	Opponent	GP	GS	Rec	Yds	Avg	Lg	TD
2007	Pittsburgh	14	5	5	34	6.8	13	3
2008	Pittsburgh	16	13	17	136	8.0	13	0
2009	Pittsburgh	16	7	5	25	5.0	9	1
NFL Totals		46	25	27	195	7.2	13	4

Career Special Teams Tackles (1): 0 in 2007 and 1 in '08 and 0 in '09

Additional Statistics: Returned one kickoff for three yards vs. Indianapolis on 11/9/08.

POSTSEASON

2007	Pittsburgh	1	1	1	7	7.0	7	0
2008	Pittsburgh	3	3	1	6	6.0	6	0
NFL Totals		4	4	2	13	6.5	7	0

Max Starks **OT**

HEIGHT — 6-8

WEIGHT — 345

COLLEGE — Florida

BIRTHDATE — Jan. 10, 1982

BIRTHPLACE — Orlando, Fla.

HOW ACQUIRED — D3-04 (#75)

NFL EXPERIENCE — 7th Year

78

**PRO**

(88-61/9-7): Is a mammoth offensive lineman at 6-foot-8, 345 pounds...is the son of former Cincinnati Bengals defensive end Ross Browner...was one of three NFL players to embark on the USO Tour during the spring of 2006...signed a one-year tender during the 2008 offseason after the Steelers designated him as a transition player...signed the franchise tender the Steelers offered him during the 2009 offseason prior to signing a four-year contract extension to keep him with the team through 2012...originally drafted by the Steelers in the third round (75th overall) in the 2004 NFL Draft.

2009 (16-16): Started all 16 games at LT...provided protection for QB Ben Roethlisberger to throw for more than 4,300 yards, 26 touchdowns, and complete 66 pct. of his passes during his record-setting season...**9/10 vs. Tennessee:** Made his 12th consecutive start at LT...provided protection for Ben Roethlisberger to complete 33-of-43 passes (76.7 pct.) for 363 yards with one touchdown...**9/20 at Chicago:** Made his 13th consecutive start at LT...provided protection for Roethlisberger to complete 23-of-35 passes (65.7 pct.) for 221 yards with one touchdown...**9/27 at Cincinnati:** Made his 14th consecutive start at LT...paved way for Willie Parker to rush 25 times for 93 yards (3.7 avg.) with a long of 24...held Bengals' DE Antwan Odom, the NFL sack leader entering the game, to no sacks...**10/4 vs. San Diego:** Made his 15th consecutive start at LT...paved the way for Rashard Mendenhall to rush 165 yards in 29 attempts (5.7 avg.) with two touchdowns...**10/11 at Detroit:** Made his 16th consecutive start at LT...provided protection for Ben Roethlisberger to complete 23-of-30 passes (76.7 pct.) for 277 yards with three touchdowns...**10/18 vs. Cleveland:** Made his 17th consecutive start at LT...provided protection for Ben Roethlisberger to complete 23-of-35 passes (65.6 pct.) for 417 yards with two touchdowns...**10/25 vs. Minnesota:** Made his 18th consecutive start at LT...provided protection for Ben Roethlisberger to complete 14-of-26 passes (53.8 pct.) for 175 yards with one touchdown...**11/9 at Denver:** Made his 19th consecutive start at LT...provided protection for Ben Roethlisberger to complete 21-of-29

passes (72.4 pct.) for 233 yards with one touchdown...paved the way for Rashard Mendenhall to rush 22 times for 155 yards (7.0 avg.) with a long of 36...**11/15 vs. Cincinnati:** Made his 20th consecutive start at LT...provided protection for Ben Roethlisberger to complete 20-of-40 passes (50.0 pct.) for 174 yards...**11/22 at Kansas City:** Made his 25th consecutive start at LT...provided protection for Ben Roethlisberger to complete 32-of-42 passes (76.2 pct.) for 398 yards with three touchdowns...**11/29 at Baltimore:** Made his 26th consecutive start at LT...paved the way for Rashard Mendenhall to rush 95 yards in 24 attempts (4.0 avg.) with a long of 15...marked the first time of the season the offensive line did not allow a sack...**12/6 vs. Oakland:** Made his 27th consecutive start at LT...paved the way for Rashard Mendenhall to rush 103 yards in 20 attempts (5.2 avg.) with one touchdown...provided protection for Ben Roethlisberger to complete 18-of-24 passes (75.0 pct.) for 278 yards with two touchdowns...**12/10 at Cleveland:** Made his 28th consecutive start at LT...provided protection for Ben Roethlisberger to complete 18-of-32 passes (56.2 pct.) for 201 yards with a long of 24...**12/20 vs. Green Bay:** Made his 29th consecutive start at LT...provided protection for Ben Roethlisberger to complete 29-of-46 passes (63.0 pct.) for 503 yards and three touchdowns...**12/27 vs. Baltimore:** Made his 30th consecutive start at LT...provided protection for Ben Roethlisberger to complete 17-of-33 passes (51.5 pct.) for 259 yards with one touchdown...**1/3 at Miami:** Made his 31st consecutive start at LT...provided protection for Ben Roethlisberger to complete 18-of-27 passes (66.7 pct.) for 220 yards and three touchdowns...paved the way for Rashard Mendenhall to rush 94 yards in 20 attempts (4.7 avg.) with a long of 36 and Willie Parker to rush 91 yards in 12 attempts (7.6 avg.) with a long of 34.

2008 (16-11/3-3): Played in all 16 regular-season games for the third time in his career, starting the final 11 at LT after an injury to Marvel Smith...also contributed on special teams...started all three postseason games at LT...paved way for Willie Parker to rush 27 times for 146 yards (5.4 avg.) with two touchdowns, the third-highest total in team postsea-



son history during the AFC Divisional Game...**9/7 vs. Houston:** Played in his 17th straight game as a reserve along the offensive line and also as a contributor on special teams...**9/14 at Cleveland:** Played in his 18th consecutive game as a contributor on special teams...**9/21 at Philadelphia:** Played in his 19th consecutive game...contributed on special teams...**9/29 vs. Baltimore:** Played in his 20th consecutive game...contributed on special teams...**10/5 at Jacksonville:** Played in his 21st consecutive game as an extra tight end in goal-line formations...also contributed on special teams...**10/19 at Cincinnati:** Made his first start of the season and the 35th of his career at LT...provided the protection for Ben Roethlisberger to complete 17-of-28 passes for 216 yards with two touchdowns...part of an offensive line which held the Bengals without a sack...**10/26 vs. New York Giants:** Made his second consecutive start at LT...paved the way for Mewelde Moore to rush for 84 yards on 19 attempts [4.4 avg.] with a long of 32 yards and one touchdown...**11/3 at Washington:** Made his third consecutive start at LT...provided protection for Byron Leftwich to complete 7-of-10 passes for 129 yards with one touchdown and a passer rating of 145.8...**11/9 vs. Indianapolis:** Made his fourth consecutive start at LT...paved the way for Moore to rush for two touchdowns, the third time this season that a Steelers' running back has rushed for multiple touchdowns in one game...**11/16 vs. San Diego:** Made his fifth consecutive start at LT...provided protection for Roethlisberger to finish 31-for-41 for 308 yards and a passer rating of 96.4...**11/20 vs. Cincinnati:** Made his sixth consecutive start at LT...paved way for the Steelers to rush for 121 yards on 37 attempts [3.3 avg.] with a long of 15 yards and one touchdown...**11/30 at New England:** Made his seventh consecutive start at LT...provided protection for Roethlisberger to complete 17-of-33 passes for 179 yards with two touchdowns and one interception...**12/7 vs. Dallas:** Made his eighth consecutive start at LT...provided protection for Roethlisberger to complete 17-of-33 passes for 204 yards with one touchdown for a passer rating of 80.9...**12/14 at Baltimore:** Played in his 70th career game and made his ninth consecutive start at LT...provided protection for Roethlisberger to complete 22-of-40 for 246 yards with one touchdown for a passer rating 81.9...**12/21 at Tennessee:** Made his 10th consecutive start at LT...provided protection for Roethlisberger to pass for a season-high 329 yards on 25-of-39 attempts with two touchdowns and two interceptions...**12/28 vs. Cleveland:** Made his 45th career start at LT...paved way for Parker to rush for 116 yards on 23 attempts [5.0 avg.] with one touchdown...

AFC Divisional Game 1/11 vs. San Diego: Made his fifth career postseason start...paved way for Parker to rush for 146 yards on 27 attempts [5.4 avg.] with two touchdowns...**AFC Championship Game 1/18 vs. Baltimore:** Made his second consecutive postseason start at LT...provided protection for Roethlisberger to complete 16-of-33 passes for 255 yards with one touchdown for a passer rating of 84.8...**Super Bowl XLIII 2/1 vs. Arizona:** Made his third consecutive postseason start at LT...provided protection for Roethlisberger to complete 21-of-30 passes for 256 yards with one touchdown and one interception for a passer rating of 93.2.

2007 [16-4/0-0]: Played in all 16 regular-season games, making four starts at LT in place of injured Marvel Smith...also filled in on special teams and as a blocking TE...placed on the Reserve/Injured List on Jan. 2...**9/9 at Cleveland:** Relieved Smith at LT for the last two Steelers possessions...**9/16 vs. Buffalo:** Saw action for the second consecutive game at LT...helped Willie Parker have his 15th 100-yard rushing game of his career...part of a line that allowed the offense to pick up 420 total yards, with 184 coming on the ground and 236 in the air...**9/23 vs. San Francisco:** Saw limited action on the offensive line, mostly in goal-line situations...**9/30 at Arizona:** Saw limited action on the offensive line, but helped allow Ben Roethlisberger to pass for 242 yards...**10/7 vs. Seattle:** Saw action after Smith was bothered with a knee injury and helped the offense pick up 342 total yards, with 163 rushing and 179 passing...allowed Parker to have his 17th career and fourth 100-yard rushing game of the season [102 yards]...also made way for Najeh Davenport to rush for 58 yards and two rushing TDs...**10/21 at Denver:** Saw extensive play as a blocking TE...part of a line that allowed the offense to gain 379 total yards and allowed Roethlisberger to pass for 290 yards, four TDs...**10/28 at Cincinnati:** Saw limited action on offense and also played on special teams...**11/5 vs. Baltimore:** Played in his 48th career game and saw extensive action as a blocking TE...was a key factor in Roethlisberger going 13-of-16 passing for 209 yards with a career-high five TDs, while registering a perfect passer rating of 158.3...also a major part in Roethlisberger being able to pass for a TD in 13 consecutive games, which broke Terry Bradshaw's previous record of 12...**11/11 vs. Cleveland:** Saw extensive playing time as a blocking tight end, while playing in his ninth consecutive game...helped the offense pick up 401 total yards, while helping Parker to rush for 105 yards on 25 attempts [4.2 avg.], giving him his sixth 100-yard rushing game of the season...also made it possible for

2010 PLAYERS

Max Starks

Roethlisberger to complete 23-of-35 passes for 278 yards and two TDs while finishing with a passer rating of 99.9...**11/18 at New York Jets:** Played in his 10th consecutive and 50th career game...saw extensive action as a blocking TE...part of an offensive line that allowed the Steelers to gain 263 total yards, 112 rushing and 151 passing...**11/26 vs. Miami:** Made his first start of the season in place of the injured Smith...**12/2 vs. Cincinnati:** Made his second consecutive and career start at LT in place of the injured Smith...part of an offensive line that allowed Roethlisberger to pass for two TDs, while also helping Parker gain 87 rushing yards, passing Barry Foster and Dick Hoak on the all-time rushing list for fifth place with 3,975 rushing yards...**12/9 at New England:** Saw action on special teams...**12/16 vs. Jacksonville:** Replaced Smith in the fourth quarter...part of an offensive line that helped Parker rush for 100 yards on 14 carries (7.1 avg.), which gave him his eighth 100-yard rushing game of the season...**12/20 at St. Louis:** Played in his 15th consecutive game, while starting in place of an injured Smith at LT...helped Davenport run for 123 yards on 24 carries (5.1 avg.) and one TD, while also allowing Roethlisberger to finish 16-of-20 passing for 261 yards and three TDs, which gave him his third perfect (158.3) passer rating of his career...**12/30 at Baltimore:** Started at LT for the second consecutive game...**1/2:** Placed on Reserve/Injured List.

2006 (14-14): Started the first 14 games of the year before sitting out the last two with a knee injury...**9/7 vs. Miami:** Started at RT for the 27th consecutive game and helped team gain 143 rushing yards...**9/18 at Jacksonville:** Started at RT...**9/24 vs. Cincinnati:** Started at RT and helped Willie Parker gain 133 yards, his second 100-yard game this season...**10/8 at San Diego:** Started at RT for the 20th consecutive game...**10/15 vs. Kansas City:** Started at RT...helped offense gain 457 yards, including 219 rushing yards on 42 rushes (5.2 avg.) and three TDs...**10/22 at Atlanta:** Started at RT and helped team gain 473 yards and five touchdowns...**10/29 at Oakland:** Started at RT...**11/5 vs. Denver:** Started at RT and helped the offense gain 499 total yards...**11/12 vs. New Orleans:** Started at RT and helped the offense gain 467 yards of offense and five touchdowns, including 217 rushing yards...helped Parker rush for 213 yards (third-highest total in team history)...**11/19 at Cleveland:** Started at RT...**11/26 at Baltimore:** Started at RT...**12/3 vs. Tampa Bay:** Started at RT...**12/7 vs. Cleveland:** Helped the offense possess the ball for 38:47 and gain 528 total yards, including 303 rushing yards on 52 carries (5.8 avg.) and two touchdowns...helped Parker set

a new franchise single-game rushing record with 223 yards...**12/17 at Carolina:** Started at RT and helped the offense possess the ball for 37:13...**12/24 vs. Baltimore:** Missed his first career game because of a knee injury...**12/31 at Cincinnati:** Was inactive with a knee injury.

2005 (16-16/4-4): Entered season as starter for the first time...started every game at right tackle...helped the Steelers rank third in the AFC and fifth in the NFL in rushing yards per game (138.9 avg.)...guided the way for first-year starter Willie Parker to eclipse the 1,000-yard rushing mark for the first time in his career...**9/11 vs. Tennessee:** Started at right tackle...helped Parker set a team record with 161 rushing yards in a season-opener...**9/18 at Houston:** Started at right tackle...helped team rush for 135 yards, including 111 by Parker...**9/25 vs. New England:** Started his third straight game at right tackle...**10/10 at San Diego:** Started at right tackle...helped team control possession for 33:23...**10/16 vs. Jacksonville:** Started his fifth straight game at right tackle...**10/23 at Cincinnati:** Started at right tackle and helped the offense compile 221 rushing yards and possess the ball for 35:29...**10/31 vs. Baltimore:** Started at right tackle...**11/6 at Green Bay:** Started at right tackle and helped team compile 154 rushing yards...**11/13 vs. Cleveland:** Started at RT...helped the team rush for 159 yards on 41 carries (3.9 avg.) and three touchdowns...also helped the offense possess the ball for 36:23...**11/20 at Baltimore:** Started at right tackle for the 10th time this season...**11/28 at Indianapolis:** Started at right tackle...**12/4 vs. Cincinnati:** Started for the 12th straight game at right tackle...**12/11 vs. Chicago:** Started at RT and helped team gain 190 yards rushing on 46 carries (4.1 avg.) and score two touchdowns...**12/18 at Minnesota:** Started at RT and helped the team compile 142 rushing yards and possess the ball for 36:48...**12/24 at Cleveland:** Started at RT and helped the team rush for 209 yards on 35 carries (6.0 avg.)...**1/1 vs. Detroit:** Started at RT and helped team rush for four TDs and 199 yards on 44 attempts (4.5 avg.)...**AFC Wild Card Game 1/8 at Cincinnati:** Started at RT and helped team gain 346 total yards on offense...**AFC Divisional Game 1/15 at Indianapolis:** Started at RT and helped team gain 112 rushing yards and 295 total...**AFC Championship Game 1/22 at Denver:** Started at RT and helped team gain 358 total yards on offense...**Super Bowl XL 2/5 vs. Seattle:** Started at RT and helped team rush 33 times for 181 yards (5.5 avg.) and two touchdowns...threw a key block on the longest run from scrimmage in Super Bowl history (75-yard TD run).



Max Starks

2004 [10-0/2-0]: Was inactive for first six games...saw action as a reserve in final 10 regular-season games and both postseason contests...**10/31 vs. New England:** Made his first appearance as a pro.

COLLEGE Competed as a left offensive tackle and right guard as a senior after playing left tackle as a junior and right tackle during his sophomore campaign...was elected a University of Florida Student Senator during his freshman year. **2003:** All-American third-team and All-Southeastern Conference first-team selection by The NFL Draft Report...added All-SEC first-team honors from the league's coaches...shared the team's Offensive Captain Award with tight end Ben Troupe...received the Bob Bryan Student-Athlete Award. **2002:** All-SEC honorable mention...started every game at left tackle. **2001:** Named the team's Most Improved Offensive Lineman...started every game at right offensive tackle. **2000:** Was a backup at offensive tackle as a true freshman...played in seven games for 125 plays...majored in sociology.

PERSONAL

Attended Lake Highland (Orlando, Fla.) Prep...was one of the state's top offensive linemen in 1999...named to Super Prep's, National Bluechips and Prep Star's All-American teams...was a *USA Today* honorable mention All-American...Super Prep ranked him among the state of Florida's top 20 players and top three offensive linemen...was a two-time All-Conference selection in basketball...was heavily involved in the community in college, including serving as a tutor and working with Kids Against Drugs, Alcohol and Tobacco...six relatives played in the National Football League, including his father, Ross Browner, who was a first-round selection in the 1978 NFL Draft by Cincinnati...Browner was a two-time [1976, 1977] All-American defensive lineman at Notre Dame and won the Lombardi and Maxwell Awards...son of Ross Browner and Max and Eleanor Starks...has five brothers and one sister...Full name: Max Weisner Starks IV.

Matt Stewart **LS/LB**

HEIGHT — 6-3

WEIGHT — 235

COLLEGE — Vanderbilt

BIRTHDATE — August 31, 1979

BIRTHPLACE — Columbus, Ohio

HOW ACQUIRED — FA-'10

NFL EXPERIENCE — 9th year

61

**PRO**

[93-60/4-3]: Signed with the Steelers' on June 7, 2010 to provide depth at the long-snapper position...released by the Dallas Cowboys prior to the opening of the 2009 season...signed by the Cowboys on March 3, 2009 to provide depth at linebacker...was released by the Arizona Cardinals prior to the 2008 season on August 31, 2008...signed a free agent contract with Arizona on April 16, 2008...signed by the Cleveland Browns on March 15, 2005...re-signed as a restricted free agent with the Atlanta Falcons on May 20, 2004...originally drafted by Atlanta in the fourth round (102nd overall) In the 2001 NFL Draft...during his nine-year career, Stewart has totaled 355 tackles and eight sacks.

COLLEGE

Majored in mechanical engineering...Finished his collegiate career with 269 tackles and 15 sacks in 44 games. **2000:** Earned All-SEC First-Team honors as a senior

and was named team MVP and Outstanding Defensive Player...led the team with a career-high 108 tackles, 6.5 sacks, 12.5 tackles for loss, a team-best four fumble recoveries and three interceptions. **1999:** Contributed greatly at linebacker and on special teams...named to SEC's academic honor roll. **1998:** Played at linebacker and on special teams...named to SEC's academic honor roll. **1997:** Played as a freshman on special teams.

PERSONAL

Named all-state first-team at St. Francis DeSales High School in Columbus, Ohio...had 7.5 sacks as a defensive end and had 1,340 yards rushing at the running back position as a senior...named district Co-Defensive Player of the Year and was a member of the National Honor Society...lettered in basketball as a senior...brother, Todd, was a four-year starter at Kenyon College...son of Mimi and Van Stewart, who served as a high school football coach in Columbus...he and his wife, Betsy, have two sons, Matthew II and Cedric Roland...Full name: Matthew Raphael Stewart.

Frank Summers **RB**

HEIGHT — 5-10

WEIGHT — 240

COLLEGE — UNLV

BIRTHDATE — Sept. 6, 1985

BIRTHPLACE — Oakland, Calif.

HOW ACQUIRED — D5b-09 (#169)

NFL EXPERIENCE — 2nd year

44

**PRO**

(2-1/0-0) Played in two games and started one in his rookie year before being

placed on the Reserve/Injured List on September 29, 2009 with a back injury...drafted by the Steelers in the fifth round (169th overall) of the 2009 NFL Draft.

2009 (2-1): Played in two games at FB and started one...helped block for Willie Parker and Rashard Mendenhall...had zero carries or receptions.

COLLEGE

Started 24 games in his two seasons at UNLV...transferred from Laney Junior College prior to the 2007 season...originally signed with California-Berkeley but redshirted...member of the 2008 Rebel Leadership Committee...nicknamed "The Tank" for his bruising running style...can also catch the ball effectively out of the backfield...is the only player in UNLV history to have led his team in both rushing (six) and receiving (four) touchdowns in the same season (2007)...majored in university studies. **2008 (UNLV):** Played in 12 games as a senior...led the Rebels in rushing with 740 yards on 183 attempts (4.0 avg.)...scored a team-high eight rushing touchdowns...caught 13 passes out of the backfield with two touchdowns. **2007 (UNLV):** A mid-year signee who was listed among the nation's top-100 junior college players by Rivals...named the Preseason

MWC Newcomer of the Year by *Blue Ribbon Magazine*...earned his first letter as a Rebel by starting all 12 games at RB...paced the Rebels on the ground with 928 yards and six scores on 202 carries en route to honorable mention All-MWC...ranked fourth on squad with 23 receptions for 252 yards and four scores...had four 100-yard rushing games. **2006 (Laney Junior College):** A 2006 preseason second-team All-America choice by JC Grid-wire. **2005 (Laney Junior College):** Earned first-team All-America honors from the JC Athletic Bureau...set school records for carries in a game (48) and season (254) for the Eagles...also established school marks for yards in a game (280) and a season (1,515). **2004 (California-Berkeley):** Redshirted.

PERSONAL

Attended Skyline High School in Oakland, Calif...rushed for more than 1,000 yards as a senior in 2002...team posted an 11-0 record and was ranked in California's Top 10 that season...also played linebacker while leading the Titans in touchdowns in both his junior and senior seasons as part of three title teams...was a varsity wrestler and shot-putter for three seasons...did not play football in 2003, delaying his enrollment at Cal until January 2004...son of James and Talia Summers...Full name: Frank E. Summers.

Limas Sweed **WR**

HEIGHT — 6-4

WEIGHT — 220

COLLEGE — Texas

BIRTHDATE — Dec. 25, 1984

BIRTHPLACE — Brenham, Texas

HOW ACQUIRED — D2-08 (#53)

NFL EXPERIENCE — 3rd Year

80

**PRO**

(20-0/0-0) Drafted by the Steelers in the second round (53rd overall) of the 2008 NFL

Draft...was the first Longhorn drafted by the Steelers since Casey Hampton was selected in the first round by the Steelers in the 2001 NFL Draft...played in 11 regular-season games as a rookie and all three post-season contests...placed on Reserve/Injured List.

2009 (9-0): Played in seven games...had one reception for five yards...placed on Reserve/Non-Football Illness List before Week 15...**9/10 vs. Tennessee:** Played in his 12th consecutive game as a reserve WR and contributor on special teams...**9/20 at Chicago:** Was inactive...**9/27 at Cincinnati:** Played in his 13th career game...caught one pass for five yards...had one solo tackle on special teams...**10/4 vs. San Diego:**



Was inactive...**10/11 at Detroit**: Played in his 14th career game...contributed as a reserve WR and on special teams...**10/18 vs. Cleveland**: Was inactive...**10/25 vs. Minnesota**: Was inactive...**11/9 at Denver**: Played in his 15th career game...contributed as a reserve WR...**11/15 vs. Cincinnati**: Played in his 16th career game...contributed as a reserve WR and on special teams...**11/22 at Kansas City**: Played in his 17th career game...contributed as a reserve WR and on special teams...**11/29 at Baltimore**: Played in his 18th career game...contributed on special teams...**12/6 vs. Oakland**: Played in his 19th career game...contributed as a reserve WR and on special teams...**12/10 at Cleveland**: Played in his 20th career game...contributed as a reserve WR and on special teams...**12/20 vs. Green Bay**: Was inactive...**12/22**: Placed on Reserve/Non-Football Illness List.

2008 (11-0/3-0): Played in 11 regular-season games as a reserve WR and special teams contributor...made his NFL debut October 19 at Cincinnati and recorded his first NFL reception late in the fourth quarter...caught a season-high three passes for 28 yards (9.3 avg.) the following week against the Giants...played in all three postseason games...finished with two postseason receptions for 20 yards (10.0 avg.)...**9/7 vs. Houston**: Was inactive...**9/14 at Cleveland**: Was inactive...**9/21 at Philadelphia**: Was inactive...**9/29 vs. Baltimore**: Was inactive...**10/5 at Jacksonville**: Dressed for the first time as a pro but did not see action...**10/19 at Cincinnati**: Made his NFL debut...caught an 11-yard pass from Byron Leftwich on the Steelers' final offensive possession, his first career reception...**10/26 vs. New York Giants**: Played in his second consecutive game as a reserve at wide receiver...established career highs with three receptions for 28 yards (9.3 avg.) with a long of 12 yards...**11/3 at Washington**: Played in his third consecutive game as a reserve at WR and as a contributor on special teams...**11/9 vs. Indianapolis**: Played in his fourth consecutive game as a reserve at WR and as a contributor on special teams...**11/16 vs. San Diego**: Played in his fifth consecutive game as a reserve at WR and as a contributor on special teams...**11/20 vs. Cincinnati**: Played in his sixth consecutive game as a reserve at WR...caught two passes for 25 yards (12.5 avg.) with a career-long reception of 17 yards...**11/30 at New England**: Played in his seventh consecutive game as a reserve at WR and as a contributor on special teams...**12/7 vs. Dallas**: Played in his eighth consecutive game as a reserve at WR and as a contributor on special teams...**12/14 at Baltimore**: Played in his

ninth consecutive game as a reserve at WR and as a contributor on special teams...**12/21 at Tennessee**: Played in his 10th consecutive game as a reserve at WR and as a contributor on special teams...**12/28 vs. Cleveland**: Played in his 11th consecutive game as a reserve at WR and as a contributor on special teams...**AFC Divisional Game 1/11 vs. San Diego**: Made his postseason debut as a reserve at WR and as a contributor on special teams...**AFC Championship Game 1/18 vs. Baltimore**: Played in his second consecutive postseason game...caught two passes for 20 yards (10.0 avg.) with a long of 14...**Super Bowl XLIII 2/1 vs. Arizona**: Played in his third consecutive postseason game as a reserve at WR and as a contributor on special teams.

COLLEGE

Finished career sixth in school history with 124 receptions...finished fifth on the school's career record list with 1,915 yards receiving...his 20 touchdown catches are surpassed only by Roy Williams (36) in Texas annals...his 12 touchdown catches in 2006 tied the school season record that was first set by Williams in 2002...graduated in December, 2007 with a degree in Youth and Community Studies and a minor in Business...was active in UT's community service program, as he was part of a group of Longhorns that regularly visited patients at the Austin Children's Hospital. **2007**: A preseason All-American and All-Big Twelve Conference first-team selection...was limited by a nagging wrist injury in the team's first six games of the season before missing the second half of the campaign to undergo surgery on October 16...earned a Frank Medina Rehabilitation Award and was named one of UT's Outstanding Wide Receivers...started the team's first six games at split end, extending his starting streak to 39 consecutive games...finished with 19 catches for 306 yards (16.1 avg) and three touchdowns. **2006**: All-Big Twelve Conference first-team selection...All-American honorable mention by The NFL Draft Report...started all 13 games, tying a school season record with 12 touchdowns among his 46 receptions, good for 801 yards (17.4 avg.)...12 scores matched the Longhorn record set by Roy Williams in 2002...had a string of seven consecutive games with at least one touchdown catch, a school record. **2005**: Associated Press All-Big Twelve Conference honorable mention...started all 13 games at split end, finishing second on the team with 36 receptions for 545 yards (15.5 avg.) and five touchdowns. **2004**: Played in 11 games, starting the final seven at split end...made 22 catches for 263 yards (11.4 avg.), but did not find the end zone. **2003**: Redshirted.

2010 PLAYERS

Limas Sweed

PERSONAL

Attended Brenham (Tex.) High School...lettered three times as a wide receiver and free safety...Class 4A second-team All-State and first-team All-Greater Houston selection on offense and an All-District honoree on both sides of the ball as a senior...played in the 2003 U.S. Army All-American game...earned 4A honorable mention All-State and All-District honors as a junior...while primarily playing defense, tabbed the District's Sophomore of the Year in 2000...nearly half of his 72 catches (31) in his final

three seasons went for touchdowns...averaged 23.4 yards per reception (72 for 1,684 yards), as he helped lead the team to a 14-2 record and a berth in the Texas 4A Division II Championship game in 2002...lettered four times in track, performing mostly in the hurdles...lettered four times in basketball as a forward, earning All-District honors as a junior after averaging 12 points and eight rebounds per game...honor roll student and served as a student mentor...son of Limas, Sr. and Evelyn Sweed...Full name: Limas Lee Sweed, Jr.

Sweed's 2009 Game-by-Game Statistics

Date	Opponent	GP	GS	RECEIVING					Lg	TD	RUSHING				
				Rec	Yds	Avg					No	Yds	Avg	Lg	TD
9/10	TENNESSEE	1	0	0	0	0.0			0	0	0	0	0.0	0	0
9/20	at Chicago			INACTIVE							INACTIVE				
9/27	at Cincinnati	1	0	1	5	5.0			5	0	0	0	0.0	0	0
10/20	SAN DIEGO			INACTIVE							INACTIVE				
10/11	at Detroit	1	0	0	0	0.0			0	0	0	0	0.0	0	0
10/18	CLEVELAND			INACTIVE							INACTIVE				
10/25	MINNESOTA			INACTIVE							INACTIVE				
11/9	at Denver	1	0	0	0	0.0			0	0	0	0	0.0	0	0
11/15	CINCINNATI	1	0	0	0	0.0			0	0	0	0	0.0	0	0
11/22	at Kansas City	1	0	0	0	0.0			0	0	0	0	0.0	0	0
11/29	at Baltimore	1	0	0	0	0.0			0	0	0	0	0.0	0	0
12/6	OAKLAND	1	0	0	0	0.0			0	0	0	0	0.0	0	0
12/10	at Cleveland	1	0	0	0	0.0			0	0	0	0	0.0	0	0
12/20	GREEN BAY			INACTIVE							INACTIVE				
12/27	BALTIMORE			RESERVE/NON-FOOTBALL ILLNESS							RESERVE/NON-FOOTBALL ILLNESS				
1/3	at Miami			RESERVE/NON-FOOTBALL ILLNESS							RESERVE/NON-FOOTBALL ILLNESS				
SEASON TOTALS		9	0	1	5	5.0			5	0	0	0	0.0	0	0

Sweed's 2008 Game-by-Game Statistics

Date	Opponent	GP	GS	RECEIVING					Lg	TD	RUSHING				
				Rec	Yds	Avg					No	Yds	Avg	Lg	TD
9/7	HOUSTON			INACTIVE							INACTIVE				
9/14	at Cleveland			INACTIVE							INACTIVE				
9/21	at Philadelphia			INACTIVE							INACTIVE				
9/29	BALTIMORE			INACTIVE							INACTIVE				
10/5	at Jacksonville			DID NOT PLAY							DID NOT PLAY				
10/19	at Cincinnati	1	0	1	11	11.0			11	0	0	0	0.0	0	0
10/26	NEW YORK GIANTS	1	0	3	28	9.3			12	0	0	0	0.0	0	0
11/3	at Washington	1	0	0	0	0.0			0	0	0	0	0.0	0	0
11/9	INDIANAPOLIS	1	0	0	0	0.0			0	0	0	0	0.0	0	0
11/16	SAN DIEGO	1	0	0	0	0.0			0	0	0	0	0.0	0	0
11/20	CINCINNATI	1	0	2	25	12.5			17	0	0	0	0.0	0	0
11/30	at New England	1	0	0	0	0.0			0	0	0	0	0.0	0	0
12/7	DALLAS	1	0	0	0	0.0			0	0	0	0	0.0	0	0
12/14	at Baltimore	1	0	0	0	0.0			0	0	0	0	0.0	0	0
12/21	at Tennessee	1	0	0	0	0.0			0	0	0	0	0.0	0	0
12/28	CLEVELAND	1	0	0	0	0.0			0	0	0	0	0.0	0	0
SEASON TOTALS		11	0	6	64	10.7			17	0	0	0	0.0	0	0
POSTSEASON															
1/11	SAN DIEGO	1	0	0	0	0.0			0	0	0	0	0.0	0	0
1/18	BALTIMORE	1	0	2	20	10.0			14	0	0	0	0.0	0	0
2/1	vs. Arizona	1	0	0	0	0.0			0	0	0	0	0.0	0	0
POSTSEASON TOTALS		3	0	2	20	10.0			14	0	0	0	0.0	0	0



Limas Sweed

MEDIA INFORMATION

FOOTBALL STAFF

2010 PLAYERS

2009 IN REVIEW

STEELERS HISTORY

RECORDS

281

Sweed's Career Statistics**REGULAR SEASON**

Date	Opponent	GP	GS	RECEIVING					Lg	TD	RUSHING				
				Rec	Yds	Avg					No	Yds	Avg	Lg	TD
2008	Pittsburgh	11	0	6	64	10.7			17	0	0	0	0.0	0	0
2009	Pittsburgh	9	0	1	5	5.0			5	0	0	0	0.0	0	0
NFL Totals		20	0	7	69	9.9			17	0	0	0	0.0	0	0

Career Special Teams Tackles (1): 0 in 2008 and 1 in '09.

POSTSEASON

Date	Opponent	GP	GS	RECEIVING					Lg	TD	RUSHING				
				Rec	Yds	Avg					No	Yds	Avg	Lg	TD
2008	Pittsburgh	3	0	2	20	10.0			14	0	0	0	0.0	0	0
NFL Totals		3	0	2	20	10.0			14	0	0	0	0.0	0	0

Ike Taylor CB

HEIGHT — 6-2

BIRTHPLACE — New Orleans, La.

WEIGHT — 195

HOW ACQUIRED — 04-03 (#124)

COLLEGE — Louisiana-Lafayette NFL EXPERIENCE — 8th Year

BIRTHDATE — May 5, 1980

24

**PRO****(109-76/10-8):** Is a talented, athletic cornerback...has made 76 starts over the past five

seasons...contributes on special teams...signed a five-year contract extension prior to the 2006 season...originally drafted by the Steelers in the fourth round (124th overall) of the 2003 NFL Draft.

2009 (16-16): Started all 16 games at CB...had 63 tackles and one sack...had one interception and defended 14 passes...had a season-high 11 tackles against Minnesota...**9/10 vs. Tennessee:** Made his 34th consecutive start at CB...finished with two solo tackles and one pass defense...**9/20 at Chicago:** Made his 35th consecutive start at CB...recorded three solo tackles...**9/27 at Cincinnati:** Made his 36th consecutive start at CB...finished with six solo tackles and a team-high four pass defenses...**10/4 vs. San Diego:** Made his 37th consecutive start at CB...finished with four solo tackles and two defended passes...**10/11 at Detroit:** Made his 38th consecutive start at CB...finished with four solo tackles, one pressure and two defended passes...**10/18 vs. Cleveland:** Made his 39th consecutive start at CB...recorded six solo tackles...**10/25 vs. Minnesota:** Made his 40th consecutive start at CB...recorded 11 solo tackles...**11/9 at Denver:** Made his 41st consecutive start at CB...recorded four solo tackles...**11/15 vs. Cincinnati:** Made his 42nd consecutive start at CB...recorded two solo tackles and one pass breakup...**11/22 at Kansas City:** Made his 43rd consecutive start at CB...recorded four solo tackles and one pass breakup...**11/29 at Baltimore:** Made his 44th consecutive start at CB...recorded six solo tackles, one

pressure and one pass breakup...**12/6 vs. Oakland:** Made his 45th consecutive start at CB...recorded two tackles...**12/10 at Cleveland:** Made his 46th consecutive start at CB...recorded one tackle...**12/20 vs. Green Bay:** Made his 47th consecutive start at CB...recorded two solo tackles...**12/27 vs. Baltimore:** Made his 47th consecutive start at CB...recorded two solo tackles, one fumble recovery, one pass breakup and a sack...marked the first sack of his career...**1/3 at Miami:** Made his 48th consecutive start at CB...recorded four tackles, one pass breakup and an interception, his first of the season.

2008 (16-16/3-3): Started all 16 regular-season games for the second consecutive season...has now appeared in 75 straight games...finished with 75 tackles (56 solo), one interception and a team-high 14 pass defenses...had five tackles on special teams...started all three postseason games...finished with 13 tackles (11 solo) and four pass defenses...had three postseason tackles on special teams...tied his postseason high by recording seven tackles (five solo) in Super Bowl XLIII...**9/7 vs. Houston:** Played in his 60th consecutive game and made his 18th consecutive start at CB...finished second (tied) on the team behind James Harrison with eight tackles (six solo)...also had one pass defense...**9/14 at Cleveland:** Made his 19th straight start at CB...finished with seven tackles (six solo)...limited Braylon Edwards to three receptions for 32 yards (10.7 avg.)...**9/21 at Philadelphia:** Made his 20th consecutive start at CB in his 80th career game...finished with seven tackles (five solo)...added one assisted tackle on special teams...**9/29 vs. Baltimore:** Made his 21st consecutive start at CB...finished with

2010 PLAYERS

FOOTBALL STAFF MEDIA INFORMATION

FOOTBALL STAFF

2010 PLAYERS

2009 IN REVIEW

STEELERS HISTORY

RECORDS

Ike Taylor

one assisted tackle...had one solo tackle on special teams...**10/5 at Jacksonville:** Made his 22nd consecutive start at CB...finished with five tackles (three solo) and one QB pressure...**10/19 at Cincinnati:** Made his 23rd consecutive start at CB...finished with five tackles (four solo) and led the team with two pass defenses...had one assisted tackle on special teams...**10/26 vs. New York Giants:** Started his 24th consecutive game at CB...finished with five tackles (four solo) and one pass defense...**11/3 at Washington:** Started his 25th consecutive game at CB...finished with three solo tackles and two pass defenses...**11/9 vs. Indianapolis:** Made his 26th consecutive start at CB...finished with four solo tackles and one pass defense...had one solo tackle on special teams...**11/16 vs. San Diego:** Made his 27th consecutive start at CB...finished with three solo tackles and three pass defenses...**11/20 vs. Cincinnati:** Made his 28th consecutive start at CB...finished with four tackles (three solo)...**11/30 at New England:** Made his 29th consecutive start at CB...finished with one solo tackle, two QB pressures and one pass defense...**12/7 vs. Dallas:** Made his 30th consecutive start at CB...finished with three tackles (one solo) and recorded his first interception of the season...had one solo tackle on special teams...**12/14 at Baltimore:** Made his 31st consecutive start at CB...finished with five tackles (two solo) and had two pass defenses...**12/21 at Tennessee:** Made his 32nd consecutive start at CB...finished with a season-high 10 tackles (eight solo) and had one pass defense...**12/28 vs. Cleveland:** Made his 60th career start at CB...recorded four tackles (three solo)...**AFC Divisional Game 1/11 vs. San Diego:** Made his sixth consecutive postseason start at CB...finished with three solo tackles and three pass defenses...had one solo tackle on special teams...**AFC Championship Game 1/18 vs. Baltimore:** Made his seventh consecutive postseason start at CB...finished with three solo tackles, one pass defense and one QB pressure...had one solo tackle on special teams...**Super Bowl XLIII 2/1 vs. Arizona:** Made his eighth consecutive postseason start at CB...tied for the team lead with seven tackles (five solo)...had one assisted tackle on special teams.

2007 (16-16-1-1): Started all 16 games and the AFC Wild Card Game at LCB...named AFC Defensive Player of the Week in a Week 5 win over Seattle...finished second on team with 90 tackles and led team with three interceptions...finished second on team with 17 pass defenses...also recorded two forced fumbles and a fumble recovery...returned an interception 51 yards for his first career touchdown in the Week 16 win over St. Louis...had one special teams tackle...had three tackles, an interception and a pass defense in the playoff loss to Jacksonville...that pick marked his third consecutive postseason game with an interception, establishing a new team

postseason record...**9/9 at Cleveland:** Started at LCB and tallied six tackles (five solo) while also forcing the first fumble of his career...had his first interception of the season and returned it for two yards...**9/16 vs. Buffalo:** Started for the 30th time of his career and third consecutive game at LCB...recorded six solo tackles and one pass defended...**9/23 vs. San Francisco:** Started at LCB and tallied five solo tackles, one pass defense and a single quarterback hit...**9/30 at Arizona:** Started at LCB...finished the game with six solo tackles and a forced fumble on Cardinals' wide receiver Larry Fitzgerald...**10/7 vs. Seattle:** Started at LCB...had six solo tackles and three passes defended...posted his sixth career interception, after intercepting the Matt Hasselbeck pass on the Pittsburgh goal line as time expired going into halftime...part of a defensive unit that allowed only 144 total yards, 38 rushing yards, 106 passing yards and only eight first downs...awarded the GMC Defensive player of the Week for the Week 5...**10/21 at Denver:** Started at LCB for the seventh consecutive game...registered five solo tackles...part of a defensive unit that allowed Denver running backs to gain only 54 rushing yards...**10/28 at Cincinnati:** Started at LCB...finished the game with seven solo tackles and one pass defense...**11/5 vs. Baltimore:** Made his 36th start at LCB and finished the game with four tackles (three solo)...also had one pass defense...part of a defensive unit that allowed the Ravens only 104 total yards, with 64 coming on the ground and 40 yards by air...the Baltimore offense managed only five first downs all night...**11/11 vs. Cleveland:** Registered four solo tackles, one pass defense and recovered his first fumble of the season off a Jamal Lewis fumble caused by James Harrison, which led to a Steelers' TD halfway through the third quarter...part of a defensive unit that allowed only 163 total yards, including 40 rushing and 123 passing yards...**11/18 at New York Jets:** Made his 11th consecutive start at LCB...finished the game with four solo tackles and one pass defense...**11/26 vs. Miami:** Played in his 72nd career game and started at LCB...recorded four tackles (three solo) and one pass defense...part of a defense that gave up only 159 total yards, including 49 rushing, 110 passing and only nine first downs...**12/2 vs. Cincinnati:** Started in his 40th career game...logged six solo tackles and one pass defense...**12/9 at New England:** Made his 14th consecutive start at LCB, while playing in his 74th career game...finished the game with six solo tackles and one pass defended...**12/16 vs. Jacksonville:** Played in his 75th career game, while starting at LCB for the 15th consecutive game...finished the game with six tackles (five solo), including one pass defense...**12/20 at St. Louis:** Made his 16th consecutive start at LCB...registered six solo tackles, three passes defended and had one interception, which he returned for a 51-yard TD, the first TD of his career...**12/30 at Baltimore:** Made his

**Ike Taylor**

17th consecutive start at LCB, while playing in his 77th career game...led the team with nine solo tackles (tied)...also had one pass defense...**AFC Wild Card Game 1/5 vs. Jacksonville:** Made his fifth career postseason start at LCB...finished with three tackles (one solo)...had his third career postseason interception in the fourth quarter, returning it 31 yards and setting up a Steelers' TD...was also his third consecutive postseason game with an interception.

2006 [16-11]: Played in all 16 games and made 11 starts...finished with 74 tackles (64 solo) and posted two interceptions...**9/7 vs. Miami:** Recorded a team-high three passes defended and six solo tackles...also registered a quarterback hurry/pressure...teamed with Aaron Smith to tackle Ronnie Brown for a loss of two yards on a crucial third-and-two with 6:32 remaining in the fourth quarter and the Steelers trailing...**9/18 at Jacksonville:** Started at LCB and led all Steelers' defensive backs with 10 tackles and seven solo tackles...**9/24 vs. Cincinnati:** Covered Bengals' All-Pro WR Chad Johnson, limiting him to one catch for 11 yards...recorded five tackles (four solo)...recorded a pass defense and his first interception of the season, which he returned 34 yards to set up a Pittsburgh touchdown...**10/8 at San Diego:** Recorded a game-high eight solo tackles...recorded two pass defenses, including one in the end zone to prevent a touchdown...added one solo special teams tackle...**10/15 vs. Kansas City:** Recorded five solo tackles...recovered a fumble and recorded two tackles (one solo) on special teams...**10/22 at Atlanta:** Recorded two tackles (one solo)...recorded one solo special teams tackle...**10/29 at Oakland:** Started at LCB and recorded three solo tackles and two pass defenses...held All-Pro WR Randy Moss to two catches for 20 yards...held the Raiders to 17 yards passing...**11/5 vs. Denver:** Recorded six solo tackles and a game high (tied) four pass defenses...added one solo special teams tackle...**11/12 vs. New Orleans:** Recorded eight tackles (seven solo)...**11/19 at Cleveland:** Recorded four tackles (three solo) and one pass defense...added two special teams stops...**11/26 at Baltimore:** Recorded one solo tackle...tackled Mike Anderson for a loss of one yard...**12/3 vs. Tampa Bay:** Saw action in the nickel and dime packages...collected two solo tackles and one pass defense...**12/7 vs. Cleveland:** Collected two tackles (one solo)...added one special teams tackle...**12/17 at Carolina:** Recorded two solo tackles and one pass defense...intercepted a fade pass in the end zone intended for Steve Smith in the fourth quarter...added one solo special teams tackle...**12/24 vs. Baltimore:** Posted three tackles (two solo) and one pass defense...**12/31 at Cincinnati:** Started for the first time in six games...responded with seven tackles (six solo), one quarterback hurry/pressure and two pass

defenses...added one solo special teams tackle.

2005 [16-15/4-4]: Moved into the starting lineup and started 15 games and four playoff contests...finished with 96 tackles (72 solo), 25 passes defended, one interception and two forced fumbles...also had an interception in the AFC Championship Game at Denver and in Super Bowl XL...**9/11 vs. Tennessee:** Started at cornerback...led team with 10 tackles (eight solo)...recovered one fumble and defended one pass...**9/18 at Houston:** Started at cornerback...led all defensive backs with eight tackles (five solo)...returned one kickoff for 19 yards...**9/25 vs. New England:** Did not start because the Patriots opened the game in a three-tight end formation...recorded career highs in solo tackles (10) and total tackles (12)...also had a pass defense and two solo special teams tackles...**10/10 at San Diego:** Started for the third time in four games...recorded five solo tackles and defended three passes...**10/16 vs. Jacksonville:** Finished the game with five tackles (four solo) and two pass defenses...started at left corner for the fourth time this season and covered five-time Pro Bowler receiver Jimmy Smith after Deshaea Townsend was injured...limited Smith to three catches for 32 yards...made a game-saving pass defense when he deflected a Byron Leftwich pass intended for Smith in the end zone with 31 seconds remaining in the game...**10/23 at Cincinnati:** Started for the fifth time in 2005...covered Pro Bowl receiver Chad Johnson all game and held him out of the end zone...recorded four tackles (three solo)...also recorded a quarterback hurry/pressure and a solo special teams tackle...**10/31 vs. Baltimore:** Finished with nine tackles (six solo) and his first interception of the season (second of career)...also had one fumble recovery...added one pass defense and also posted a special teams tackle...**11/6 at Green Bay:** Recorded eight tackles (four solo)...**11/13 vs. Cleveland:** Recorded four tackles (three solo)...also had one solo special teams tackle...**11/20 at Baltimore:** Tied for a team high with nine solo tackles...also had two passes defended and two special teams tackles...**11/28 at Indianapolis:** Finished with four tackles (two solo) and two passes defended...**12/4 vs. Cincinnati:** Shadowed Pro Bowl receiver Chad Johnson and held him to just five catches for 54 yards and no touchdowns...recorded three solo tackles and two passes defended...also had one solo special teams tackle...**12/11 vs. Chicago:** Recorded five tackles (two solo) and two passes defended...alertly returned one punt (off a fake field goal try) for 19 yards...**12/18 at Minnesota:** Recorded a game high five passes defended and recorded three tackles (two solo)...prevented a Minnesota touchdown by knocking down a pass to Koren Robinson in the end zone...**12/24 at Cleveland:** Registered three tackles (two solo) and three passes defended...**1/1 vs. De-**

Ike Taylor

troit: Recorded four solo tackles and his team-leading 25th pass defense...also had one special teams tackle...**AFC Wild Card Game 1/8 at Cincinnati:** Recorded three solo tackles and tied for the team lead with two passes defended...replaced Quincy Morgan (injured right ankle) on kickoff returns and returned one kick for 36 yards...36-yard return was a career long in the postseason...**AFC Divisional Game 1/15 at Indianapolis:** Recorded nine tackles (seven solo) and held Pro Bowl receiver Marvin Harrison to three catches for 52 yards...returned two kickoffs for 33 yards with a long of 18...also had two special teams solo tackles...**AFC Championship Game 1/22 at Denver:** Recorded one solo tackle...registered his first career postseason interception at the end of the second quarter to set up a TD...returned interception one yard...returned two kickoffs for 42 yards...had a long return of 22 yards...**Super Bowl XL 2/5 vs. Seattle:** Recorded team highs in tackles (7) and solo tackles (6) and added two passes defended...snuffed out a Seahawks' drive with an interception at the Steelers' five-yard line with the team leading 14-10...returned the interception 24 yards to set up a Steelers' scoring drive.

2004 (13-1-2-0): Recorded 11 tackles (six solo), one interception and defended four passes...**9/26 at Miami:** Dressed for the first time...**10/3 vs. Cincinnati:** Was credited with one special teams assist...**10/17 at Dallas:** Returned two kickoffs for 28 yards, a 14-yard average, when Ricardo Colclough left the game due to dehydration...**10/31 vs. New England:** Recorded his first career interception...was credited with one tackle and two special teams tackles (one solo)...**11/7 vs. Philadelphia:** Was credited with one solo tackle...played seven defensive snaps...**11/14 at Cleveland:** Registered two solo tackles...also was credited with a pass defense...**11/21 at Cincinnati:** Recorded one special teams assist...played nine defensive snaps...**11/28 vs. Washington:** Returned one kickoff for 21 yards...finished with one assist and two special teams tackles (one solo)...**12/5 at Jacksonville:** Finished with one assist and two passes defended...returned one kickoff for 19 yards...was credited with one solo special teams tackle...**12/12 vs. New York Jets:** Had one kickoff return for 12 yards...**12/18 at New York Giants:** Returned three kickoffs for 60 yards and a long of 22...**12/26 vs. Baltimore:** Returned one kickoff for 10 yards...**1/2 at Buffalo:** Led the team with five total tackles (three solo)...made several key plays on special teams, including recovering the Bills' on-side kick near the end of the game...forced a fumble on the Bills' first punt return that led to the Steelers' first score...finished with two special teams assists...was credited with one pass defense...returned two kickoffs for 34 yards...**AFC Divisional Game 1/15 vs. New**

York Jets: Returned three kickoffs for 58 yards, including one of 30 and one of 28 yards...also was credited with one solo special teams tackle...**AFC Championship Game 1/23 vs. New England:** Registered one solo special teams tackle...also returned three kickoffs for 29 yards, including a long of 17.

2003 (16-1): Led the team with 831 yards on 37 kickoff returns for a 22.5-yard average...finished with 18 solo tackles and 18 special teams tackles (11 solo)...**9/7 vs. Baltimore:** In his pro debut was credited with one pass defense...also had one special teams tackle...returned two kickoffs for 29 yards...**9/14 at Kansas City:** Had a solid day on special teams...led the team in special teams tackles (two solo)...returned two kickoffs for 43 yards...**9/21 at Cincinnati:** Nearly broke the opening kickoff for a TD, returning it 40 yards...**9/28 vs. Tennessee:** Returned two kickoffs for 28 yards...led the team with three special teams tackles (two solo)...**10/5 Cleveland:** Nearly broke two kickoff returns for touchdowns—one for a career-long 53 yards and another for 38 yards...averaged 31 yards on four returns...also downed a Josh Miller punt at the one-yard line...**10/26 vs. St. Louis:** Had another solid day as a kick returner...averaged 24.2 yards on six returns (145 yards total)...was credited with two special teams tackles (one solo)...**11/9 vs. Arizona:** Returned three kickoffs for 56 yards (18.7 avg.), including a long of 20 yards...finished with one solo tackle...was credited with a solo special teams tackle...**11/23 at Cleveland:** Made his first career start as the Steelers lined up in their dime defense...returned one kickoff for 23 yards...finished with three tackles...also was credited with one pass defense and two special teams tackles (one solo)...**12/7 vs. Oakland:** Recorded a season-high four solo tackles...**12/21 vs. San Diego:** Registered three solo tackles and a pass defense.

COLLEGE

Made the transition from offense to the defensive backfield as a senior...only played two seasons of collegiate football but managed to record 49 tackles (37 solo) with eight passes defended and two forced fumbles...added 323 yards and three touchdowns on 70 carries (4.6 avg) and 125 yards on 18 receptions (6.9 avg) on offense and gained 490 yards on 27 kickoff returns (18.1 avg)...majored in psychology. **2002:** Was a Super Sleeper Team and All-Sun Belt Conference second-team selection by The NFL Draft Report as a senior...moved into the starting lineup at right cornerback...recorded 46 tackles (34 solo) with eight pass defenses and two forced fumbles...did not allow an opponent to catch a pass in four games...returned nine kickoffs for 210 yards (23.3 avg.). **2001:** Played in every game on special teams and saw action as a tailback in nine contests...joined the team as a walk-on, earning a

**Ike Taylor**

scholarship prior to the 2001 season...had 70 carries for 323 yards (4.6 avg) and three touchdowns...caught 18 passes for 125 yards (6.9 avg) and returned 18 kickoffs for 280 yards (15.6 avg)...recorded three solo tackles. **2000:** Did not play football. **1999:** Did not play football.

PERSONAL

Attended Abramson (La.)

High...was an All-District 9-5A

first-team selection as a junior and senior...played run-

ning back, defensive end, cornerback and placekicker during his three-year career...led the team to the state playoffs in each of his three seasons with the varsity...lettered three times as a guard and small forward on the basketball team...earned All-District 9-5A basketball honors as a senior, as the team compiled a 25-6 record in 1998...lives in New Orleans, La in the offseason....son of Lora Taylor...Full name: Ivan Taylor.

Taylor's 2009 Game-by-Game Statistics

Date	Opponent	GP	GS	T	AT	TOT	Sacks	Yds	Int/Yds	PD	FF	FR
9/10	TENNESSEE	1	1	2	0	2	0.0	0.0	0/0	1	0	0
9/20	at Chicago	1	1	3	0	3	0.0	0.0	0/0	0	0	0
9/27	at Cincinnati	1	1	6	0	6	0.0	0.0	0/0	4	0	0
10/4	SAN DIEGO	1	1	4	0	4	0.0	0.0	0/0	2	0	0
10/11	at Detroit	1	1	4	0	4	0.0	0.0	0/0	2	0	0
10/18	CLEVELAND	1	1	6	0	6	0.0	0.0	0/0	0	0	0
10/25	MINNESOTA	1	1	11	0	11	0.0	0.0	0/0	0	0	0
11/9	at Denver	1	1	4	0	4	0.0	0.0	0/0	0	0	0
11/15	CINCINNATI	1	1	2	0	2	0.0	0.0	0/0	1	0	0
11/22	at Kansas City	1	1	4	0	4	0.0	0.0	0/0	1	0	0
11/29	at Baltimore	1	1	6	0	6	0.0	0.0	0/0	1	0	0
12/6	OAKLAND	1	1	2	0	2	0.0	0.0	0/0	0	0	0
12/10	at Cleveland	1	1	1	0	1	0.0	0.0	0/0	0	0	0
12/20	GREEN BAY	1	1	2	0	2	0.0	0.0	0/0	0	0	0
12/27	BALTIMORE	1	1	2	0	2	1.0	8.0	0/0	1	0	1
1/3	at Miami	1	1	4	0	4	0.0	0.0	1/20	1	0	0
SEASON TOTALS		16	16	63	0	63	1.0	8.0	1/20	14	0	1

Taylor's 2008 Game-by-Game Statistics

Date	Opponent	GP	GS	T	AT	TOT	Sacks	Yds	Int/Yds	PD	FF	FR
9/7	HOUSTON	1	1	6	2	8	0.0	0.0	0/0	1	0	0
9/14	at Cleveland	1	1	6	1	7	0.0	0.0	0/0	0	0	0
9/21	at Philadelphia	1	1	5	2	7	0.0	0.0	0/0	0	0	0
9/29	BALTIMORE	1	1	0	1	1	0.0	0.0	0/0	0	0	0
10/5	at Jacksonville	1	1	3	2	5	0.0	0.0	0/0	0	0	0
10/19	at Cincinnati	1	1	4	1	5	0.0	0.0	0/0	2	0	0
10/26	NEW YORK GIANTS	1	1	4	1	5	0.0	0.0	0/0	1	0	0
11/3	at Washington	1	1	3	0	3	0.0	0.0	0/0	2	0	0
11/9	INDIANAPOLIS	1	1	4	0	4	0.0	0.0	0/0	1	0	0
11/16	SAN DIEGO	1	1	3	0	3	0.0	0.0	0/0	3	0	0
11/20	CINCINNATI	1	1	3	1	4	0.0	0.0	0/0	0	0	0
11/30	at New England	1	1	1	0	1	0.0	0.0	0/0	1	0	0
12/7	DALLAS	1	1	1	2	3	0.0	0.0	1/0	0	0	0
12/14	at Baltimore	1	1	2	3	5	0.0	0.0	0/0	2	0	0
12/21	at Tennessee	1	1	8	2	10	0.0	0.0	0/0	1	0	0
12/28	CLEVELAND	1	1	3	1	4	0.0	0.0	0/0	0	0	0
SEASON TOTALS		16	16	56	19	75	0.0	0.0	1/0	14	0	0

POSTSEASON

1/11	SAN DIEGO	1	1	3	0	3	0.0	0.0	0/0	3	0	0
1/18	BALTIMORE	1	1	3	0	3	0.0	0.0	0/0	1	0	0
2/1	vs. Arizona	1	1	5	2	7	0.0	0.0	0/0	0	0	0
POSTSEASON TOTALS		3	3	11	2	13	0.0	0.0	0/0	4	0	0

Taylor's 2007 Game-by-Game Statistics

Date	Opponent	GP	GS	T	AT	TOT	Sacks	Yds	Int	PD	FF	FR
9/9	at Cleveland	1	1	5	1	6	0.0	0.0	1/2	0	1	0
9/16	BUFFALO	1	1	6	0	6	0.0	0.0	0/0	1	0	0
9/23	SAN FRANCISCO	1	1	5	0	5	0.0	0.0	0/0	1	0	0
9/30	at Arizona	1	1	6	0	6	0.0	0.0	0/0	0	1	0
10/7	SEATTLE	1	1	6	0	6	0.0	0.0	1/3	3	0	0
10/21	at Denver	1	1	5	0	5	0.0	0.0	0/0	0	0	0
10/28	at Cincinnati	1	1	7	0	7	0.0	0.0	0/0	1	0	0
11/5	BALTIMORE	1	1	3	1	4	0.0	0.0	0/0	1	0	0

2010 PLAYERS

Ike Taylor

Taylor's 2007 Game-by-Game Statistics (Continued)

Date	Opponent	GP	GS	T	AT	TOT	Sacks	Yds	Int	PD	FF	FR
11/11	CLEVELAND	1	1	4	0	4	0.0	0.0	0/0	1	0	1
11/18	at New York Jets	1	1	4	0	4	0.0	0.0	0/0	1	0	0
11/26	MIAMI	1	1	3	1	4	0.0	0.0	0/0	1	0	0
12/2	CINCINNATI	1	1	6	0	6	0.0	0.0	0/0	1	0	0
12/9	at New England	1	1	6	0	6	0.0	0.0	0/0	1	0	0
12/16	JACKSONVILLE	1	1	5	1	6	0.0	0.0	0/0	1	0	0
12/20	at St. Louis	1	1	6	0	6	0.0	0.0	1/51	3	0	0
12/30	at Baltimore	1	1	9	0	9	0.0	0.0	0/0	1	0	0
SEASON TOTALS		16	16	86	4	90	0.0	0.0	3/56	17	2	1

POSTSEASON

1/5	JACKSONVILLE	1	1	1	2	3	0.0	0.0	1/31	1	0	0
POSTSEASON TOTALS		1	1	1	2	3	0.0	0.0	1/31	1	0	0

Taylor's 2006 Game-by-Game Statistics

Date	Opponent	GP	GS	T	AT	TOT	Sacks	Yds	Int	PD	FF	FR
9/7	MIAMI	1	1	6	0	6	0.0	0.0	0/0	3	0	0
9/18	at Jacksonville	1	1	7	3	10	0.0	0.0	0/0	0	0	0
9/24	CINCINNATI	1	1	4	1	5	0.0	0.0	1/34	1	0	0
10/8	at San Diego	1	1	8	0	8	0.0	0.0	0/0	2	0	0
10/15	KANSAS CITY	1	1	5	0	5	0.0	0.0	0/0	0	0	0
10/22	at Atlanta	1	1	1	1	2	0.0	0.0	0/0	0	0	0
10/29	at Oakland	1	1	3	0	3	0.0	0.0	0/0	2	0	0
11/5	DENVER	1	1	6	0	6	0.0	0.0	0/0	4	0	0
11/12	NEW ORLEANS	1	1	7	1	8	0.0	0.0	0/0	0	0	0
11/19	at Cleveland	1	1	3	1	4	0.0	0.0	0/0	1	0	0
11/26	at Baltimore	1	0	1	0	1	0.0	0.0	0/0	0	0	0
12/3	TAMPA BAY	1	0	2	0	2	0.0	0.0	0/0	1	0	0
12/7	CLEVELAND	1	0	1	1	2	0.0	0.0	0/0	0	0	0
12/17	at Carolina	1	0	2	0	2	0.0	0.0	1/0	1	0	0
12/24	BALTIMORE	1	0	2	1	3	0.0	0.0	0/0	1	0	0
12/31	at Cincinnati	1	1	6	1	7	0.0	0.0	0/0	2	0	0
SEASON TOTALS		16	11	64	10	74	0.0	0.0	2/34	18	0	0

Taylor's 2005 Game-by-Game Statistics

Date	Opponent	GP	GS	T	AT	TOT	Sacks	Yds	Int	PD	FF	FR
9/11	TENNESSEE	1	1	8	2	10	0.0	0.0	0/0	1	0	1
9/18	at Houston	1	1	5	3	8	0.0	0.0	0/0	0	0	0
9/25	NEW ENGLAND	1	0	10	2	12	0.0	0.0	0/0	1	0	0
10/10	at San Diego	1	1	5	0	5	0.0	0.0	0/0	3	0	0
10/16	JACKSONVILLE	1	1	4	1	5	0.0	0.0	0/0	2	0	0
10/23	at Cincinnati	1	1	3	1	4	0.0	0.0	0/0	0	0	0
10/31	BALTIMORE	1	1	6	3	9	0.0	0.0	1/0	1	0	1
11/6	at Green Bay	1	1	4	4	8	0.0	0.0	0/0	0	0	0
11/13	CLEVELAND	1	1	3	1	4	0.0	0.0	0/0	0	0	0
11/20	at Baltimore	1	1	9	0	9	0.0	0.0	0/0	2	0	0
11/28	at Indianapolis	1	1	2	2	4	0.0	0.0	0/0	2	0	0
12/4	CINCINNATI	1	1	3	0	3	0.0	0.0	0/0	2	0	0
12/11	CHICAGO	1	1	2	3	5	0.0	0.0	0/0	2	0	0
12/18	at Minnesota	1	1	2	1	3	0.0	0.0	0/0	5	0	0
12/24	at Cleveland	1	1	2	1	3	0.0	0.0	0/0	3	0	0
1/1	DETROIT	1	1	4	0	4	0.0	0.0	0/0	1	0	0
SEASON TOTALS		16	15	72	24	96	0.0	0.0	1/0	25	0	2

POSTSEASON

1/8	at Cincinnati	1	1	3	0	3	0.0	0.0	0/0	2	0	0
1/15	at Indianapolis	1	1	7	2	9	0.0	0.0	0/0	0	0	0
1/22	at Denver	1	1	1	0	1	0.0	0.0	1/1	1	0	0
2/5	vs. Seattle	1	1	6	1	7	0.0	0.0	1/24	2	0	0
POSTSEASON TOTALS		4	4	17	3	20	0.0	0.0	2/25	5	0	0

Taylor's 2004 Game-by-Game Statistics

Date	Opponent	GP	GS	T	AT	TOT	Sacks	Yds	Int	PD	FF	FR
9/12	OAKLAND						INACTIVE					
9/19	at Baltimore						INACTIVE					
9/26	at Miami	1	0	0	0	0	0.0	0.0	0/0	0	0	0
10/3	CINCINNATI	1	0	0	0	0	0.0	0.0	0/0	0	0	0



Ike Taylor

MEDIA INFORMATION

FOOTBALL STAFF

2010 PLAYERS

2009 IN REVIEW

STEELERS HISTORY

RECORDS

Taylor's 2004 Game-by-Game Statistics (Continued)

Date	Opponent	GP	GS	T	AT	TOT	Sacks	Yds	Int	PD	FF	FR
10/10	CLEVELAND						INACTIVE					
10/17	at Dallas	1	0	0	0	0	0.0	0.0	0/0	0	0	0
10/31	NEW ENGLAND	1	0	0	1	1	0.0	0.0	1/0	0	0	0
11/7	PHILADELPHIA	1	0	1	0	1	0.0	0.0	0/0	0	0	0
11/14	at Cleveland	1	0	2	0	2	0.0	0.0	0/0	1	0	0
11/21	at Cincinnati	1	0	0	0	0	0.0	0.0	0/0	0	0	0
11/28	WASHINGTON	1	0	0	1	1	0.0	0.0	0/0	0	0	0
12/5	at Jacksonville	1	1	0	1	1	0.0	0.0	0/0	2	0	0
12/12	NEW YORK JETS	1	0	0	0	0	0.0	0.0	0/0	0	0	0
12/18	at New York Giants	1	0	0	0	0	0.0	0.0	0/0	0	0	0
12/26	BALTIMORE	1	0	0	0	0	0.0	0.0	0/0	0	0	0
1/2	at Buffalo	1	0	3	2	5	0.0	0.0	0/0	1	0	0
SEASON TOTALS		13	1	6	5	11	0.0	0.0	1/0	4	0	0

POSTSEASON

1/15	NEW YORK JETS	1	0	0	0	0	0.0	0.0	0/0	0	0	0
1/23	NEW ENGLAND	1	0	0	0	0	0.0	0.0	0/0	0	0	0
POSTSEASON TOTALS		2	0	0	0	0	0.0	0.0	0/0	0	0	0

Taylor's 2003 Game-by-Game Statistics

Date	Opponent	GP	GS	T	AT	TOT	Sacks	Yds	Int	PD	FF	FR
9/7	BALTIMORE	1	0	0	0	0	0.0	0.0	0/0	1	0	0
9/14	at Kansas City	1	0	0	0	0	0.0	0.0	0/0	0	0	0
9/21	at Cincinnati	1	0	0	0	0	0.0	0.0	0/0	0	0	0
9/28	TENNESSEE	1	0	0	0	0	0.0	0.0	0/0	0	0	0
10/5	CLEVELAND	1	0	0	0	0	0.0	0.0	0/0	0	0	0
10/12	at Denver	1	0	0	0	0	0.0	0.0	0/0	0	0	0
10/26	ST. LOUIS	1	0	0	0	0	0.0	0.0	0/0	0	0	0
11/2	at Seattle	1	0	0	0	0	0.0	0.0	0/0	0	0	0
11/9	ARIZONA	1	0	1	0	1	0.0	0.0	0/0	0	0	0
11/17	at San Francisco	1	0	2	0	2	0.0	0.0	0/0	0	0	0
11/23	at Cleveland	1	1	3	0	3	0.0	0.0	0/0	1	0	0
11/30	CINCINNATI	1	0	2	0	2	0.0	0.0	0/0	0	0	0
12/7	OAKLAND	1	0	4	0	4	0.0	0.0	0/0	0	0	0
12/15	at New York Jets	1	0	2	0	2	0.0	0.0	0/0	0	0	0
12/21	SAN DIEGO	1	0	3	0	3	0.0	0.0	0/0	1	0	0
12/28	at Baltimore	1	0	1	0	1	0.0	0.0	0/0	0	0	0
SEASON TOTALS		16	1	18	0	18	0.0	0.0	0/0	3	0	0

Taylor's Career Statistics

REGULAR SEASON

Year	Team	GP	GS	T	AT	TOT	Sacks	Yds	Int	PD	FF	FR
2003	Pittsburgh	16	1	18	0	18	0.0	0.0	0/0	3	0	0
2004	Pittsburgh	13	1	6	5	11	0.0	0.0	1/0	4	0	0
2005	Pittsburgh	16	15	72	24	96	0.0	0.0	1/0	25	0	2
2006	Pittsburgh	16	11	64	10	74	0.0	0.0	2/34	18	0	0
2007	Pittsburgh	16	16	86	4	90	0.0	0.0	3/56	17	2	1
2008	Pittsburgh	16	16	56	19	75	0.0	0.0	1/0	14	0	0
2009	Pittsburgh	16	16	63	0	63	1.0	8.0	1/20	14	0	1
NFL Totals		109	76	302	62	364	0.0	0.0	8/90	81	2	3

PUNT RETURNS

Date	Team	No	FC	Yds	Avg	Lg	TD	No	Yds	Avg	Lg	TD
2003	Pittsburgh	0	0	0	0.0	—	0	37	831	22.5	53	0
2004	Pittsburgh	0	0	0	0.0	—	0	11	184	16.7	22	0
2005	Pittsburgh	1	0	19	19.0	19	0	3	59	19.7	24	0
2006	Pittsburgh	1	0	0	0.0	—	0	0	0	0.0	0	0
2007	Pittsburgh	0	0	0	0.0	0	0	0	0	0.0	0	0
2008	Pittsburgh	0	0	0	0.0	0	0	0	0	0.0	0	0
2009	Pittsburgh	0	0	0	0.0	0	0	0	0	0.0	0	0
NFL Totals		2	0	19	9.5	19	0	51	1074	21.1	53	0

KICKOFF RETURNS

Date	Team	No	FC	Yds	Avg	Lg	TD	No	Yds	Avg	Lg	TD
2003	Pittsburgh	0	0	0	0.0	—	0	37	831	22.5	53	0
2004	Pittsburgh	0	0	0	0.0	—	0	11	184	16.7	22	0
2005	Pittsburgh	1	0	19	19.0	19	0	3	59	19.7	24	0
2006	Pittsburgh	1	0	0	0.0	—	0	0	0	0.0	0	0
2007	Pittsburgh	0	0	0	0.0	0	0	0	0	0.0	0	0
2008	Pittsburgh	0	0	0	0.0	0	0	0	0	0.0	0	0
2009	Pittsburgh	0	0	0	0.0	0	0	0	0	0.0	0	0
NFL Totals		2	0	19	9.5	19	0	51	1074	21.1	53	0

Career Special Teams Tackles (52): 18 in 2003, 8 in '04, 8 in '05, 10 in '06, 1 in '07, 5 in '08 and 2 in '09.

Additional Statistics: Forced a fumble on a punt return in 2004.

POSTSEASON

Year	Team	GP	GS	T	AT	TOT	Sacks	Yds	Int	PD	FF	FR
2004	Pittsburgh	2	0	0	0	0	0.0	0.0	0/0	0	0	0
2005	Pittsburgh	4	4	17	3	20	0.0	0.0	2/25	5	0	0
2007	Pittsburgh	1	1	1	2	3	0.0	0.0	1/31	1	0	0
2008	Pittsburgh	3	3	11	2	13	0.0	0.0	0/0	4	0	0
NFL Totals		10	8	29	7	36	0.0	0.0	3/56	10	0	0

Postseason Special Teams Tackles (6): 1 in 2004, 2 in '05, 0 in '07 and 3 in '08.

Lawrence Timmons LB

HEIGHT — 6-1
 WEIGHT — 234
 COLLEGE — Florida State
 BIRTHDATE — May 14, 1986

BIRTHPLACE — Florence, S.C.
 HOW ACQUIRED — D1-07 (#15)
 NFL EXPERIENCE — 4th Year

94



PRO

[46-15/4-0]: Was the Steelers' first-round draft pick (15th overall) in the 2007 NFL Draft...started the most games in his career (13) in 2009...played in all 16 games in his second season (2008)...played primarily on special teams and as a reserve linebacker as a rookie...played in all 16 regular-season games and the playoff game against Jacksonville as a rookie.

2009 [14-13]: Played in 14 games at ILB...had 86 tackles and seven sacks...forced two fumbles...made five special teams tackles...missed two games because of a hamstring injury...**9/10 vs. Tennessee:** Was inactive due to a hamstring injury...**9/20 at Chicago:** Played in his 33rd career game as a reserve at ILB...finished with two solo tackles, two pass defenses and three QB pressures...**9/27 at Cincinnati:** Made his first start of the year at ILB...finished with five tackles (three solo), one pass defense and one QB pressure...had one solo tackle on special teams...**10/4 vs. San Diego:** Made his second consecutive start at ILB...recorded two solo tackles, one pressure and one pass break up...**10/11 at Detroit:** Made his third consecutive start at ILB...recorded seven tackles (six solo), one pressure and one sack...**10/18 vs. Cleveland:** Made his fourth consecutive start at ILB...recorded four tackles (three solo), two sacks and two forced fumbles...**10/25 vs. Minnesota:** Made his fifth consecutive start at ILB...recorded eight tackles (seven solo) and one pressure...left game with an ankle injury...**11/9 at Denver:** Was inactive due to an ankle injury...**11/15 vs. Cincinnati:** Made his sixth start of the season at ILB...recorded 11 tackles (five solo)...**11/22 at Kansas City:** Made his seventh start of the season at ILB...recorded four solo tackles, three pressures and one sack...**11/29 at Baltimore:** Made third consecutive start at ILB...recorded seven solo tackles, two sacks and one forced fumble...**12/6 vs. Oakland:** Made his fourth consecutive start at ILB...recorded eight tackles (three solo) and one QB hit...**12/10 at Cleveland:** Made his fifth consecutive start at ILB...recorded 13 tackles (nine solo)...**12/20 vs. Green Bay:** Made his sixth consecutive start at ILB...recorded four solo tackles and two pressures...**12/27 vs. Baltimore:** Made his seventh consecutive start at ILB...recorded four tackles (three solo) and one pass break up...**1/3 at Miami:** Made his eighth consecutive start at ILB...recorded seven tackles (four solo), one pass break up and one sack, his seventh of the season.

2008 [16-2/3-0]: Played in all 16 regular-season games for the second consecutive season, making his first two NFL starts...established career highs with 71 tackles (49 solo) and five sacks...recorded his first NFL interception at New England on November 30 and returned it 89 yards, the third-longest interception return in team history...had one pass defense and one forced fumble...made seven tackles on special teams...had six tackles (four solo) against the Colts during his first NFL start on November 9...recorded a career-high 12 tackles (seven solo) during his second start in the regular-season finale...played in all three postseason games...finished with 11 postseason tackles (10 solo)...made three postseason tackles on special teams...forced the first fumble of his postseason career against the Ravens in the AFC Championship Game...**9/7 vs. Houston:** Played in his 17th consecutive game as a reserve at LB and as a top contributor on special teams...registered four tackles (three solo)...also added a solo tackle on special teams...**9/14 at Cleveland:** Played in his 18th consecutive game as a reserve at LB...finished with two tackles (one solo)...**9/21 at Philadelphia:** Played in his 19th consecutive game as a reserve at LB...had three solo tackles and two QB pressures...**9/29 vs. Baltimore:** Played in his 20th consecutive game as a reserve at LB...had three solo tackles, including his first career sack of Joe Flacco in overtime...also had one pass defense and one solo tackle on special teams...**10/5 at Jacksonville:** Played in his 21st consecutive game as a reserve at LB and as a contributor on special teams...recorded three tackles (two solo)...**10/19 at Cincinnati:** Played in his 22nd consecutive game as a reserve LB and as a contributor on special teams...finished with nine tackles (six solo)...registered a career-high two sacks...added one QB pressure...had one solo tackle on special teams...**10/26 vs. New York Giants:** Played in his 23rd consecutive game as a reserve LB and as a contributor on special teams...had two assisted tackles...had one solo tackle on special teams...**11/3 at Washington:** Played in his 24th consecutive game as a reserve LB and as a contributor on special teams...finished with four tackles (three solo) and one sack...**11/9 vs. Indianapolis:** Made his first career start at OLB in place of injured LaMarr Woodley...finished second on the team with six tackles (four solo)...had one QB pressure...**11/16 vs. San Diego:** Played in his 26th consecutive game...finished with three tackles

**Lawrence Timmons**

(two solo)...**11/20 vs. Cincinnati**: Played in his 27th consecutive game...finished with three tackles (two solo) and two QB hits...**11/30 at New England**: Played in his 28th consecutive game...finished with five tackles (three solo) and one QB pressure...recorded his first career interception, which he returned 89 yards to the Patriots one-yard line in the fourth quarter...**12/7 vs. Dallas**: Played in his 29th consecutive game...recorded three tackles (two solo)...had one assisted tackle on special teams...recovered one fumble on special teams...**12/14 at Baltimore**: Played in his 30th consecutive game...made six tackles (five solo) and had one QB pressure...forced the first fumble of his career when he sacked Joe Flacco on the Ravens' next-to-last-possession, knocking them out of field goal range...had one solo tackle on special teams...**12/21 at Tennessee**: Played in his 31st consecutive game...had three solo tackles and one QB pressure...**12/28 vs. Cleveland**: Made his second career start at OLB in place of the injured James Harrison...recorded a career-high 12 tackles (seven solo)...had one solo tackle on special teams...**AFC Divisional Game 1/11 vs. San Diego**: Played in his second consecutive postseason game...finished with two solo tackles...had one solo tackle on special teams...**AFC Championship Game 1/18 vs. Baltimore**: Played in his third consecutive postseason game...finished with five tackles (four solo) and had one QB pressure...recovered the first fumble of his postseason career late in the fourth quarter...had one solo tackle on special teams...**Super Bowl XLIII 2/1 vs. Arizona**: Played in his fourth consecutive postseason game...made four solo tackles...had one solo tackle on special teams.

2007 [16-0-1-0]: Appeared in all 16 games and the playoff loss to Jacksonville as a reserve LB and special teams contributor...made NFL debut at Cleveland in Week 1...finished season with two tackles and two fumble recoveries...tied for second on team with 12 special teams tackles...**9/9 at Cleveland**: Saw most of his action on special teams where he had one tackle...also played the last Steelers' defensive possession at LB...**9/16 vs. Buffalo**: Saw action on special teams and logged three special teams tackles (two solo)...**9/23 vs. San Francisco**: Saw special teams action only and registered two solo tackles...**9/30 at Arizona**: Saw his only action on special teams, but did not register a tackle...**10/7 vs. Seattle**: Saw his only action on special teams and logged one special teams tackle...**10/21 at Denver**: Only saw action on special teams but did not register a tackle...**10/28 at Cincinnati**: Saw his only action on special teams and did not record a tackle...**11/5 vs. Baltimore**: Saw extensive action on special teams and recovered his first career fumble on a fumble forced by James Harrison...saw action on defense on the last two Ravens' possessions...**11/11 vs. Cleveland**: Saw his only action on special teams, but did not register a tackle...**11/18 at New York Jets**:

Saw action on special teams only and registered one solo tackle...**11/26 vs. Miami**: Saw extensive action on defense and special teams...recovered his first defensive fumble of the season...part of a defense that gave up only 159 total yards, including 49 rushing, 110 passing and only nine first downs...**12/2 vs. Cincinnati**: Saw his only action on special teams and finished the game with two tackles...**12/9 at New England**: Saw action on special teams but did not register a tackle...**12/16 vs. Jacksonville**: Played on special teams and managed one special teams tackle, while playing in his 14th consecutive game...**12/20 at St. Louis**: Saw action on special teams and finished with one special teams tackle...**12/30 at Baltimore**: Saw action in his 16th career game but did not register a tackle...**AFC Wild Card Game 1/5 vs. Jacksonville**: Saw action in his first postseason game but did not register a tackle.

COLLEGE

Named to *Street & Smith's* All-American preseason list in 2006...started 13 contests in 38 games at Florida State...he finished his career with 126 tackles (70 solos), eight sacks for minus-46 yards and 22.5 stops for losses of 90 yards...he was credited with eight quarterback pressures and recovered two fumbles, returning one 36 yards for a score...he had a 22-yard interception return for a touchdown and seven pass deflections...he caused two fumbles, blocked four kicks and gained 94 yards with a touchdown on three blocked punt returns (31.3 avg)...blocked four kicks during his career...blocked two extra point attempts (vs. Duke and Clemson) in 2006 that were both returned for defensive scores, marking the first time in ACC history that a team did that twice in the same season. **2006**: All-American third-team and All-Atlantic Coast Conference first-team selection by The NFL Draft Report...started all 13 games at strong-side outside linebacker, ranking second on the team with 79 tackles (42 solos)...registered five sacks for minus 29 yards and two pressures...deflected six passes and blocked two kicks...scored on a 22-yard interception return, a 36-yard fumble recovery and 25 yards on a blocked punt. **2005**: Played behind Ernie Sims at strong-side outside linebacker, but also excelled on the special teams coverage units...recorded 35 tackles (17 solos) with three sacks for minus 17 yards and six pressures in 13 games...recovered a fumble and caused two others...blocked two punts for 69 yards in returns and deflected one pass. **2004**: One of 10 true freshmen to letter for the Seminoles, as he appeared mostly on special teams in 12 games...recorded 12 tackles (11 solos) with a stop for a two-yard loss.

PERSONAL

Attended Wilson (Florence, S.C.) High School, where he was rated the fourth-best outside linebacker in the country by Rivals.com and named to Prep Star's Top 100 team, in addition to picking up Super Prep Elite 50 honors as a senior...earned Defensive Player of the Year honors and

2010 PLAYERS

Lawrence Timmons

was the top prep prospect in the state of South Carolina his final campaign...played in the 2003 Shrine Bowl of the Carolinas that pitted the high school all-stars from North Carolina and the all-stars from South Carolina...earned All-State first-team accolades in 2004 after amassing over 150 tackles and two sacks on defense and also caught 47

passes for over 800 yards and five touchdowns as a senior tight end...added All-State honors as a junior tight end with 42 grabs for 680 yards and 14 touchdowns, as he also recorded 95 tackles and four sacks...has two sisters, Valerie Mitchell and Lakendra Timmons...son of Audrey and Lindsey Timmons...Full name: Lawrence Timmons.

Timmons' 2009 Game-by-Game Statistics

Date	Opponent	GP	GS	T	AT	TOT	Sacks	Yds	Int/Yds	PD	FF	FR
9/10	TENNESSEE						INACTIVE					
9/20	at Chicago	1	0	2	0	2	0.0	0.0	0/0	2	0	0
9/27	at Cincinnati	1	1	3	2	5	0.0	0.0	0/0	1	0	0
10/4	SAN DIEGO	1	1	2	0	2	0.0	0.0	0/0	2	0	0
10/11	at Detroit	1	1	6	1	7	1.0	13.0	0/0	0	0	0
10/18	CLEVELAND	1	1	3	1	4	2.0	16.0	0/0	0	2	0
10/25	MINNESOTA	1	1	7	1	8	0.0	0.0	0/0	0	0	0
11/9	at Denver						INACTIVE					
11/15	CINCINNATI	1	1	5	6	11	0.0	0.0	0/0	0	0	0
11/22	at Kansas City	1	1	4	0	4	1.0	10.0	0/0	0	0	0
11/29	at Baltimore	1	1	7	0	7	2.0	19.0	0/0	0	0	0
12/6	OAKLAND	1	1	3	5	8	0.0	0.0	0/0	2	0	0
12/10	at Cleveland	1	1	9	4	13	0.0	0.0	0/0	0	0	0
12/20	GREEN BAY	1	1	4	0	4	0.0	0.0	0/0	0	0	0
12/27	BALTIMORE	1	1	3	1	4	0.0	0.0	0/0	1	0	0
1/3	at Miami	1	1	4	3	7	1.0	9.0	0/0	1	0	0
SEASON TOTALS		14	13	62	24	86	7.0	67.0	0/0	6	2	0

Timmons' 2008 Game-by-Game Statistics

Date	Opponent	GP	GS	T	AT	TOT	Sacks	Yds	Int/Yds	PD	FF	FR
9/7	HOUSTON	1	0	3	1	4	0.0	0.0	0/0	0	0	0
9/14	at Cleveland	1	0	1	1	2	0.0	0.0	0/0	0	0	0
9/21	at Philadelphia	1	0	3	0	3	0.0	0.0	0/0	0	0	0
9/29	BALTIMORE	1	0	3	0	3	1.0	3.0	0/0	1	0	0
10/5	at Jacksonville	1	0	2	1	3	0.0	0.0	0/0	0	0	0
10/19	at Cincinnati	1	0	6	3	9	2.0	12.0	0/0	0	0	0
10/26	NEW YORK GIANTS	1	0	0	2	2	0.0	0.0	0/0	0	0	0
11/3	at Washington	1	0	3	1	4	1.0	14.0	0/0	0	0	0
11/9	INDIANAPOLIS	1	1	4	2	6	0.0	0.0	0/0	0	0	0
11/16	SAN DIEGO	1	0	2	1	3	0.0	0.0	0/0	0	0	0
11/20	CINCINNATI	1	0	2	1	3	0.0	0.0	0/0	0	0	0
11/30	at New England	1	0	3	2	5	0.0	0.0	1/89	0	0	0
12/7	DALLAS	1	0	2	1	3	0.0	0.0	0/0	0	0	0
12/14	at Baltimore	1	0	5	1	6	1.0	14.0	0/0	0	1	0
12/21	at Tennessee	1	0	3	0	3	0.0	0.0	0/0	0	0	0
12/28	CLEVELAND	1	1	7	5	12	0.0	0.0	0/0	0	0	0
SEASON TOTALS		16	2	49	22	71	5.0	43.0	1/89	1	1	0

POSTSEASON

1/11	SAN DIEGO	1	0	2	0	2	0.0	0.0	0/0	0	0	0
1/18	BALTIMORE	1	0	4	1	5	0.0	0.0	0/0	0	0	1
2/1	vs. Arizona	1	0	4	0	4	0.0	0.0	0/0	0	0	0
POSTSEASON TOTALS		3	0	10	1	11	0.0	0.0	0/0	0	0	1

Timmons' 2007 Game-by-Game Statistics

Date	Opponent	GP	GS	T	AT	TOT	Sacks	Yds	Int	PD	FF	FR
9/9	at Cleveland	1	0	0	0	0	0.0	0.0	0/0	0	0	0
9/16	BUFFALO	1	0	0	0	0	0.0	0.0	0/0	0	0	0
9/23	SAN FRANCISCO	1	0	0	0	0	0.0	0.0	0/0	0	0	0
9/30	at Arizona	1	0	0	0	0	0.0	0.0	0/0	0	0	0
10/7	SEATTLE	1	0	0	0	0	0.0	0.0	0/0	0	0	0
10/21	at Denver	1	0	0	0	0	0.0	0.0	0/0	0	0	0
10/28	at Cincinnati	1	0	0	0	0	0.0	0.0	0/0	0	0	0
11/5	BALTIMORE	1	0	0	0	0	0.0	0.0	0/0	0	0	1
11/11	CLEVELAND	1	0	0	0	0	0.0	0.0	0/0	0	0	0
11/18	at New York Jets	1	0	0	0	0	0.0	0.0	0/0	0	0	0
11/26	MIAMI	1	0	1	1	2	0.0	0.0	0/0	0	0	1
12/2	CINCINNATI	1	0	0	0	0	0.0	0.0	0/0	0	0	0

**Timmons' 2007 Game-by-Game Statistics (Continued)**

Date	Opponent	GP	GS	T	AT	TOT	Sacks	Yds	Int	PD	FF	FR
12/9	at New England	1	0	0	0	0	0.0	0.0	0/0	0	0	0
12/16	JACKSONVILLE	1	0	0	0	0	0.0	0.0	0/0	0	0	0
12/20	at St. Louis	1	0	0	0	0	0.0	0.0	0/0	0	0	0
12/30	at Baltimore	1	0	0	0	0	0.0	0.0	0/0	0	0	0
SEASON TOTALS		16	0	1	1	2	0.0	0.0	0/0	0	0	2

POSTSEASON

1/5	JACKSONVILLE	1	0	0	0	0	0.0	0.0	0/0	0	0	0
POSTSEASON TOTALS		1	0	0	0	0	0.0	0.0	0/0	0	0	0

Timmons' Career Statistics**REGULAR SEASON**

Year	Team	GP	GS	T	AT	TOT	Sacks	Yds	Int	PD	FF	FR
2007	Pittsburgh	16	0	1	1	2	0.0	0.0	0/0	0	0	2
2008	Pittsburgh	16	2	49	22	71	5.0	43.0	1/89	1	1	0
2009	Pittsburgh	14	13	62	24	86	7.0	67.0	0/0	6	2	0
NFL Totals		46	15	112	47	159	12.0	110.0	1/89	7	3	2

Career Special Teams Tackles (24): 12 in 2007, 7 in '08 and 5 in '09.

Additional Statistics: Recovered a fumble on a punt return versus Dallas on 12/7/08.

POSTSEASON

Year	Team	GP	GS	T	AT	TOT	Sacks	Yds	Int	PD	FF	FR
2007	Pittsburgh	1	0	0	0	0	0.0	0.0	0/0	0	0	0
2008	Pittsburgh	3	0	10	1	11	0.0	0.0	0/0	0	0	1
NFL Totals		4	0	10	1	11	0.0	0.0	0/0	0	0	1

Career Postseason Special Teams Tackles (3): 0 in 2007 and 3 in '08.

Kraig Urbik **G**

HEIGHT — 6-5

WEIGHT — 323

COLLEGE — Wisconsin

BIRTHDATE — Sept. 23, 1985

BIRTHPLACE — Hudson, Wisc.

HOW ACQUIRED — D3a-'09 (#79)

NFL EXPERIENCE — 2nd year

65



PRO

(0-0/0-0): Drafted by the Steelers in the third round (79th overall) of the 2009 NFL

Draft...did not see action as a rookie.

2009 (0-0): Was inactive for the entire season.

COLLEGE

Started 50 games at Wisconsin, lining up at right guard 34 times and added 16 more starts at right tackle...in 2005, he became the first Badger freshman to start at offensive tackle since former All-American Chris McIntosh in 1996...registered 45 touchdown-resulting blocks and 325 knockdowns...in final two seasons, Urbik tallied 176 knockdowns, 15 downfield blocks and 26 touchdown-resulting blocks on a total of 1,641 offensive plays...during that span, he allowed only three quarterback sacks and two pressures...majored in biology. **2008:** All-American fourth-team selection by *Phil Steele's College Football Magazine*...All-Big Ten Conference first-team choice by *Athlon Sports*, *Lindy's*

and *Blue Ribbon College Yearbook*...started 11 games at right guard...allowed just one quarterback sack and one pressure. **2007:** Earned All-American third-team and All-Big Ten Conference first-team honors from The NFL Draft Report, adding second-team All-Big Ten honors from the league's coaches and media...started the team's first 10 games at right offensive guard before shifting to right tackle for the Badgers' final three contests...played a major role in helping the team rank second in the conference and 21st in the nation in rushing, averaging 200.8 yards per game. **2006:** Shifted to right offensive guard in preseason drills, starting all 14 contests...member of a line that helped the Badgers average 211.5 yards passing and 161.2 yards rushing per game. **2005:** Second-team Freshman All-American selection by *The Sporting News* and *Rivals.com*...became the first Badger freshman to start at tackle since former All-American Chris McIntosh did in 1996, lining up at right tackle in all 13 games. **2004:** Redshirted.

Kraig Urbik

PERSONAL

Attended Hudson High School in Hudson, Wisc....named to Prep Star's All-American team and was rated one of the top 55 players in the Midwest, according to Super Prep, as a senior...rated the third-best player in Wisconsin by Rivals.com, earning first-team All-State honors from the *Milwaukee Journal Sentinel* as a se-

nior...team captain and MVP...first-team All-Conference selection while starting every game as a junior and senior...lettered in basketball and track, in addition to playing football...as a senior, he placed fifth in shot put at Division I state meet...son of Joanne and Kenneth Urbik...Full name: Kraig Urbik.

Justin Vincent **RB**

HEIGHT — 5-10

WEIGHT — 219

COLLEGE — LSU

BIRTHDATE — Jan. 25, 1983

BIRTHPLACE — Lake Charles, La.

HOW ACQUIRED — FA-'07

NFL EXPERIENCE — 2nd Year

28



PRO

[0-0/0-0]: Signed by the Steelers to the team's offseason roster...signed to the Steelers' practice squad on December 2, 2009...released from the practice squad on November 24, 2009...signed to the practice squad on September 6, 2009...released on September 5, 2009...re-signed by the Steelers on February 12, 2009...spent 14 weeks on the Steelers' practice squad in 2008...signed to the Steelers' practice squad on August 31, 2008...released by the Steelers on August 30...re-signed by the Steelers' on January 11, 2008...re-signed to the Steelers' practice squad on November 11, 2007...released from the Steelers' practice squad on October 14, 2008...signed to the Steelers' practice squad on October 1, 2007...released by the Atlanta Falcons on September 1, 2007...originally signed by the Falcons as an undrafted free agent on May 1, 2007.

2009 [0-0]: Spent time on Steelers' practice squad.

2008 [0-0]: Spent training camp with the Steelers prior to being released during final roster cuts on August 30...signed to the Steelers' practice squad on August 31, where he spent the remainder of the season.

2007 [0-0]: Did not play any games while spending time on the Steelers' practice squad after being among the Atlanta Falcons final roster cuts.

COLLEGE

Saw action in 51 games with 18 starts as a member of the Tigers...tallied 2,021 rushing yards on 408 carries (5.0 avg.) with 17 touchdowns...named MVP of the 2003 SEC Championship Game and the 2004 BCS National Championship Game...named 2003 First-Team Freshman All-American by the Football Writer's Association. **2006:** Played in all 13 games, with six starts. **2005:**

Shared the running back duties with senior Joseph Addai...stepped up late in the year when Addai was slowed by an ankle injury...responded by rushing for 343 yards and five touchdowns in LSU's final six regular season games. **2004:** Played in all 12 games with four starts...started the first four games of the season at tailback...rushed for 322 yards and two TDs...caught five passes for 40 yards...had nine special teams tackles. **2003:** Put together the finest season for a freshman in LSU history, rushing for a freshman school record of 1,001 yards in leading the Tigers to a 13-1 overall mark and the national title...answered the call when injuries forced Joseph Addai and Shyrone Carey to the sidelines in consecutive games midway through the season...capped the season with four straight 100-yard games, including an SEC Championship game record of 201 yards and two TDs in the 34-13 win over Georgia...rushed for 100-plus yards five times...named MVP of SEC title game as well as the Sugar Bowl...ran for an 87-yard TD vs. Georgia, the longest rush in SEC Championship Game history...broke Dalton Hilliard's LSU freshmen rushing record, bettering the previous mark of 901, which was set in 1982...also rushed for 10 TDs, the second-highest total by a rookie in school history...had nine special teams tackles.

PERSONAL

Attended Barbe (Lake Charles, LA) High School...left as the school's all-time leading rusher with 5,464 yards on a school-record 904 carries...set school records in touchdowns in a career (75) and points in a career (462)...only player in school history to rush for 1,000 yards or more in three seasons...named a *Parade* and Prep Star All-American after rushing for 2,050 yards and 30 touchdowns as a senior...son of Lilly and Floyd Vincent...Full name: Justin Daniel Vincent.



Mike Wallace **WR**

HEIGHT — 6-0
WEIGHT — 199
COLLEGE — Mississippi
BIRTHDATE — Aug. 1, 1986

BIRTHPLACE — New Orleans, La.
HOW ACQUIRED — 03b-09 (#84)
NFL EXPERIENCE — 2nd year

17



PRO

(16-5/0-0) Played in all 16 games and started five of them as a rookie...won the

Joe Greene Great Performance Award given to the top rookie on the team...drafted by the Steelers in the third round [84th overall] of the 2009 NFL Draft.

2009 (16-5): Played in all 16 games at WR...had 39 receptions and tied the team lead with six touchdown catches...averaged 19.4 yards per catch and 9.6 yards per rush...won the Joe Greene Great Performance Award...named Pepsi NFL Rookie of the Week for weeks nine and 15...led AFC rookies in receiving yards...first Steelers' rookie to have more than 100 yards receiving since Antonio Holmes in 2006...**9/10 vs. Tennessee:** Made his NFL debut...caught three passes for 32 yards (10.7 avg.) with a long of 22...his 22-yard reception in overtime set the Steelers up for the winning field goal...**9/20 at Chicago:** Played in his second consecutive game...caught two passes for 13 yards (6.5 avg.) with a long of 10...**9/27 at Cincinnati:** Played in his third consecutive game...established career highs with seven catches for 102 yards (14.6 avg.) with a long of 51...was his first career 100-yard receiving game...became the first Steelers' rookie to record a 100-yard receiving performance since Antonio Holmes on December 31, 2006...**10/4 vs. San Diego:** Played in his fourth consecutive game...caught two passes for 47 yards (23.5 avg.) with a long of 35 yards...**10/11 at Detroit:** Played in his fifth consecutive game...caught two passes for 52 yards (26.0 avg.) with a long of 47 yards including a touchdown...**10/18 vs. Cleveland:** Played in his sixth consecutive game...caught two passes for 50 yards (25.0 avg.) with a long of 29...rushed once for 21 yards...**10/25 vs. Minnesota:** Made his first career start as a slot WR...caught three passes for 72 yards (24.0 avg.) with one touchdown for a long of 40 yards...rushed twice for 19 yards (9.5 avg.) with a long of 13...**11/9 at Denver:** Played in his eighth consecutive game...caught four passes for 69 yards (17.3 avg.) with one touchdown for a long of 25 yards...rushed once for three yards...**11/15 vs. Cincinnati:** Played in his ninth consecutive game...caught one pass for 16 yards...returned one kickoff for 26 yards...**11/22 at Kansas City:** Played in his 10th consecutive game...caught two passes for 47 yards (23.5 avg.) with a long of 33...rushed once for

a gain of five yards...**11/29 at Baltimore:** Played in his 11th consecutive game as a reserve WR...**12/6 vs. Oakland:** Made his second career start as a slot WR...caught two passes for 19 yards (9.5 avg.) with a long of 13...**12/10 at Cleveland:** Played in his 13th consecutive game as a reserve WR...caught two passes for 11 yards (5.5 avg.) with a long of six...**12/20 vs. Green Bay:** Made his third start of the season as a slot WR...caught two passes for 79 yards (39.5 avg.) with two touchdowns for a career long of 60...marked his first career multi-touchdown game...caught the game-tying, 19-yard touchdown pass as time expired to clinch the victory...**12/27 vs. Baltimore:** Made his fourth start of the season as a slot WR...caught three passes for 83 yards with a long of 45...**1/3 at Miami:** Made his third consecutive start of the season at slot WR...caught two passes for 64 yards (32.0 avg.) with a long of 54 for a touchdown.

COLLEGE

Holds Ole Miss records for single game, season and career kickoff return yards...ranks second all-time in all-purpose yardage...stands third all-time at Ole Miss in TD receptions and fifth in receiving yards...recorded seven career 100-yard receiving games, second-most by a Rebel...topped the SEC in yards per reception in each of his final two seasons...competed in the 2009 Under Armour Senior Bowl and totaled two catches for 41 yards and a TD and returned one kickoff 21 yards...majored in African American studies. **2008:** Named second-team All-SEC as both a wide receiver and kick returner by Phil Steele...established Ole Miss single-season records for all-purpose yards (1,737) and kickoff return yards (861)...equaled the Rebel record for 100-yard receiving games with four...piled up the fifth-most receiving yards in school history (784)...led the SEC and ranked third in the NCAA (among top 100 WRs) in yards per catch (20.1)...led team and was sixth in the SEC in receiving yards per game (60.3)...finished third in the SEC in kickoff return average (24.6)...ranked third in the conference in all-purpose yards (133.6 per game)...topped team in TD catches with seven...named Midseason All-SEC second team as a kick returner by Phil Steele...earned fourth letter. **2007:** Named third-team All-SEC by Phil Steele...played in all 12 games with nine starts at split end...topped the SEC in yards per catch (18.8) and ranked

Mike Wallace

ninth in receiving yards per game [59.7]...led the team in receiving yards [716], tied for the lead in touchdowns [6] and finished second in receptions [38]...turned in a pair of 100-yard games...posted seven catches of 40 or more yards and three of 50 or better...earned third letter. **2006:** Started all 12 games at SE...led the team in catches [24] and receiving yards [410]...tied for team lead with two TD receptions...earned his second letter. **2005:** Saw action in 10 games primarily as a return man as a true freshman after enrolling in January. **2004:** Did not play.

PERSONAL

Attended O. Perry Walker High School in New Orleans, La... earned league and district MVP honors as a senior, as well as all-league, All-Metro, All-West Bank and All-West Bank MVP...rated by SuperPrep as the 17th-best prospect in Louisiana and was a member of its 2004 Southwest Team...

after seeing limited playing time as a junior (four receptions while playing mostly on defense), had an outstanding senior season, catching 60 passes for 1,039 yards [17.3 average per catch] and 19 touchdowns...returned four punts and four kickoffs for TDs, giving him 27 for the season and 162 points, and had seven TDs called back...set school records for total points and for kicks returned for touchdowns...earned two letters in football...also lettered once in track, earning All-State honors in the 100...son of Sonjia and Burnell Wallace...Full name: Mike Wallace.

Wallace's Career Game Highs

REGULAR SEASON

Receptions	7	(9/29/09 vs. Cincinnati)
Yards Receiving	102	(9/27/09 at Cincinnati)
Longest Reception	60t	(12/20/09 vs. Green Bay)
TDs Receiving	2	(12/20/09 at Green Bay)

Wallace's 2009 Game-by-Game Statistics

Date	Opponent	GP	GS	RECEIVING				Lg	TD	RUSHING				Lg	TD
				Rec	Yds	Avg				No	Yds	Avg			
9/10	TENNESSEE	1	0	3	32	10.7		22	0	0	0	0.0		0	0
9/20	at Chicago	1	0	2	13	6.5		10	0	0	0	0.0		0	0
9/27	at Cincinnati	1	0	7	102	14.6		51	0	0	0	0.0		0	0
10/4	SAN DIEGO	1	0	2	47	23.5		35	0	0	0	0.0		0	0
10/11	at Detroit	1	0	2	52	26.0		47t	1	0	0	0.0		0	0
10/18	CLEVELAND	1	0	2	50	25.0		29	0	1	21	21.0		21	0
10/25	MINNESOTA	1	1	3	72	24.0		40t	1	2	19	9.5		13	0
11/9	at Denver	1	0	4	69	17.3		25t	1	1	3	3.0		3	0
11/15	CINCINNATI	1	0	1	16	16.0		16	0	0	0	0.0		0	0
11/22	at Kansas City	1	0	2	47	23.5		33	0	1	5	5.0		5	0
11/29	at Baltimore	1	0	0	0	0.0		0	0	0	0	0.0		0	0
12/6	OAKLAND	1	1	2	19	9.5		13	0	0	0	0.0		0	0
12/10	at Cleveland	1	0	2	11	5.5		6	0	0	0	0.0		0	0
12/20	GREEN BAY	1	0	2	79	39.5		60t	2	0	0	0.0		0	0
12/27	BALTIMORE	1	1	3	83	27.7		45	0	0	0	0.0		0	0
1/3	at Miami	1	1	2	64	32.0		54t	1	0	0	0.0		0	0
SEASON TOTALS		16	5	39	756	19.4		60t	6	5	48	9.6		21	0

PUNT RETURNS

Date	Opponent	No	FC	Yds	Avg	Lg	TD	No	Yds	Avg	Lg	TD
9/10	TENNESSEE	0	0	0	0.0	0	0	0	0	0.0	0	0
9/20	at Chicago	0	0	0	0.0	0	0	0	0	0.0	0	0
9/27	at Cincinnati	0	0	0	0.0	0	0	0	0	0.0	0	0
10/4	SAN DIEGO	0	0	0	0.0	0	0	0	0	0.0	0	0
10/11	at Detroit	0	0	0	0.0	0	0	0	0	0.0	0	0
10/18	CLEVELAND	0	0	0	0.0	0	0	0	0	0.0	0	0
10/25	MINNESOTA	0	0	0	0.0	0	0	0	0	0.0	0	0
11/9	at Denver	0	0	0	0.0	0	0	0	0	0.0	0	0
11/15	CINCINNATI	0	0	0	0.0	0	0	1	26	26.0	26	0
11/22	at Kansas City	0	0	0	0.0	0	0	0	0	0.0	0	0
11/29	at Baltimore	0	0	0	0.0	0	0	0	0	0.0	0	0
12/6	OAKLAND	0	0	0	0.0	0	0	0	0	0.0	0	0
SEASON TOTALS		0	0	0	0.0	0	0	1	26	26.0	26	0

KICKOFF RETURNS

Wallace's Career Statistics

Year	Team	GP	GS	RECEIVING				Lg	TD	RUSHING				Lg	TD
				Rec	Yds	Avg				No	Yds	Avg			
2009	Pittsburgh	16	5	39	756	19.4		60t	6	5	48	9.6		21	0
NFL Totals		16	5	39	756	19.4		60t	6	5	48	9.6		21	0

Date	Team	No	FC	PUNT RETURNS				Lg	TD	No	Yds	Avg	Lg	TD
				Yds	Avg									
2009	Pittsburgh	0	0	0	0.0	0	0	0	0	1	26	26.0	26	0
NFL Totals		0	0	0	0.0	0	0	0	0	1	26	26.0	26	0



Hines Ward **WR**

HEIGHT — 6-0
WEIGHT — 205
COLLEGE — Georgia
BIRTHDATE — March 8, 1976

BIRTHPLACE — Forest Park, Ga.
HOW ACQUIRED — D3b-'98 (#92)
NFL EXPERIENCE — 13th Year

86



MEDIA INFORMATION

FOOTBALL STAFF

2010 PLAYERS

2009 IN REVIEW

STEELERS HISTORY

RECORDS



PRO

(186-165/14-14): Is one of the top receivers in NFL history and is the longest-tenured wide receiver with the same team in the league...

...is a four-time Pro Bowl selection (2002-2005)...is the team's all-time leader in receptions (895), receiving yards (10,947) and receiving touchdowns (78)...is the only Steeler to have at least 800 career catches and over 9,000 receiving yards...became the only receiver in Steelers' history to surpass 1,000 receiving yards for four straight seasons (2001-2004)...has team records for receptions in a season (112), which he set in 2002...posted 12 TD receptions in 2003 to tie Louis Lipps' (1985) and Buddy Dail's team record...drafted by Pittsburgh in the third round (92nd overall) of the 1998 NFL Draft...named to Associated Press' All-Pro second team in both 2003 and 2004...was named the Steelers' co-MVP in 2005 (along with Casey Hampton) and 2002 (with Joey Porter), and outright in 2003...earned Super Bowl XL MVP honors after finishing with a game-high 123 receiving yards on five receptions with one touchdown...has led the Steelers in receptions the past 10 years (tied with Troy Edwards in 1999)...has caught a pass in a team-record 162 games entering the 2009 season...was named to the Steelers' 75th Season All-Time Team during the 2007 season...named the Steelers' 2008 Walter Payton Man of the Year...signed a five-year contract in 2001...signed a four-year extension in 2005...restructured his contract during the 2009 offseason and signed an extension to keep him with the team through 2013.

2009 (16-16): Started all 16 games for the first time since 2004...became the first wide receiver in team history to reach 10,000 career receiving yards and became only the fifth player to reach 10,000 receiving yards with one team...his 95 receptions were eighth best in the NFL and was tied for ninth in the league in receiving yards...tied a team-record for career 100-yard receiving games...had his club-best sixth 1,000-yard receiving season...named the Steelers' Ed Block Courage Award Winner...**9/10 vs. Tennessee:** Made his 150th career start at WR...caught eight passes for 103 yards (12.9 avg.) with a long of 30...was his 21st career 100-yard receiving game in the regular season...**9/20 at Chicago:** Made his 14th consecu-

tive start at WR...caught a team-high six passes for 57 yards (9.5 avg.) with a long of 21...**9/27 at Cincinnati:** Made his 15th consecutive start at WR...caught four passes for 82 yards (20.5 avg.) with a season-long 41-yard reception...became the first receiver in team history to have 10,000 receiving yards when he made a 14-yard reception in the second quarter (10,022)...has now caught a pass in a team-record 165 consecutive games, the longest active streak in the NFL...**10/4 vs. San Diego:** Made his 16th consecutive start at WR...caught eight passes for 113 yards (14.1 avg.) with a long of 26 yards...was his 22nd career 100-yard receiving game in the regular season...**10/11 at Detroit:** Made his 17th consecutive start at WR...caught seven passes for 85 yards (12.1 avg.) with a long of 21 yards and one touchdown...**10/18 vs. Cleveland:** Made his 18th consecutive start at WR...caught eight passes for 159 yards (19.9 avg.) with a season-long touchdown of 52 yards...had his 23rd career 100-yard receiving game...marked his third all-time highest receiving game...**10/25 vs. Minnesota:** Made his 19th consecutive start at WR...caught one pass for three yards...**11/9 at Denver:** Made his 20th consecutive start at WR...caught seven passes for 44 yards (6.3 avg.) with a long of 18...caught two touchdown passes from QB Ben Roethlisberger...marked as his 16th career multi-touchdown game...**11/15 vs. Cincinnati:** Made his 21st consecutive start at WR...caught four passes for 24 yards (6.0 avg.) with a long of 11...**11/22 at Kansas City:** Made his 22nd consecutive start at WR...caught 10 passes for 128 yards (12.8 avg.) with one touchdown...posted his 24th career 100-yard receiving game and fourth of the season...**11/29 at Baltimore:** Made his 23rd consecutive start at WR...caught three passes for 47 yards (15.7 avg.) with a long of 22...**12/6 vs. Oakland:** Made his 24th consecutive start at WR...caught six passes for 77 yards (12.8 avg.) and one touchdown...has 484 career points, moving him into fifth place on the team's all-time scoring list ahead of Jerome Bettis, who finished his career with 482 points as a Steeler...**12/10 at Cleveland:** Made his 25th consecutive start at WR...caught four passes for 21 yards (5.3 avg.) with a long of nine...**12/20 vs. Green Bay:** Made his 26th consecutive start at WR...

Hines Ward

caught seven passes for 126 yards (18.0 avg.) with a long of 54...eclipsed the 1,000-yard receiving mark for the season, marking the second straight year he accomplished the feat, giving him six career 1,000-yard receiving seasons, the most in team history...caught a pass in his team-record 176th consecutive game...**12/27 vs. Baltimore:** Made his 27th consecutive start at WR...caught four passes for 37 yards with a long of 13...caught a pass in his 177th consecutive game...**1/3 at Miami:** Made his 28th consecutive start at WR...caught eight passes for 61 yards (7.6 avg.) with a long of 13...caught a pass in his 178th consecutive game, moving him into fifth place ahead of Steve Largent in NFL history.

2008 (16-14/3-3): Played in all 16 regular-season games, making 14 starts...named Steelers' Walter Payton Man of the Year...finished the season with 81 receptions for 1,043 yards (12.9 avg.) with seven touchdowns...was the fifth 1,000-yard season of his career, and his first since 2004...surpassed 9,000 receiving yards for his career (9,780)...his final reception of the year in the regular-season finale against the Browns gave him 800 for his career, extending his team record...became the first receiver in team history to surpass 10,000 career total yards from scrimmage (10,210)...his four 100-yard receiving performances gave him 20 for his career, moving him past Louis Lipps (16) into sole possession of second place on the team's all-time list...his 11 receptions on November 16 against the Chargers were a season high and the second-highest single-game total (tied) of his career...extended his team record to 162 consecutive games with a reception...started all three postseason games...finished with nine postseason receptions for 168 yards (18.7 avg.)...became the second player in franchise history (John Stallworth) to surpass 1,000 career postseason receiving yards (1,064)...became the first player in team postseason history to catch 70 passes in the postseason (76)...has caught a pass in 14 straight postseason games, the second-longest streak in team history...**9/7 vs. Houston:** Made his 136th career start in his 155th career game...caught six passes for 76 yards (12.7 avg.) with two touchdowns...was his 15th career multiple-touchdown performance...his two touchdown receptions increased his career total to 67...**9/14 at Cleveland:** Made his 137th career start at WR...tied for the team lead with five receptions for 59 yards (11.8 avg.) with one touchdown...his touchdown increased his career total to 68...was his third consecutive game with a touchdown reception versus Cleveland...**9/21 at Philadelphia:** Played in his 157th game at WR...had four catches

for 34 yards (8.5 avg.) with a long of 16...**9/29 vs. Baltimore:** Played in his 158th game at WR...caught two passes for 57 yards (28.5 avg.) with a long of 49 yards...**10/5 at Jacksonville:** Made his 138th career start at WR...caught seven passes for 90 yards (12.9 avg.) and scored the game winning touchdown on an eight-yard pass with 1:53 remaining in the game...was his team-leading fourth touchdown reception of the year and 69th of his career, extending his team record...surpassed 9,000 yards for his career (9,053), the most in franchise history...**10/19 at Cincinnati:** Played in his 160th career game...caught four passes for 60 yards (15.0 avg.) with his team-leading fifth touchdown reception of the season...his 16-yard touchdown reception from Byron Leftwich in the fourth quarter extended his team record to 70 career touchdown receptions...**10/26 vs. New York Giants:** Made his 140th career start at WR...caught three passes for 30 yards (10.0 avg.) with a long of 14...**11/3 at Washington:** Made his fourth consecutive start at WR...tied for the team lead with three receptions for 39 yards (13.0 avg.) with a long of 14 yards...**11/9 vs. Indianapolis:** Made his fifth consecutive start at WR...caught eight passes for 112 yards (14.0 avg.)...had one rush for four yards...was his first 100-yard game of the season, and the 17th of his career, giving him sole possession of second place on the team's all-time list, moving him ahead of Louis Lipps...**11/16 vs. San Diego:** Made his sixth consecutive start at WR...established season highs with 11 receptions for 124 yards (11.3 avg.) with a long of 30 yards...was his 18th career 100-yard receiving game and his second consecutive...**11/20 vs. Cincinnati:** Played in his 165th career game...had one reception for 37 yards...**11/30 at New England:** Made his 145th career start at WR...finished with a team-high five receptions for 37 yards (7.4 avg.) with one touchdown...**12/7 vs. Dallas:** Made his ninth consecutive start at WR...finished with one catch for two yards...**12/14 at Baltimore:** Made his 10th consecutive start at WR...finished with a game-high 107 yards receiving on eight receptions (13.4 avg.), including a long of 30 yards...was his 19th career 100-yard receiving game and his third in 2008...became the first receiver in team history to reach 10,000 career total yards from scrimmage (10,031)...caught three passes for 36 yards on the team's game-winning touchdown drive in the fourth quarter...**12/21 at Tennessee:** Made his 11th consecutive start at WR...finished with 109 yards receiving on seven receptions (15.6 avg.) and one touchdown, his second straight 100-yard receiving game and the 20th of his career...**12/28 vs. Cleveland:** Played in his 170th ca-



reer game and made his 12th consecutive start at WR... finished with six catches for 70 yards (11.7 avg.) with a long of 24 yards...his six catches gave him 800 for his career, making him the only receiver in team history to catch at least 800 passes...finished the season with 1,043 receiving yards, marking his fifth career 1,000-yard receiving season and his first since 2004... extended his team record to 162 consecutive games with a reception...**AFC Divisional Game 1/11 vs. San Diego:** Made his 12th consecutive postseason start at WR...caught four passes for 70 yards (17.5 avg.) with a long of 41 yards...moved into second place on the team's all-time list for receiving yards in the postseason ahead of Lynn Swann, with 966 career postseason yards...became the first receiver in team history to post at least 70 catches in the postseason with 71...**AFC Championship Game 1/18 vs. Baltimore:** Made his 13th consecutive postseason start at WR...caught three passes for 55 yards (18.3 avg.) before leaving in the first half with a knee injury...hauled in a 45-yard pass on third-and-12 on the first possession of the game...with that catch, Ward became the second player in team history to post at least 1,000 career postseason receiving yards (1,021)...**Super Bowl XLIII 2/1 vs. Arizona:** Made his 14th consecutive postseason start at WR...caught two passes for 43 yards (21.5 avg.) with a long of 38 yards on the Steelers' second play from scrimmage...has caught a pass in 14 straight postseason games, the second-longest streak in team history.

2007 (13-13-1-1): Started 13 games and the play-off game versus Jacksonville...was inactive Weeks 4 and 5 due to a knee injury...sat out the season finale in Baltimore...led the team in receptions with 71 for 732 yards (10.3 avg.) and seven touchdowns...became the team's all-time leader in receiving yards in the Week 16 win over the Rams surpassing John Stallworth, who finished with 8,723 yards...his two touchdown receptions in the Week 13 win over the Bengals gave him 64 for his career, moving him past Stallworth (63) for first on the team's all-time list...his 11 receptions in that same game tied the second-highest single-game total of his career...became the first player in team history to record over 700 career catches (719 and counting)...caught 10 passes for a playoff career-high 135 yards in the loss to Jacksonville...that marked his fifth career 100-yard game and his second straight...**9/9 at Cleveland:** Started at WR and hauled in three catches for 51 yards (17.0 avg.) with a 24-yard long, while adding one TD...caught at least one pass for the 134th straight game...**9/16 vs. Buffalo:** Started at WR and had five catches for 55 yards (11.0 avg.) with

a 21-yard long...extended his streak to 135 consecutive games with a catch...**9/23 vs. San Francisco:** Extended his streak to 136 consecutive games with at least one catch...registered one catch for two yards and one rush for seven yards, before leaving with an injury...**9/30 at Arizona:** Was inactive due to a knee injury...**10/7 vs. Seattle:** Was inactive due to a knee injury...**10/21 at Denver:** Returned to action and started at WR...led the team with seven receptions and 78 yards receiving (11.1 avg.) including an 18-yard long...continued his streak of 137 consecutive games with at least one catch...**10/28 at Cincinnati:** Started at WR and led the team in receptions with eight for 88 yards (11.0 avg.) and two TDs...his two TDs marked the 11th multi-TD game of his career and the first of the season...went over 60 career TD receptions (61), pulling him within two TDs of John Stallworth (63) for the most receiving TDs by a Steelers' WR...pulled within four points of John Stallworth for seventh place on the Steelers' all-time scoring leaders list...**11/5 vs. Baltimore:** Started in his 128th career game at WR... finished with four catches for 28 yards (7.0 avg.)... extended his team record to 139 straight games with at least one catch...**11/11 vs. Cleveland:** Made his fourth consecutive start at WR...finished with a game-high seven catches for 80 yards (11.4 avg.) with one TD...caught a 12-yard TD pass from Ben Roethlisberger in the third quarter...his TD catch gave him 62 career TD catches, leaving him one shy of tying the Steelers' all-time record...**11/18 at New York Jets:** Made his 130th career start at WR...recorded two catches for 47 yards (23.5 avg.) including a 25-yard long...continued his streak of 141 consecutive games with at least one reception...**11/26 vs. Miami:** Played in his 150th career game and started at WR for the 131st game...had a team-high nine catches for 99 yards (9.8 avg.) with a long of 21 yards...extended his team record of 142 straight games with at least one catch...**12/2 vs. Cincinnati:** Finished with a season-high 11 receptions for 90 yards (8.2 avg.) with two TDs, which marked his second multi-TD game of the season and the 14th of his career...had a two-yard reception in the second quarter...hauled in an eight-yard TD pass from Roethlisberger to become the team's all-time leader in receiving TDs with 64 for his career...extended his team record of 143 straight games with at least one catch...**12/9 at New England:** Played in his 152nd career game at WR... finished with five catches for 39 yards (7.8 avg.), including a 13-yard long...also rushed one time for zero yards...continued his streak to 144 consecutive games with at least one catch...**12/16 vs. Jacksonville:** Made his 134th career start and finished with three

Hines Ward

catches for 27 yards (9.0 avg.) with one TD...extended his team record to 145 straight games with at least one catch...also had one rush for four yards...**12/20 at St. Louis:** Made his 135th career start at WR...finished with a team-high six catches for 59 yards (9.8 avg.), including a 19-yard long...passed John Stallworth, becoming the Steelers' all-time leader in receiving yards with 8,737...**12/30 at Baltimore:** Was inactive...**AFC Wild Card Game 1/5 vs. Jacksonville:** Registered his 11th consecutive postseason start at WR...tallied a team-high 10 catches for 135 yards (13.5 avg.)...his 135 receiving yards were a new playoff career high...this performance marked his fifth career postseason 100-yard receiving game and his second straight in the postseason...caught a 31-yard pass from Roethlisberger on the Steelers' first drive of the game, which was his longest catch of the season.

2006 (14-14): Led the team in receptions (74) and receiving yards (975)...hailed in a team-high six touchdowns...missed two games with a knee injury late in the season...**9/7 vs. Miami:** Caught a pass in the 120th consecutive game...finished with a team-high five receptions for 53 yards (10.6 avg.) and a long of 19...hailed in a seven-yard touchdown pass from Charlie Batch...**9/18 at Jacksonville:** Started at FL and caught two passes for 29 yards with a long of 18...**9/24 vs. Cincinnati:** Started at FL...had two receptions for 17 yards and a long of 11 yards...caught at least one pass in his team-record 122nd consecutive game...**10/8 at San Diego:** Had a team-leading four receptions for 49 yards (12.3 avg.) and a long of 24...**10/15 vs. Kansas City:** Grabbed five balls for 59 yards (11.8 avg.) and a long of 28...caught a 13-yard touchdown in the second quarter to give the Steelers a 28-0 lead...touchdown gave him 338 career points, tying Kris Brown for eighth place on the Steelers' all-time list...**10/22 at Atlanta:** Played one of the best games against his hometown team...set new career-highs in yards (171) and touchdowns (3) in a game...caught eight passes for a 21.4 average...scored on a 70-yard catch in which he lost his shoe...added TD catches of 11 and 17 yards...passed Kris Brown (338) for eighth place on the Steelers' all-time scoring list with 356 points...eight catches gave him 600 for his career, becoming the first Steelers player to record 600 receptions...**10/29 at Oakland:** Had game highs with eight catches and 81 yards for a 10.1 average...had a long catch of 27 yards...**11/5 vs. Denver:** Caught seven passes for a team-high 127 yards (18.1 avg.) and a long of 63 yards...marked the 16th career 100-yard game, tying for second with Louis Lipps on the Steelers' all-time list...**11/12 vs. New Orleans:** Had five receptions for 86 yards (17.2

avg.) and a touchdown...scored on a 37-yard run and catch to give the Steelers an early 7-0 lead...**11/19 at Cleveland:** Had team highs with seven catches and 81 yards (11.6 avg.) and a long of 23...had a 21-yard reception that helped the team keep the game-winning drive alive...suffered a knee injury but continued to play through the pain...**11/26 at Baltimore:** Started despite suffering a hyper-extended knee in the previous game...caught four passes for 33 yards (8.3 avg.) and a long of 12...**12/3 vs. Tampa Bay:** Was inactive due to a knee injury...**12/7 vs. Cleveland:** Was inactive due to a knee injury...**12/17 at Carolina:** Started after missing two games with a knee injury...caught a team-high four passes for 59 yards (14.8 avg.) with a long of 21...**12/24 vs. Baltimore:** Caught a game-high eight receptions for 79 yards (9.9 avg.) with a long of 17...**12/31 at Cincinnati:** Had five receptions for 51 yards (10.2 avg.) with a long of 17...has caught a pass in 133 consecutive games...rushed once for nine yards, passing Louis Lipps (388) as the Steelers' all-time leader in rushing yards by a wide receiver with 394...broke 8,000 yards receiving, joining John Stallworth as the only Steelers' players to achieve feat.

2005 (15-15/4-4): Named team co-MVP (along with Casey Hampton) after leading the team in receptions (69), receiving yards (975) and touchdowns (11)...finished the season with three multi-touchdown and four 100-yard receiving games...his 14.1 receiving average was his highest since 2000...ranked second (tied) in the AFC and third (tied) in the NFL with his 11 touchdown receptions...named Super Bowl XL MVP after finishing with 123 receiving yards on five receptions with one touchdown...**9/11 vs. Tennessee:** Started and caught two passes for 25 yards...**9/18 at Houston:** Started and caught a pass in team-record 106th consecutive game...led team with six receptions, 84 receiving yards (14.0 avg.) and two TDs...caught two touchdowns in a single game for the seventh time in his career...**9/25 vs. New England:** Started at wide receiver and caught four passes for 110 yards (27.5 avg.)...caught two touchdowns in a game for the second straight week and eighth time in his career...stretched his streak of consecutive games with a reception to 107...his first touchdown catch went for a career long 85 yards...caught his second TD with 1:21 remaining to tie the score at 20-20...**10/10 at San Diego:** Led all Steelers with six receptions for 83 yards (13.8 avg.), including a long of 33 yards...108th consecutive game with a reception...**10/16 vs. Jacksonville:** Missed the first game in his career with a hamstring injury, snapping his consecutive games played (116) and games started (83) streak...**10/23 at Cincinnati:** Returned



after missing the first game of his career...caught three passes for 35 yards (11.7 avg.), with a long of 18 and a four-yard touchdown...also had one rush for four yards...**10/31 vs. Baltimore:** Finished with eight catches for 75 yards...**11/6 at Green Bay:** Started his 100th career game and caught one pass for 12 yards...threw a key block to spring Antwaan Randle El on a 43-yard rush on the team's first play from scrimmage...extended his streak of consecutive games with a reception to 111 and moved to within three receptions of breaking John Stallworth's career record for catches (537)...**11/13 vs. Cleveland:** Made Steelers' history with a 15-yard reception late in the second quarter to break John Stallworth's reception record (537)...finished with eight catches to give him 543 for his career...his eight catches went for 124 yards (15.5 avg.), including a 51-yard touchdown reception on a throw from Antwaan Randle El...earned AFC Offensive Player of the Week honors...**11/20 at Baltimore:** Caught a team-high six passes for 81 yards (13.5 avg.) and a long of 32...extended his streak of games with a reception to 113...**11/28 at Indianapolis:** Caught three passes for 28 yards (9.3 avg.), including a 12-yard touchdown reception from QB Ben Roethlisberger in the first quarter for the only Steelers' score of the game...**12/4 vs. Cincinnati:** Extended his streak to 115 straight games with at least one reception...had season highs in catches (9) and yards (135) for a 15.0 average yards per catch...caught a long of 31 and had two touchdowns, marking the third time this season he had multiple touchdown catches in a game, and the ninth multiple touchdown game in his career...also rushed once for seven yards...was the 13th game in his career to have over 100 yards receiving...his second touchdown, a six-yard catch, was the 50th touchdown reception in his career...**12/11 vs. Chicago:** Caught three passes for 27 yards (9.0 avg.)...his longest catch went for a 14-yard touchdown in which he broke a few tackles and dove into the end zone...tied Lynn Swann for second place in Steelers' history for receiving touchdowns with 51...**12/18 at Minnesota:** Caught two passes for 11 yards and a long of 11...threw a key block on Heath Miller's 50-yard reception...extended his streak to 117 straight games with at least one reception...**12/24 at Cleveland:** Caught seven passes for 105 yards (15.0) and one touchdown with a long of 32...tied a career high with his fourth 100-yard receiving game of the season...surpassed Lynn Swann for second place in Steelers' history with 52 TD receptions...**1/1 vs. Detroit:** Caught one pass for 40 yards to extend his streak of consecutive games with at least one reception to 119...surpassed the 7,000-yard career receiving mark, becoming only the sec-

ond Steeler to accomplish the feat (John Stallworth)...**AFC Wild Card Game 1/8 at Cincinnati:** Caught two passes for 10 yards, including a five-yard TD reception...extended streak to five consecutive postseason games with at least one TD catch...TD was his sixth career TD reception...**AFC Divisional Game 1/15 at Indianapolis:** Caught three passes for 68 (22.7 avg.) and a long of 45...had a reception for the eighth straight game in the postseason...**AFC Championship Game 1/22 at Denver:** Caught five passes for 59 yards (11.8 avg.) and one TD...had a long reception of 21 yards...rushed one time for four yards...**Super Bowl XL 2/5 vs. Seattle:** Was named Super Bowl XL MVP...caught five passes for 123 yards (24.6 avg.) and a 43-yard touchdown...also rushed once for 18 yards...caught a 37-yard pass from Roethlisberger down to the Seahawk's three-yard line on third-and-28...marked the 10th straight postseason game with a reception.

2004 (16-16/2-2): Selected to the 2005 Pro Bowl, his fourth straight trip...also earned Associated Press second-team All-Pro honors for the second consecutive season...led the team for the fifth straight season (tied for lead in 1999) with 80 receptions for 1,004 yards, his fourth consecutive 1,000-yard season...led the team in the postseason with consecutive 100-yard receiving games...finished the postseason with an impressive 15 receptions for 214 yards and two TDs...caught four TD passes and scored first career rushing TD...**9/12 vs. Oakland:** Led the team with seven receptions for 99 yards (14.1 avg.), including a long of 39 yards...**9/19 at Baltimore:** Had one of the best games of his career, catching six passes for 151 yards, his third-highest receiving yardage total...recorded his ninth 100-yard receiving game...produced his then second-highest per-catch average (25.2)...**9/26 at Miami:** Led the team for the third straight game and just fell short of another 100-yard receiving performance...made a spectacular catch for the only TD of the game when he went low for a pass from Ben Roethlisberger and held on...finished with a season-high nine catches for 96 yards (10.7 avg.), including a long of 24 yards...**10/3 vs. Cincinnati:** Led the team for the fourth straight game with six receptions for 48 yards...also had one carry for 10 yards...**10/10 vs. Cleveland:** Tied Plaxico Burress for team honors with six receptions for 61 yards (10.2 avg.)...**10/17 at Dallas:** Led the team for the fifth time in six games with nine receptions for 76 yards...averaged 8.4 yards a reception...**10/31 vs. New England:** Tied Antwaan Randle El for a team-high with six receptions for 58 yards...had one rush for 11 yards...**11/7 vs. Philadelphia:** Scored his first TD since the Sept. 26 Miami game...finished with two TDs—one rushing and one

Hines Ward

on a reception...moved into fourth place on the Steelers' all-time list for TD receptions (40), passing Louis Lipps... had two receptions for 32 yards, including a long of 20... also had one rushing attempt for 16 yards and the first rushing TD of his career...**11/14 at Cleveland:** Finished with three receptions for 42 yards, including a long of 22...threw a crunching block on defensive end Orpheus Roye on a run by Roethlisberger...**11/21 at Cincinnati:** Caught three passes for 15 yards...**11/28 vs. Washington:** Extended his string of consecutive games with a reception to 99 and led the team in receptions for the seventh time...finished with three receptions for 42 yards, including a long of 17 yards...**12/5 at Jacksonville:** Extended his streak of consecutive games with a reception to 100...opened the scoring with a 37-yard TD reception from Roethlisberger...finished with four catches for 80 yards...also had one carry for no gain...**12/12 vs. New York Jets:** Caught two passes for 38 yards, including a long of 26 to increase his streak of consecutive games with a reception to 101...**12/18 at New York Giants:** Led the team with nine receptions for 134 yards, his 10th career 100-yard performance...became only the third Steelers' receiver to surpass the 6,000-yard mark...also reached 500 receptions for his career, only the second receiver to reach that mark in Steelers' history...**12/26 vs. Baltimore:** Tied Plaxico Burress and Antwaan Randle El with a team-high three receptions for 21 yards...**1/2 at Buffalo:** Had two receptions for 11 yards in his limited playing time...topped the 1,000-yard receiving mark for the fourth straight season...**AFC Divisional Game 1/15 vs. New York Jets:** Led the team with 10 receptions for 105 yards and the second 100-yard receiving performance of his career...**AFC Championship Game 1/23 vs. New England:** Produced his second straight 100-yard receiving game and led the team with five receptions for 109 yards, including a 30-yard TD reception...also was credited with a tackle.

2003 [16-16]: Selected to the 2004 Pro Bowl, his third straight trip...was named the team MVP for the second straight year [shared the award with Joey Porter in 2002]...also earned Associated Press 2003 second-team All-Pro honors...led the team in receiving for the fifth straight season...surpassed 1,000 receiving yards for the third straight season to become the only receiver in Steelers' history to achieve that mark... finished with 1,163 yards and 10 TDs on 95 receptions...also rushed for 61 yards on 11 carries...**9/7 vs. Baltimore:** Was the team's leading receiver in season opener...had a team-high nine receptions for 91 yards and two TDs...surpassed Lynn Swann's 336 career receptions for third place on the Steelers' all-time career

receptions list...**9/14 at Kansas City:** Led the team for the second straight week with nine receptions for a team-high 146 yards, including a 50-yard reception on the first play from scrimmage...**9/21 at Cincinnati:** Finished with four receptions for 48 yards and one TD... fought for extra yardage on his TD when he appeared to be stopped at the Bengals' two-yard line, but with the help of Dan Kreider, managed to plunge forward for the score...**9/28 vs. Tennessee:** Led the team for the third time in the season with nine receptions for 76 yards...**10/5 vs. Cleveland:** Was held to two receptions for 55 yards, including a long of 30 yards...**10/12 at Denver:** Led the team for the fourth game this season...had eight receptions for 81 yards, including a long of 19 yards...also had two runs for a total of nine yards, including a long of 12 yards...**10/26 vs. St. Louis:** Led the team for the fifth time in the season with five receptions for 90 yards and two TDs...had a long of 45 yards...rushed once for three yards...**11/2 at Seattle:** Had a team-high eight receptions for 66 yards and one TD to lead the team in receptions for the sixth time... also had three rushes for 14 yards, including a long of 11 yards...**11/9 vs. Arizona:** Led the team for the seventh time in nine games with six receptions for 64 yards and two TDs...**11/17 at San Francisco:** Finished with four receptions for 44 yards...suffered a neck injury on a long pass play in the third quarter in which he landed head-first on the turf...returned to action in the fourth quarter...**11/23 at Cleveland:** Had his lowest reception total of the season, catching one pass for 13 yards...**11/30 vs. Cincinnati:** Caught a career-high 13 passes for 149 yards and one TD...13 catches are the second most in a single game in Steelers' history (14, Courtney Hawkins, 11/1/98 vs. Tennessee)...made five catches during the Steelers' final 11-play scoring drive, including the final two...**12/7 vs. Oakland:** Led the team for the eighth time with four receptions for 67 yards, including a long of 38 yards...**12/14 at New York Jets:** Surpassed 1,000 receiving yards for the third-consecutive season and became the only Steelers' player to reach 1,000 yards for three-straight seasons...is only the second receiver to reach 1,000 yards three times (John Stallworth)...led the team in receptions for the ninth time with five catches for 68 yards, including a long of 25...**12/21 vs. San Diego:** Became only the fifth receiver in Steelers' history to reach 5,000 receiving yards...led the team for the 10th time with six receptions for 94 yards and one TD...also had three rushing attempts for 32 yards, including a long of 25 yards...**12/28 at Baltimore:** Caught two passes for 11 yards, with a long of seven.



2002 (16-16/2-2): Selected to the 2003 Pro Bowl, his second straight trip...was also selected to the Associated Press second-team All-Pro Squad...led the team in receptions for the third consecutive year and eclipsed his own team record with 112 receptions...also finished four yards ahead of Plaxico Burress for team-high receiving yardage honors (1,329), just 69 shy of Yancey Thigpen's team-record 1,398 yards (1997)...scored 12 receiving TDs to tie Louis Lipps' (1985) and Buddy Dial's (1961) team record...became the first non-kicker to lead the team in scoring since 1977 (Franco Harris)...was named the 2002 recipient of The Chief Award, presented annually by the Pittsburgh Chapter of the Pro Football Writers of America to the player who best exemplifies the spirit of cooperation with the media established by the late founder, Arthur J. Rooney, Sr....eclipsed the 1,000 yard mark for the second-straight year, joining Plaxico Burress as the first receiving tandem in team history to both surpass 1,000 receiving yards for two straight seasons...led the team with 18 receptions for 186 yards and three TDs in the postseason...**9/9 at New England:** Began the season strongly in the opener, leading the team with eight receptions for 90 yards and a TD (on Monday Night Football)...**9/15 vs. Oakland:** Led the team for the second-consecutive week with seven catches for 92 yards, including a 34-yard TD strike from Kordell Stewart...scored two TDs for his first multiple-touchdown performance of his career...**9/29 vs. Cleveland:** Led the team for the third straight game with nine catches for 104 yards, his first 100-yard game of the year and the third of his career...**10/6 at New Orleans:** Tied Antwaan Randle El for the team high with five receptions for 45 yards, including a long of 21...scored his team-leading fourth touchdown of the season when he dived to hit the pylon after stretching for a pass from Tommy Maddox...had one run for 11 yards...**10/13 at Cincinnati:** Had four receptions for 24 yards...also ran once for 20 yards...moved passed Charles Johnson into sixth place on the Steelers' all-time career receiving list...**10/21 vs. Indianapolis:** Scored two TDs on five receptions...totaled 76 yards receiving...also had one carry for eight yards...**10/27 at Baltimore:** Led the team with eight receptions for 97 yards, including a long of 20 yards...**11/3 at Cleveland:** Led the team in receptions for the fifth time this season (tied once)...finished with nine receptions for 79 yards and a TD...also gained eight yards on one rushing attempt...**11/10 vs. Atlanta:** Finished with a team-leading 11 receptions for 139 yards and one TD...led the team in receptions for the sixth time during the season...also had a 29-yard run...**11/17 at Tennessee:** Led the team for the sev-

enth time during the season...had 10 receptions for 168 yards and two TDs, including a 72-yard TD on the game's initial play...**11/24 vs. Cincinnati:** Had another monster game, tying for the team lead with five receptions for 125 yards and one TD...surpassed 1,000 receiving yards for the second consecutive season (1,039), becoming the first Steeler since Roy Jefferson in 1968 and 1969 to achieve that milestone...also rushed for a career-long 39 yards on his only attempt...**12/1 at Jacksonville:** Produced another big game...led the team for the eighth time with eight catches for 51 yards...also ran two times for 19 yards...**12/8 vs. Houston:** Led the team for the ninth time during the season with nine receptions for 76 yards...eclipsed his then team record of 94 receptions...added seven yards on two rushes...**12/15 vs. Carolina:** Had another productive day despite playing with a nagging hamstring injury...finished with three receptions for 39 yards, including a long of 27...also had one carry for two yards...became the first receiver in Steelers' history to record 100 receptions in a season...**12/23 at Tampa Bay:** Led the team for the 10th time during the season, catching six passes for 78 yards (13.0)...**12/29 vs. Baltimore:** Finished with a team-high five receptions for 46 yards to lead the team in receptions for the 11th time during the regular season...also had a 23-yard TD reception from Maddox...**AFC Wild Card Game 1/5 vs. Cleveland:** Joined Plaxico Burress as the only Steelers' receiving tandem to each compile 100 or more receiving yards in a postseason game since John Stallworth and Lynn Swann in Super Bowl XIII...finished with 11 receptions (tying Franco Harris' team record for most catches in a postseason game) for 104 yards and one TD...also ran once for 14 yards...**AFC Divisional Game 1/11 at Tennessee:** Led the team for the 13th time during the season with seven receptions for 82 yards and two TDs, including a 21-yard TD catch...also completed a pass to Plaxico Burress for a two-point conversion.

2001 (16-16/2-2): Eclipsed the 1,000 yard mark for the first time in his career, joining Plaxico Burress as the only receiving tandem in team history to both surpass 1,000 receiving yards for a season...made his first Pro Bowl appearance...led the team with a then-career-high 94 receptions, which also set a Steelers single-season record (85, Yancey Thigpen in 1995) at the time...**9/9 at Jacksonville:** Led the team with seven catches for 82 yards in season opener, including a long of 34...**9/30 at Buffalo:** Had nine receptions 79 yards...converted three first downs...**10/7 vs. Cincinnati:** Led the team for the fourth straight game with eight receptions for 68 yards, including a key 24-yard gain on a third-and-long that helped lead

2010 PLAYERS

FOOTBALL STAFF MEDIA INFORMATION

FOOTBALL STAFF

2010 PLAYERS

2009 IN REVIEW

STEELERS HISTORY

RECORDS

Hines Ward

to the Steelers' game-clinching field goal...**10/14 at Kansas City:** Had four receptions for 38 yards and the team's first receiving TD...led the team in receptions for the fourth straight week...**10/21 at Tampa Bay:** Tied for team lead with three receptions for 44 yards...also had one run for nine yards out of the shotgun formation from the quarterback position...**10/29 vs. Tennessee:** Displayed his versatility, catching, running and even throwing his first pass of the season...finished with two receptions for 20 yards and a TD...took a direct snap from the shotgun formation and raced 36 yards on his only carry...**11/4 vs. Baltimore:** Finished with nine receptions for 97 yards...**11/11 at Cleveland:** Finished with eight receptions for 55 yards, including a long of 15 yards...was sacked once for three yards...**11/18 vs. Jacksonville:** Recorded the first 100-yard receiving game of his career...finished with nine receptions for 112 yards, including a 28-yard TD on a screen pass...**11/25 at Tennessee:** Finished with seven receptions for 99 yards, just missing his second consecutive 100-yard game...**12/2 vs. Minnesota:** Finished with three receptions for 37 yards, including a long of 19 yards...**12/9 vs. New York Jets:** Recorded then-single-game highs for receptions (10) and receiving yards (124), his second 100-yard game of the season...also ran three times for 14 yards...accounted for four third-down conversions (three on receptions and one running)...moved into 12th on the Steelers' all-time receptions list with 203 career receptions...**12/16 at Baltimore:** Was held to his lowest reception total of the season...had just one catch for seven yards...ran once for six yards...**12/23 vs. Detroit:** Had seven receptions for 67 yards and one TD to eclipse Yancey Thigpen's Steelers' single-season receptions record (85)...**12/30 at Cincinnati:** Caught three passes for 42 yards with a long of 30...also ran once off a direct snap for 14 yards...**1/6 vs. Cleveland:** Had four catches for 30 yards...**AFC Divisional Game 1/20 vs. Baltimore:** Caught three passes for 37 yards...also had six rushing yards on one carry...**AFC Championship Game 1/27 vs. New England:** Had another solid performance...led the team with six receptions for 64 yards, including a long of 24.

2000 (16-15): Had another solid season, leading the team in receptions for the second straight year...finished with 48 receptions for 672 yards and four TDs...also rushed for 53 yards on four carries...**9/3 vs. Baltimore:** Finished with two receptions for 20 yards...also returned one kickoff for 23 yards...**9/17 at Cleveland:** Made his first start of the season for the injured Troy Edwards...had a productive day, leading the team with five receptions for 75 yards, including a 31-yard

catch...also nearly broke a kickoff return for a TD, recording a 57-yard return...**9/24 vs. Tennessee:** Earned his second start of the season and responded with a very productive day...led the team with five receptions for 59 yards...also returned three kickoffs for 69 yards, including a long of 31 yards...was credited with one solo special teams tackle...**10/1 at Jacksonville:** Caught two passes for 23 yards, including a long of 15 yards...also had one special teams tackle...**10/8 at New York Jets:** Had two receptions for 18 yards...also was credited with one solo stop...**10/15 vs. Cincinnati:** Made a spectacular catch and run for a 77-yard TD on the second play of the game, a play that was the longest pass play by the Steelers since the 1994 season...finished with two catches for 91 yards...**10/22 vs. Cleveland:** Caught one pass for five yards...was credited with one tackle on special teams...**10/29 at Baltimore:** Had another big game for the Steelers, including an outstanding 45-yard TD reception on which he leaped over a Ravens defender and wrestled away the ball as he stepped into the end zone...finished with two receptions for 55 yards...**11/5 at Tennessee:** Caught one pass for seven yards...made a bruising tackle on Derrick Mason on a kick return when it appeared Mason might go the distance...**11/12 vs. Philadelphia:** Finished with two catches for 22 yards...also had one special teams assist...**11/19 vs. Jacksonville:** Caught a Kordell Stewart pass and raced 22 yards for a 32-yard TD reception, his third TD of the season...finished with three receptions for 60 yards...also returned two kickoffs for 47 yards, including a 26-yarder...**11/26 at Cincinnati:** Led the team with four receptions for 70 yards, including a 34-yard TD...also had two carries for 38 yards, including a 23-yard reverse...threw a key block on Mark Bruener's TD catch...**12/3 vs. Oakland:** Led the team for the second consecutive week with four receptions for 36 yards...also had one run for three yards...**12/10 at New York Giants:** Tied Bobby Shaw with a team-high six receptions for 64 yards...had a long of 23...**12/16 vs. Washington:** Tied Shaw with a team-high three receptions...totaled 31 yards...also rushed for 12 yards on a reverse...was credited with one special teams assist...**12/24 at San Diego:** Caught four passes 36 yards.

1999 (16-14): Tied for the team lead with Troy Edwards with 61 receptions for 638 yards...averaged 10.5 yards a reception and scored a team-high seven TD receptions...also had one punt return for two yards and one kickoff return for 24 yards...also served as a valuable member of the special teams...started in 14-of-16 games...led the team with a 16.4 yards-per-reception average...**9/12 at Cleveland:** Displayed his big-play capabilities in season opener...had the longest recep-



tion in the game, connecting with Kordell Stewart on a 42-yard gain that led to the Steelers' second TD...finished the game with three catches for 51 yards and a TD...scored on a one-yard pass from Mike Tomczak for the Steelers' final TD in the fourth quarter, Ward's first career TD...**9/19 at Baltimore:** Started his second straight game at wide receiver...finished with two receptions for 31 yards, a team-high 15.5 yards a catch...also had his first run of the season, a three-yard gain on a reverse...**9/26 vs. Seattle:** Finished with two catches for 18 yards...also was credited with a special teams tackle and a tackle on an interception...**10/3 vs. Jacksonville:** Caught two passes for 19 yards...**10/10 at Buffalo:** Finished with a team-high six receptions for 67 yards and a TD...scored the team's first offensive TD in two games...**10/17 at Cincinnati:** Had three receptions for 18 yards...**10/25 vs. Atlanta:** Tied two other players—Courtney Hawkins and Will Blackwell—for team lead with three receptions in Monday Night game...totaled 28 receiving yards...**11/7 at San Francisco:** Finished with four catches for 31 yards...leaped over a defender to score a 13-yard TD...**11/14 vs. Cleveland:** Collected a team-high four receptions for 39 yards...**11/21 at Tennessee:** Finished with three catches for 20 yards...also registered one special teams tackle...**11/28 vs. Cincinnati:** Caught seven passes, tying Troy Edwards for team honors, for a team-high 89 yards...scored his fourth TD reception of the season to lead the team in that category...also made a possible touchdown-saving tackle on a kickoff return by Tremain Mack...**12/2 at Jacksonville:** Tied Bobby Shaw for team honors with four receptions for 35 yards, including a long of 25 yards...**12/12 vs. Baltimore:** Caught three passes for 43 yards, including a 21-yard TD pass from Jerome Bettis...averaged 14.3 yards per reception...**12/18 at Kansas City:** Finished with four receptions for 41 yards, including a long of 17...reached the 50-reception mark for the season...**12/26 vs. Carolina:** Led the team with five receptions for 40 yards and a touchdown...also had one punt return for two yards...**1/2 vs. Tennessee:** Finished with six catches for 68 yards and one TD despite suffering a fracture in his lower back in the first half...returned one kickoff for 24 yards.

1998 (16-0): Finished the season with 15 catches for 246 yards...averaged a team-high 16.4 yards a reception...also had one carry for 13 yards and completed a pass to Kordell Stewart for 17 yards...registered 28 total special teams tackles, which ranked second on the team [one shy of leader John Fiala's 29]...was credited with four downed punts inside the 10-yard line and

two saved punts inside the 20 [one at the one-yard line]...**9/6 at Baltimore:** Had the first reception of his career in the season opener, a 12-yard pass from Kordell Stewart...**9/13 vs. Chicago:** Shined on special teams, registering three solo tackles...**9/20 at Miami:** Produced one of the few offensive bright spots with a nifty pass-and-catch for 18 yards...had one special teams tackle...**9/27 vs. Seattle:** Was brilliant on special teams and tied Donta Jones with a team-high two solo special teams tackles...**10/11 at Cincinnati:** Produced another strong special teams performance...was credited with two special teams tackles...also made an excellent play by downing a fourth-quarter Josh Miller punt at the Cincinnati one-yard line that ultimately led to a Steelers' go-ahead field goal late in the game...**10/26 at Kansas City:** Displayed a glimpse of his vast talents, throwing a pass to Stewart for a 17-yard gain and a first down that eventually led to a field goal...also registered one solo special teams tackle...lined up on several four-receiver sets...**11/9 vs. Green Bay:** Had the best day at that point of his rookie season on offense, catching two passes for 56 yards...had a spectacular catch-and-run covering 45 yards late in the second quarter that led to a touchdown...made a key block on Stewart's 30-yard run in the first quarter that set up a Steelers' touchdown...also had five special teams tackles [three solo]...**11/15 at Tennessee:** Had a productive day as a receiver and on the special teams...caught two passes for 21 yards...registered two special teams tackles...nailed Tennessee punter Craig Hentrich for a one-yard loss on a fake punt attempt...**11/22 vs. Jacksonville:** Finished with two catches for 26 yards...also was credited with one special teams tackle...**11/26 at Detroit:** Played well on special teams and as a receiver in the Thanksgiving Day matchup...led the team with four total special teams tackles, including two solo tackles...also had two receptions for 35 yards, including a long play of 25 yards...**12/6 vs. New England:** Collected two receptions for 19 yards...had another strong game on special teams, finishing with three special teams tackles [two solo]...**12/13 at Tampa Bay:** Had an outstanding leaping catch, his only one of the game, for 18 yards...**12/20 vs. Cincinnati:** Had one reception for 17 yards...ran one reverse for 13 yards, his first carry of the season...made a sensational play on a punt, keeping the ball out of the end zone in the second quarter and downing it at the two-yard line that helped lead to a Steelers' touchdown when Carnell Lake returned an interception 27 yards for the score...**12/28 at Jacksonville:** Had one catch for 24 yards in the season finale.

2010 PLAYERS

2010 PLAYERS

FOOTBALL STAFF

2010 PLAYERS

2009 IN REVIEW

STEELERS HISTORY

RECORDS

Hines Ward

COLLEGE

Finished his career ranked second in school history with 144 receptions...had 1,965 career receiving yards to rank third in team history...gained 3,870 all-purpose yards, second only to Herschel Walker [5,749]...was a 1997 All-American choice by The Poor Man's Guide to the NFL Draft...earned bachelor's degree in consumer economics. **1997:** Earned All-Southeastern Conference (SEC) honors as a senior...led team with 55 receptions for 715 yards and six touchdowns...had 12 receptions for 154 yards against Wisconsin in the Outback Bowl. **1996:** Was an Academic All-SEC pick...caught 52 passes for 900 yards (17.3 avg.) and five touchdowns...gained 170 yards on 26 carries, returned five punts for 47 yards and 13 kickoffs for 234 yards. **1995:** Started first two games at flanker before moving to tailback for the third game, to quarterback for the fourth game, back

to tailback for the seventh game, and then returned to quarterback for the final three games. **1994:** Selected to the All-SEC Freshman team by the Knoxville News-Sentinel.

PERSONAL

Earned All-American honors from *SuperPrep*, *Blue Chip Illustrated* & *USA Today*, and added All-State & Super Southern Top 100 honors at Forest Park (Ga.) High...was a two-time Clayton County Offensive Player of the Year...rushed for 1,111 yards and 14 touchdowns and completed 122-of-204 passes for 1,575 yards and 14 scores as a quarterback during his senior season...threw for 3,581 yards and 38 scores and rushed for 2,500 yards and 29 touchdowns during his three-year career...lives in Forest Park, Ga...son of Young Ward...Full name: Hines Ward Jr.

Ward's 2009 Game-by-Game Statistics

Date	Opponent	GP	GS	RECEIVING					TD	RUSHING				
				Rec	Yds	Avg	Lg			No	Yds	Avg	Lg	TD
9/10	TENNESSEE	1	1	8	103	12.9	30	0	0	0	0	0.0	0	0
9/20	at Chicago	1	1	6	57	9.5	21	0	0	0	0	0.0	0	0
9/27	at Cincinnati	1	1	4	82	20.5	41	0	0	0	0	0.0	0	0
10/4	SAN DIEGO	1	1	8	113	14.1	26	0	0	0	0	0.0	0	0
10/11	at Detroit	1	1	7	85	12.1	21	1	0	0	0	0.0	0	0
10/18	CLEVELAND	1	1	8	159	19.9	52t	1	0	0	0	0.0	0	0
10/25	MINNESOTA	1	1	1	3	3.0	3	0	0	0	0	0.0	0	0
11/9	at Denver	1	1	7	44	6.3	18	2	0	0	0	0.0	0	0
11/15	CINCINNATI	1	1	4	24	6.0	11	0	0	0	0	0.0	0	0
11/22	at Kansas City	1	1	10	128	12.8	33	1	0	0	0	0.0	0	0
11/29	at Baltimore	1	1	3	47	15.7	22	0	0	0	0	0.0	0	0
12/6	OAKLAND	1	1	6	77	12.8	27	1	0	0	0	0.0	0	0
12/10	at Cleveland	1	1	4	21	5.3	9	0	0	0	0	0.0	0	0
12/20	GREEN BAY	1	1	7	126	18.0	54	0	0	0	0	0.0	0	0
12/27	BALTIMORE	1	1	4	37	9.3	13	0	0	0	0	0.0	0	0
1/3	at Miami	1	1	8	61	7.6	13	0	0	0	0	0.0	0	0
SEASON TOTALS		16	16	95	1167	12.3	54	6	0	0	0	0.0	0	0

Ward's 2008 Game-by-Game Statistics

Date	Opponent	GP	GS	RECEIVING					TD	RUSHING				
				Rec	Yds	Avg	Lg			No	Yds	Avg	Lg	TD
9/7	HOUSTON	1	1	6	76	12.7	29	2	0	0	0	0.0	0	0
9/14	at Cleveland	1	1	5	59	11.8	31	1	0	0	0	0.0	0	0
9/21	at Philadelphia	1	0	4	34	8.5	16	0	0	0	0	0.0	0	0
9/29	BALTIMORE	1	0	2	57	28.5	49	0	0	0	0	0.0	0	0
10/5	at Jacksonville	1	1	7	90	12.9	18	1	0	0	0	0.0	0	0
10/19	at Cincinnati	1	1	4	60	15.0	29	1	0	0	0	0.0	0	0
10/26	NEW YORK GIANTS	1	1	3	30	10.0	14	0	0	0	0	0.0	0	0
11/3	at Washington	1	1	3	39	13.0	14	0	0	0	0	0.0	0	0
11/9	INDIANAPOLIS	1	1	8	112	14.0	41	0	1	4	4.0	4	0	0
11/16	SAN DIEGO	1	1	11	124	11.3	30	0	0	0	0	0.0	0	0
11/20	CINCINNATI	1	1	1	37	37.0	37	0	0	0	0	0.0	0	0
11/30	at New England	1	1	5	37	7.4	11	1	0	0	0	0.0	0	0
12/7	DALLAS	1	1	1	2	2.0	2	0	0	0	0	0.0	0	0
12/14	at Baltimore	1	1	8	107	13.4	30	0	0	0	0	0.0	0	0
12/21	at Tennessee	1	1	7	109	15.6	26	1	0	0	0	0.0	0	0
12/28	CLEVELAND	1	1	6	70	11.7	24	0	0	0	0	0.0	0	0
SEASON TOTALS		16	14	81	1043	12.9	49	7	1	4	4.0	4	0	0
POSTSEASON														
1/11	SAN DIEGO	1	1	4	70	17.5	41	0	0	0	0	0.0	0	0
1/18	BALTIMORE	1	1	3	55	18.3	45	0	0	0	0	0.0	0	0
2/1	vs. Arizona	1	1	2	43	21.5	38	0	0	0	0	0.0	0	0
POSTSEASON TOTALS		3	3	9	168	18.7	45	0	0	0	0	0.0	0	0



Hines Ward

Ward's 2007 Game-by-Game Statistics

Date	Opponent	GP	GS	RECEIVING					Lg	TD	RUSHING				
				Rec	Yds	Avg					Att	Yds	Avg	Lg	TD
9/9	at Cleveland	1	1	3	51	17.0		24	1		0	0	0.0	0	0
9/16	BUFFALO	1	1	5	55	11.0		21	0		0	0	0.0	0	0
9/23	SAN FRANCISCO	1	1	1	2	2.0		2	0		1	7	7.0	7	0
9/30	at Arizona			INACTIVE							INACTIVE				
10/7	SEATTLE			INACTIVE							INACTIVE				
10/21	at Denver	1	1	7	78	11.1		18	0		0	0	0.0	0	0
10/28	at Cincinnati	1	1	8	88	11.0		21	2		0	0	0.0	0	0
11/5	BALTIMORE	1	1	4	28	7.0		15	0		0	0	0.0	0	0
11/11	CLEVELAND	1	1	7	80	11.4		19	1		0	0	0.0	0	0
11/18	at New York Jets	1	1	2	47	23.5		25	0		0	0	0.0	0	0
11/26	MIAMI	1	1	9	88	9.8		21	0		0	0	0.0	0	0
12/2	CINCINNATI	1	1	11	90	8.2		19	2		0	0	0.0	0	0
12/9	at New England	1	1	5	39	7.8		13	0		1	0	0.0	0	0
12/16	JACKSONVILLE	1	1	3	27	9.0		11	1		1	4	4.0	4	0
12/20	at St. Louis	1	1	6	59	9.8		19	0		0	0	0.0	0	0
12/30	at Baltimore			INACTIVE							INACTIVE				
SEASON TOTALS		13	13	71	732	10.3		25	7		3	11	3.7	7	0
POSTSEASON															
1/5	JACKSONVILLE	1	1	10	135	13.5		33	0		0	0	0.0	0	0
POSTSEASON TOTALS		1	1	10	135	13.5		33	0		0	0	0.0	0	0

Ward's 2006 Game-by-Game Statistics

Date	Opponent	GP	GS	RECEIVING					Lg	TD	RUSHING				
				Rec	Yds	Avg					Att	Yds	Avg	Lg	TD
9/7	MIAMI	1	1	5	53	10.6		19	1		0	0	0.0	—	0
9/18	at Jacksonville	1	1	2	29	14.5		18	0		0	0	0.0	—	0
9/24	CINCINNATI	1	1	2	17	8.5		11	0		0	0	0.0	—	0
10/8	at San Diego	1	1	4	49	12.3		24	0		0	0	0.0	—	0
10/15	KANSAS CITY	1	1	5	59	11.8		28	1		0	0	0.0	—	0
10/22	at Atlanta	1	1	8	171	21.4		70t	3		0	0	0.0	—	0
10/29	at Oakland	1	1	8	81	10.1		27	0		0	0	0.0	—	0
11/5	DENVER	1	1	7	127	18.1		63	0		0	0	0.0	—	0
11/12	NEW ORLEANS	1	1	5	86	17.2		37t	1		0	0	0.0	—	0
11/19	at Cleveland	1	1	7	81	11.6		23	0		0	0	0.0	—	0
11/26	at Baltimore	1	1	4	33	8.3		12	0		0	0	0.0	—	0
12/3	TAMPA BAY			INACTIVE							INACTIVE				
12/7	CLEVELAND			INACTIVE							INACTIVE				
12/17	at Carolina	1	1	4	59	14.8		21	0		0	0	0.0	—	0
12/24	BALTIMORE	1	1	8	79	9.9		17	0		0	0	0.0	—	0
12/31	at Cincinnati	1	1	5	51	10.2		17	0		1	9	9.0	9	0
SEASON TOTALS		14	14	74	975	13.2		70t	6		1	9	9.0	9	0

Ward's 2005 Game-by-Game Statistics

Date	Opponent	GP	GS	RECEIVING					Lg	TD	RUSHING				
				Rec	Yds	Avg					Att	Yds	Avg	Lg	TD
9/11	TENNESSEE	1	1	2	25	12.5		15	0		1	-1	-1.0	-1	0
9/18	at Houston	1	1	6	84	14.0		21	2		0	0	0.0	—	0
9/25	NEW ENGLAND	1	1	4	110	27.5		85t	2		0	0	0.0	—	0
10/10	at San Diego	1	1	6	83	13.8		33	0		0	0	0.0	—	0
10/16	JACKSONVILLE			INACTIVE							INACTIVE				
10/23	at Cincinnati	1	1	3	35	11.7		18	1		1	4	4.0	4	0
10/31	BALTIMORE	1	1	8	75	9.4		15	0		0	0	0.0	—	0
11/6	at Green Bay	1	1	1	12	12.0		12	0		0	0	0.0	—	0
11/13	CLEVELAND	1	1	8	124	15.5		51t	1		0	0	0.0	—	0
11/20	at Baltimore	1	1	6	81	13.5		32	0		0	0	0.0	—	0
11/28	at Indianapolis	1	1	3	28	9.3		12t	1		0	0	0.0	—	0
12/4	CINCINNATI	1	1	9	135	15.0		31	2		1	7	7.0	7	0
12/11	CHICAGO	1	1	3	27	9.0		14t	1		0	0	0.0	—	0
12/18	at Minnesota	1	1	2	11	5.5		11	0		0	0	0.0	—	0
12/24	at Cleveland	1	1	7	105	15.0		32	1		0	0	0.0	—	0
1/1	DETROIT	1	1	1	40	40.0		40	0		0	0	0.0	—	0
SEASON TOTALS		15	15	69	975	14.1		85t	11		3	10	3.3	7	0

2010 PLAYERS

2010 PLAYERS

FOOTBALL STAFF

2010 PLAYERS

2009 IN REVIEW

STEELERS HISTORY

RECORDS

Hines Ward

Ward's 2005 Game-by-Game Statistics (Continued)

Date	Opponent	GP	RECEIVING							RUSHING				
			GS	Rec	Yds	Avg	Lg	TD	Att	Yds	Avg	Lg	TD	
POSTSEASON														
1/8	at Cincinnati	1	1	2	10	5.0	5t	1	0	0	0.0	—	0	
1/15	at Indianapolis	1	1	3	68	22.7	45	0	0	0	0.0	—	0	
1/23	at Denver	1	1	5	59	11.8	21	1	1	4	4.0	4	0	
2/5	SEATTLE	1	1	5	123	24.6	43t	1	1	18	18.0	18	0	
POSTSEASON TOTALS		4	4	15	260	17.3	45	3	2	22	11.0	18	0	

Ward's 2004 Game-by-Game Statistics

Date	Opponent	GP	GS	RECEIVING				Lg	TD	RUSHING				Lg	TD
				Rec	Yds	Avg				Att	Yds	Avg			
9/12	OAKLAND	1	1	7	99	14.1		39	0	0	0	0.0		—	0
9/19	at Baltimore	1	1	6	151	25.2		58	1	0	0	0.0		—	0
9/26	at Miami	1	1	9	96	10.7		24	1	0	0	0.0		—	0
10/3	CINCINNATI	1	1	6	48	8.0		10	0	1	10	10.0		10	0
10/10	CLEVELAND	1	1	6	61	10.2		16	0	0	0	0.0		—	0
10/17	at Dallas	1	1	9	76	8.4		15	0	0	0	0.0		—	0
10/31	NEW ENGLAND	1	1	6	58	9.7		21	0	1	11	11.0		11	0
11/7	PHILADELPHIA	1	1	2	32	16.0		20t	1	1	16	16.0		16t	1
11/14	at Cleveland	1	1	3	42	14.0		22	0	2	-7	-3.5		0	0
11/21	at Cincinnati	1	1	3	15	5.0		6	0	0	0	0.0		—	0
11/28	WASHINGTON	1	1	3	42	14.0		17	0	0	0	0.0		—	0
12/5	at Jacksonville	1	1	4	80	20.0		37t	1	1	0	0.0		—	0
12/12	NEW YORK JETS	1	1	2	38	19.0		26	0	0	0	0.0		—	0
12/18	at New York Giants	1	1	9	134	14.9		40	0	0	0	0.0		—	0
12/26	BALTIMORE	1	1	3	21	7.0		8	0	1	-5	-5.0		-5	0
1/2	at Buffalo	1	1	2	11	5.5		6	0	0	0	0.0		—	0
SEASON TOTALS		16	16	80	1,004	12.6		58	4	7	25	3.6		16t	1
POSTSEASON															
1/15	NEW YORK JETS	1	1	10	105	10.5		18	1	0	0	0.0		—	0
1/23	NEW ENGLAND	1	1	5	109	21.8		30t	1	0	0	0.0		—	0
POSTSEASON TOTALS		2	2	15	214	14.3		30t	2	0	0	0.0		—	0

Ward's 2003 Game-by-Game Statistics

Date	Opponent	GP	GS	RECEIVING				Lg	TD	RUSHING				Lg	TD
				Rec	Yds	Avg				Att	Yds	Avg			
9/7	BALTIMORE	1	1	9	91	10.1		28t	2	0	0	0.0		0	0
9/14	at Kansas City	1	1	9	146	16.2		50	0	1	5	5.0		5	0
9/21	at Cincinnati	1	1	4	48	12.0		23	1	0	0	0.0		—	0
9/28	TENNESSEE	1	1	9	76	8.4		24	0	0	0	0.0		—	0
10/5	CLEVELAND	1	1	2	55	27.5		30	0	0	0	0.0		—	0
10/12	at Denver	1	1	8	81	10.1		19	0	2	9	4.5		12	0
10/26	ST. LOUIS	1	1	5	90	18.0		45	2	1	3	3.0		3	0
11/2	at Seattle	1	1	8	66	8.3		14	1	3	14	4.7		11	0
11/9	ARIZONA	1	1	6	64	10.7		22t	2	0	0	0.0		—	0
11/17	at San Francisco	1	1	4	44	11.0		27	0	1	-2	-2.0		-2	0
11/23	at Cleveland	1	1	1	13	13.0		13	0	0	0	0.0		—	0
11/30	CINCINNATI	1	1	13	149	11.5		22	1	0	0	0.0		—	0
12/7	OAKLAND	1	1	4	67	16.8		38	0	0	0	0.0		—	0
12/14	at New York Jets	1	1	5	68	13.6		25	0	0	0	0.0		—	0
12/21	SAN DIEGO	1	1	6	94	15.7		28	1	3	32	10.7		25	0
12/28	at Baltimore	1	1	2	11	5.5		7	0	0	0	0.0		—	0
SEASON TOTALS		16	16	95	1,163	12.2		50	10	11	61	5.5		25	0

Ward's 2002 Game-by-Game Statistics

Date	Opponent	GP	GS	RECEIVING				Lg	TD	RUSHING				Lg	TD
				Rec	Yds	Avg				Att	Yds	Avg			
9/9	at New England	1	1	8	90	11.3		17	1	0	0	0.0		—	0
9/15	OAKLAND	1	1	7	92	13.1		34t	2	1	-1	-1.0		-1	0
9/29	CLEVELAND	1	1	9	104	11.6		29	0	0	0	0.0		—	0
10/6	at New Orleans	1	1	5	45	9.0		21	1	1	11	11.0		11	0
10/13	at Cincinnati	1	1	4	24	6.0		12	0	1	20	20.0		20	0
10/21	INDIANAPOLIS	1	1	5	76	15.2		31	2	1	8	8.0		8	0



Hines Ward

Ward's 2002 Game-by-Game Statistics (Continued)

RECEIVING									RUSHING					
Date	Opponent	GP	GS	Rec	Yds	Avg	Lg	TD	Att	Yds	Avg	Lg	TD	
10/27	at Baltimore	1	1	8	97	12.1	20	0	0	0	0.0	—	0	
11/3	at Cleveland	1	1	9	79	8.8	12	1	1	8	8.0	8	0	
11/10	ATLANTA	1	1	11	139	12.6	30	1	1	29	29.0	29	0	
11/17	at Tennessee	1	1	10	168	16.8	72t	2	0	0	0.0	—	0	
11/24	CINCINNATI	1	1	5	125	25.0	64t	1	1	39	39.0	39	0	
12/1	at Jacksonville	1	1	8	51	6.4	12	0	2	19	9.5	15	0	
12/8	HOUSTON	1	1	9	76	8.4	17	0	2	7	3.5	7	0	
12/15	CAROLINA	1	1	3	39	13.0	27	0	1	2	2.0	2	0	
12/23	at Tampa Bay	1	1	6	78	13.0	22	0	0	0	0.0	—	0	
12/29	BALTIMORE	1	1	5	46	9.2	23t	1	0	0	0.0	—	0	
SEASON TOTALS		16	16	112	1,329	11.9	72t	12	12	142	11.8	39	0	
POSTSEASON														
1/5	CLEVELAND	1	1	11	104	9.5	19	1	1	4	4.0	4	0	
1/11	at Tennessee	1	1	7	82	11.7	21t	2	2	1	0.5	1	0	
POSTSEASON TOTALS		2	2	18	186	10.3	21t	3	3	5	1.7	4	0	

Ward's 2001 Game-by-Game Statistics

RECEIVING									RUSHING					
Date	Opponent	GP	GS	Rec	Yds	Avg	Lg	TD	Att	Yds	Avg	Lg	TD	
9/9	at Jacksonville	1	1	7	82	11.7	34	0	1	1	1.0	1	0	
9/30	at Buffalo	1	1	9	79	8.8	17	0	1	0	0.0	0	0	
10/7	CINCINNATI	1	1	8	68	8.5	24	0	0	0	0.0	—	0	
10/14	at Kansas City	1	1	4	38	9.5	14	1	0	0	0.0	—	0	
10/21	at Tampa Bay	1	1	3	44	14.7	22	0	1	9	9.0	9	0	
10/29	TENNESSEE	1	1	2	20	10.0	17	1	1	36	36.0	36	0	
11/4	BALTIMORE	1	1	9	97	10.8	19	0	0	0	0.0	—	0	
11/11	at Cleveland	1	1	8	55	6.9	15	0	0	0	0.0	—	0	
11/18	JACKSONVILLE	1	1	9	112	12.4	28t	1	1	3	3.0	3	0	
11/25	at Tennessee	1	1	7	99	14.1	23	0	0	0	0.0	—	0	
12/2	MINNESOTA	1	1	3	37	12.3	19	0	0	0	0.0	—	0	
12/9	NEW YORK JETS	1	1	10	124	12.4	29	0	3	14	4.7	10	0	
12/16	at Baltimore	1	1	1	7	7.0	7	0	1	6	6.0	6	0	
12/23	DETROIT	1	1	7	67	9.6	25	1	0	0	0.0	—	0	
12/30	at Cincinnati	1	1	3	42	14.0	30	0	1	14	14.0	14	0	
1/6	CLEVELAND	1	1	4	32	8.0	12	0	0	0	0.0	—	0	
SEASON TOTALS		16	16	94	1,003	10.7	34	4	10	83	8.3	36	0	
POSTSEASON														
1/20	BALTIMORE	1	1	3	37	12.3	20	0	1	6	6.0	6	0	
1/27	NEW ENGLAND	1	1	6	64	10.7	24	0	1	-2	-2.0	-2	0	
POSTSEASON TOTALS		2	2	9	101	11.2	24	0	2	4	2.0	6	0	

Ward's 2000 Game-by-Game Statistics

RECEIVING									RUSHING					
Date	Opponent	GP	GS	Rec	Yds	Avg	Lg	TD	Att	Yds	Avg	Lg	TD	
9/3	BALTIMORE	1	0	2	20	10.0	13	0	0	0	0.0	—	0	
9/17	at Cleveland	1	1	5	75	15.0	31	0	0	0	0.0	—	0	
9/24	TENNESSEE	1	1	5	59	11.8	17	0	0	0	0.0	—	0	
10/1	at Jacksonville	1	1	2	23	11.5	15	0	0	0	0.0	—	0	
10/8	at New York Jets	1	1	2	18	9.0	15	0	0	0	0.0	—	0	
10/15	CINCINNATI	1	1	2	91	45.5	77t	1	0	0	0.0	—	0	
10/22	CLEVELAND	1	1	1	5	5.0	5	0	0	0	0.0	—	0	
10/29	at Baltimore	1	1	2	55	27.5	45t	1	0	0	0.0	—	0	
11/5	at Tennessee	1	1	1	7	7.0	7	0	0	0	0.0	—	0	
11/12	PHILADELPHIA	1	1	2	22	11.0	14	0	0	0	0.0	—	0	
11/19	JACKSONVILLE	1	1	3	60	20.0	32t	1	0	0	0.0	—	0	
11/26	at Cincinnati	1	1	4	70	17.5	34t	1	2	38	19.0	23	0	
12/3	OAKLAND	1	1	4	36	9.0	16	0	1	3	3.0	3	0	
12/10	at New York Giants	1	1	6	64	10.7	23	0	0	0	0.0	—	0	
12/16	WASHINGTON	1	1	3	31	10.3	13	0	1	12	12.0	12	0	
12/24	at San Diego	1	1	4	36	9.0	12	0	0	0	0.0	—	0	
SEASON TOTALS		16	15	48	672	14.0	77t	4	4	53	13.3	23	0	

2010 PLAYERS

Hines Ward

Ward's 2000 Game-by-Game Statistics (Continued)

Date	Opponent	KICKOFF RETURNS					PUNT RETURNS				
		No	Yds	Avg	Lg	TD	No	Yds	Avg	Lg	TD
9/3	BALTIMORE	1	23	23.0	23	0	0	0	0.0	—	0
9/17	at Cleveland	1	57	57.0	57	0	0	0	0.0	—	0
9/24	TENNESSEE	3	69	23.0	31	0	0	0	0.0	—	0
10/1	at Jacksonville	0	0	0.0	—	0	0	0	0.0	—	0
10/8	at New York Jets	0	0	0.0	—	0	0	0	0.0	—	0
10/15	CINCINNATI	0	0	0.0	—	0	0	0	0.0	—	0
10/22	CLEVELAND	0	0	0.0	—	0	0	0	0.0	—	0
10/29	at Baltimore	0	0	0.0	—	0	0	0	0.0	—	0
11/5	at Tennessee	0	-10	-10.0	-10	0	0	0	0.0	—	0
11/12	PHILADELPHIA	0	0	0.0	—	0	0	0	0.0	—	0
11/19	JACKSONVILLE	2	47	23.5	26	0	0	0	0.0	—	0
11/26	at Cincinnati	0	0	0.0	—	0	0	0	0.0	—	0
12/3	OAKLAND	0	0	0.0	—	0	0	0	0.0	—	0
12/10	at New York Giants	0	0	0.0	—	0	0	0	0.0	—	0
12/16	WASHINGTON	0	0	0.0	—	0	0	0	0.0	—	0
12/24	at San Diego	0	0	0.0	—	0	0	0	0.0	—	0
SEASON TOTALS		7	186	26.6	57	0	0	0	0.0	—	0

Ward's 1999 Game-by-Game Statistics

Date	Opponent	GP	GS	RECEIVING					RUSHING				
				Rec	Yds	Avg	Lg	TD	Att	Yds	Avg	Lg	TD
9/12	at Cleveland	1	1	3	51	17.0	42	1	0	0	0.0	—	0
9/19	at Baltimore	1	1	2	31	15.5	22	0	1	3	3.0	3	0
9/26	SEATTLE	1	1	2	18	9.0	10	0	0	0	0.0	—	0
10/3	JACKSONVILLE	1	1	2	19	9.5	11	0	0	0	0.0	—	0
10/10	at Buffalo	1	1	6	67	11.2	24	1	1	-5	-5.0	-5	0
10/17	at Cincinnati	1	1	3	18	6.0	13	0	0	0	0.0	—	0
10/25	ATLANTA	1	1	3	28	9.3	15	0	0	0	0.0	—	0
11/7	at San Francisco	1	1	4	31	7.8	13t	1	0	0	0.0	—	0
11/14	CLEVELAND	1	1	4	39	9.8	13	0	0	0	0.0	—	0
11/21	at Tennessee	1	0	3	20	6.7	9	0	0	0	0.0	—	0
11/28	CINCINNATI	1	1	7	89	12.7	34t	1	0	0	0.0	—	0
12/2	at Jacksonville	1	1	4	35	8.8	25	0	0	0	0.0	—	0
12/12	BALTIMORE	1	1	3	43	14.3	21t	1	0	0	0.0	—	0
12/18	at Kansas City	1	0	4	41	10.3	17	0	0	0	0.0	—	0
12/26	CAROLINA	1	1	5	40	8.0	12	1	0	0	0.0	—	0
1/2	TENNESSEE	1	1	6	68	11.3	15t	1	0	0	0.0	—	0
SEASON TOTALS		16	14	61	638	10.5	42	7	2	-2	-1.0	3	0

Date	Opponent	No	Yds	Avg	Lg	TD	PUNT RETURNS				
							No	Yds	Avg	Lg	TD
9/12	at Cleveland	0	0	0.0	—	0	0	0	0.0	—	0
9/19	at Baltimore	0	0	0.0	—	0	0	0	0.0	—	0
9/26	SEATTLE	0	0	0.0	—	0	0	0	0.0	—	0
10/3	JACKSONVILLE	0	0	0.0	—	0	0	0	0.0	—	0
10/10	at Buffalo	0	0	0.0	—	0	0	0	0.0	—	0
10/17	at Cincinnati	0	0	0.0	—	0	0	0	0.0	—	0
10/25	ATLANTA	0	0	0.0	—	0	0	0	0.0	—	0
11/7	at San Francisco	0	0	0.0	—	0	0	0	0.0	—	0
11/14	CLEVELAND	0	0	0.0	—	0	0	0	0.0	—	0
11/21	at Tennessee	0	0	0.0	—	0	0	0	0.0	—	0
11/28	CINCINNATI	0	0	0.0	—	0	0	0	0.0	—	0
12/2	at Jacksonville	0	0	0.0	—	0	0	0	0.0	—	0
12/12	BALTIMORE	0	0	0.0	—	0	0	0	0.0	—	0
12/18	at Kansas City	0	0	0.0	—	0	0	0	0.0	—	0
12/26	CAROLINA	0	0	0.0	—	0	1	2	2.0	2	0
1/2	TENNESSEE	1	24	24.0	24	0	0	0	0.0	—	0
SEASON TOTALS		1	24	24.0	24	0	1	2	2.0	2	0

Ward's 1998 Game-by-Game Statistics

Date	Opponent	GP	GS	RECEIVING					RUSHING				
				Rec	Yds	Avg	Lg	TD	Att	Yds	Avg	Lg	TD
9/6	at Baltimore	1	0	1	12	12.0	12	0	0	0	0.0	—	0
9/13	CHICAGO	1	0	0	0	0.0	0	0	0	0	0.0	—	0
9/20	at Miami	1	0	1	18	18.0	18	0	0	0	0.0	—	0
9/27	SEATTLE	1	0	0	0	0.0	0	0	0	0	0.0	—	0



Ward's 1998 Game-by-Game Statistics (Continued)

Date	Opponent	GP	RECEIVING						RUSHING				
			GS	Rec	Yds	Avg	Lg	TD	Att	Yds	Avg	Lg	TD
10/11	at Cincinnati	1	0	0	0	0.0	0	0	0	0	0.0	—	0
10/18	BALTIMORE	1	0	0	0	0.0	0	0	0	0	0.0	—	0
10/26	at Kansas City	1	0	0	0	0.0	0	0	0	0	0.0	—	0
11/1	TENNESSEE	1	0	0	0	0.0	0	0	0	0	0.0	—	0
11/9	GREEN BAY	1	0	2	56	28.0	45	0	0	0	0.0	—	0
11/15	at Tennessee	1	0	2	21	10.5	11	0	0	0	0.0	—	0
11/22	JACKSONVILLE	1	0	2	26	13.0	19	0	0	0	0.0	—	0
11/26	at Detroit	1	0	2	35	17.5	25	0	0	0	0.0	—	0
12/6	NEW ENGLAND	1	0	2	19	9.5	10	0	0	0	0.0	—	0
12/13	at Tampa Bay	1	0	1	18	18.0	18	0	0	0	0.0	—	0
12/20	CINCINNATI	1	0	1	17	17.0	17	0	1	13	13.0	13	0
12/28	at Jacksonville	1	0	1	24	24.0	24	0	0	0	0.0	—	0
SEASON TOTALS		16	0	15	246	16.4	45	0	1	13	13.0	13	0

Ward's Career Statistics

REGULAR SEASON

Date	Opponent	GP	RECEIVING						RUSHING				
			GS	Rec	Yds	Avg	Lg	TD	Att	Yds	Avg	Lg	TD
1998	Pittsburgh	16	0	15	246	16.4	45	0	1	13	13.0	13	0
1999	Pittsburgh	16	14	61	638	10.5	42	7	2	-2	-1.0	3	0
2000	Pittsburgh	16	15	48	672	14.5	77t	4	4	53	13.3	23	0
2001	Pittsburgh	16	16	94	1,003	10.7	34	4	10	83	8.3	36	0
2002	Pittsburgh	16	16	112	1,329	11.9	72t	12	12	142	11.8	39	0
2003	Pittsburgh	16	16	95	1,163	12.2	50	10	11	61	5.5	25	0
2004	Pittsburgh	16	16	80	1,004	12.6	58	4	7	25	3.6	16t	1
2005	Pittsburgh	15	15	69	975	14.1	85t	11	3	10	3.3	7	0
2006	Pittsburgh	14	14	74	975	13.2	70t	6	1	9	9.0	9	0
2007	Pittsburgh	13	13	71	732	10.3	25	7	2	7	3.5	7	0
2008	Pittsburgh	16	14	81	1,043	12.9	49	7	1	4	4.0	4	0
2009	Pittsburgh	16	16	95	1,167	12.3	54	6	0	0	0.0	0	0
NFL Totals		186	165	895	10,947	12.2	85t	78	56	430	7.7	39	1

KICKOFF RETURNS

PUNT RETURNS

Year	Team	No	Yds	Avg	Lg	TD	No	Yds	Avg	Lg	TD
1999	Pittsburgh	1	24	24.0	24	0	1	2	2.0	2	0
2000	Pittsburgh	7	186	26.6	57	0	0	0	0.0	—	0
NFL Totals		8	210	26.3	57	0	1	2	2.0	2	0

Special Teams Tackles (42): 28 in 1998, 5 in 1999, 9 in 2000.

Additional statistics: Threw one pass and completed it for 17 yards in 1999. Threw one incomplete pass and was sacked once for three yards in 2001. Fumbles – Lost (10-4): 0-0 in 1998, 1-0 in 1999, 2-0 in 2000, 1-1 in 2001, 1-1 in 2002, 0-0 in 2003, 1-0 in 2004, 1-1 in 2005, 2-1 in 2006, 0-0 in 2007, 1-0 in 2008 and 1-1 in 2009.

POSTSEASON

Date	Opponent	GP	RECEIVING						RUSHING				
			GS	Rec	Yds	Avg	Lg	TD	Att	Yds	Avg	Lg	TD
2001	Pittsburgh	2	2	9	101	11.2	24	0	2	4	2.0	6	0
2002	Pittsburgh	2	2	18	186	10.3	21t	3	3	5	1.7	4	0
2004	Pittsburgh	2	2	15	214	14.3	30t	2	0	0	0.0	—	0
2005	Pittsburgh	4	4	15	260	17.3	45	3	2	22	11.0	18	0
2007	Pittsburgh	1	1	10	135	13.5	33	0	0	0	0.0	0	0
2008	Pittsburgh	3	3	9	168	18.7	45	0	0	0	0.0	0	0
NFL Totals		14	14	76	1,064	14.0	45	8	7	31	4.4	18	0

Ward's Career Passing Stats

Year	Team	Att	Comp	Pct	Yds	TD	INT	Lg	Sack/Lost	Rating
1998	Pittsburgh	1	1	1.000	17	0	0	17	0/0	118.8
1999	Pittsburgh	0	0	0.0	0	0	0	0	0/0	0.0
2000	Pittsburgh	0	0	0.0	0	0	0	0	0/0	0.0
2001	Pittsburgh	0	1	0.0	0	0	0	0	1/3	39.6
2002	Pittsburgh	0	0	0.0	0	0	0	0	0/0	0.0
2003	Pittsburgh	0	0	0.0	0	0	0	0	0/0	0.0
2004	Pittsburgh	0	0	0.0	0	0	0	0	0/0	0.0
2005	Pittsburgh	0	0	0.0	0	0	0	0	0/0	0.0
2006	Pittsburgh	0	0	0.0	0	0	0	0	0/0	0.0
2007	Pittsburgh	0	0	0.0	0	0	0	0	0/0	0.0
2008	Pittsburgh	0	0	0.0	0	0	0	0	0/0	0.0
2009	Pittsburgh	0	0	0.0	0	0	0	0	0/0	0.0
NFL Totals		2	1	50.0	17	0	0	17	1/3	79.2

2010 PLAYERS

Hines Ward

Ward's Top Five

REGULAR SEASON

RECEIVING YARDS

171	at Atlanta, 10/22/06	(8 rec., 3 TDs)
168	at Tennessee, 11/17/02	(10 rec., 2 TDs)
159	at Cleveland, 10/18/09	(8 rec., 1 TD)
151	at Baltimore, 9/19/04	(6 rec., 1 TD)
149	Cincinnati, 11/30/03	(13 rec., 1 TD)

RECEPTIONS

13	Cincinnati, 11/30/03	(149 yds., 1 TD)
11	San Diego, 11/16/08	(124 yds., 0 TDs)
	Cincinnati, 12/2/07	(90 yds., 2 TDs)
	Atlanta, 11/10/02	(139 yds., 1 TD)
10	at Tennessee, 11/17/02	(168 yds., 2 TDs)
	at Kansas City, 11/22/09	(128 yds., 1 TD)

LONGEST RECEPTIONS

85t	New England, 9/25/05
77t	Cincinnati, 10/15/00
72t	at Tennessee, 11/17/02
70t	at Atlanta, 10/22/06
64t	Cincinnati, 11/24/02

Ward's 100-Yard Receiving Games (30)

REGULAR SEASON - 25

Date	Opponent	W-L	Rec.-Yds.	Avg.	Lg.	TD
11/18/01	Jacksonville	W	9-112	12.4	28t	1
12/9/01	New York Jets	W	10-124	12.4	29	0
9/29/02	Cleveland	W	9-104	11.6	29	0
11/10/02	Atlanta	T	11-139	12.6	30	1
11/17/02	at Tennessee	L	10-168	16.8	72t	2
11/24/02	Cincinnati	W	5-125	25.0	64t	1
9/14/03	at Kansas City	L	9-146	16.2	50	0
11/30/03	Cincinnati	L	13-149	11.5	22	1
9/19/04	at Baltimore	L	6-151	25.2	58	1
12/18/04	at New York Giants	W	9-134	14.9	40	0
9/25/05	New England	L	4-110	27.5	85t	2
11/13/05	Cleveland	W	8-124	15.5	51t	1
12/4/05	Cincinnati	L	9-135	15.0	31	2
12/24/05	at Cleveland	W	7-105	15.0	32	1
10/22/06	at Atlanta	L	8-171	21.4	70t	3
11/5/06	Denver	L	7-127	18.1	63	0

Ward's Multiple-TD Games (16)

Date	Opponent	No	Yds	Avg	Lg	TD
9/15/02	OAKLAND	7	92	13.1	34t	2
10/21/02	INDIANAPOLIS	5	76	15.2	31	2
11/17/02	at Tennessee	10	168	16.8	72t	2
11/17/02 *	at Tennessee	7	82	11.7	21t	2
9/7/03	BALTIMORE	9	91	10.1	28t	2
10/26/03	ST. LOUIS	5	90	18.0	45	2
11/9/03	ARIZONA	6	64	10.7	22t	2
11/7/04 %	PHILADELPHIA	2	32	16.0	20t	2
9/18/05	at Houston	6	84	14.0	21	2
9/25/05	NEW ENGLAND	4	110	27.5	85t	2
12/4/05	CINCINNATI	9	135	15.0	31	2
10/22/06	at Atlanta	8	171	21.4	70t	3
10/28/07	at Cincinnati	8	88	11.0	21t	2
12/2/07	CINCINNATI	11	90	8.2	19	2
9/7/08	HOUSTON	6	76	12.7	29	2
11/9/09	at Denver	7	44	6.3	18	2

* overtime

% 1 rushing TD on 1 carry for 16 yards

Ward's Top Three

POSTSEASON

RECEIVING YARDS

135	vs. Jacksonville, 1/5/08	(10 rec., 0 TDs)
123	vs. Seattle, 2/5/06	(5 rec., 1 TD)
109	New England, 1/23/05	(5 rec., 1 TD)

RECEPTIONS

11	Cleveland, 1/5/03	(104 yds., 1 TD)
10	New York Jets, 1/15/05	(105 yds., 1 TD)
	Jacksonville, 1/5/08	(135 yds., 0 TDs)

LONGEST RECEPTIONS

45	vs. Arizona, 2/1/09	(105 yds., 1 TD)
	at Indianapolis, 1/15/06	
43t	vs. Seattle, 2/5/06	

Date	Opponent	W-L	Rec.-Yds.	Avg.	Lg.	TD
11/9/08	Indianapolis	L	8-112	14.0	41	0
11/16/08	San Diego	W	11-124	11.3	30	0
12/14/08	at Baltimore	W	8-107	13.4	30	0
12/21/08	at Tennessee	L	7-109	15.6	26	1
9/10/09	Tennessee	W	8-103	12.9	30	0
10/4/09	San Diego	W	8-113	14.1	26	0
10/18/09	Cleveland	W	8-159	19.9	52t	1
11/22/09	at Kansas City	L	10-128	12.8	33	1
12/20/09	Green Bay	W	7-126	18.0	51	1

POSTSEASON - 5

1/5/03	Cleveland	W	11-104	9.5	19	1
1/15/05	New York Jets	W	10-105	10.5	18	1
1/23/05	New England	L	5-109	21.8	30t	1
2/5/06	vs. Seattle	W	5-123	24.6	43t	1
1/5/08	Jacksonville	L	10-135	13.5	33	0

Ward's Single Game Highs

REGULAR SEASON

Receptions	13	(11/30/03 vs. Cincinnati)
Yards Receiving	171	(10/22/06 at Atlanta)
Longest Reception	85t	(9/25/05 vs. New England)
TDs Receiving	3	(10/22/06 at Atlanta)
100-yards Receiving	25	(Last: 12/20/09 vs. Green Bay)
Longest KO Return	57	(9/17/00 at Cleveland)

POSTSEASON

Receptions	11	(1/5/03 vs. Cleveland)
Yards Receiving	135	(1/5/08 vs. Jacksonville)
Longest Reception	45	(2/5/06 vs. Seattle*)
TDs Receiving	2	(1/11/03 at Tennessee)
100-yards Receiving	4	(Last: 1/5/08 vs. Jacksonville)

* Game played in Detroit [Super Bowl XL]



Ward's Touchdown Catches (78)

1998 SEASON – NONE

1999 SEASON – SEVEN TOUCHDOWNS

Date	Opponent	Yards	Quarterback
Sept. 12	at Cleveland	1	Mike Tomczak
Oct. 10	at Buffalo	12	Kordell Stewart
Nov. 7	at San Francisco	13	Kordell Stewart
Nov. 28	Cincinnati	34	Mike Tomczak
Dec. 12	Baltimore	21	Jerome Bettis
Dec. 26	Carolina	9	Mike Tomczak
Jan. 2	Tennessee	15	Mike Tomczak

2000 SEASON – FOUR TOUCHDOWNS

Date	Opponent	Yards	Quarterback
Oct. 15	Cincinnati	77	Kent Graham
Oct. 29	at Baltimore	45	Kordell Stewart
Nov. 19	Jacksonville	32	Kordell Stewart
Nov. 26	at Cincinnati	34	Kordell Stewart

2001 SEASON – FOUR TOUCHDOWNS

Date	Opponent	Yards	Quarterback
Oct. 14	at Kansas City	5	Kordell Stewart
Oct. 29	Tennessee	3	Kordell Stewart
Nov. 18	Jacksonville	28	Kordell Stewart
Dec. 23	Detroit	5	Kordell Stewart

2002 SEASON – 12 TOUCHDOWNS

Date	Opponent	Yards	Quarterback
Sept. 9	at New England	13	Kordell Stewart
Sept. 15	Oakland	34	Kordell Stewart
		5	Kordell Stewart
Oct. 6	at New Orleans	2	Tommy Maddox
Oct. 21	Indianapolis	17	Tommy Maddox
		14	Tommy Maddox
Nov. 3	at Cleveland	20	Tommy Maddox
Nov. 10	Atlanta	5	Tommy Maddox
Nov. 17	at Tennessee	72	Tommy Maddox
		4	Kordell Stewart
Nov. 24	Cincinnati	64	Kordell Stewart
Dec. 29	Baltimore	23	Tommy Maddox

2003 SEASON – 10 TOUCHDOWNS

Date	Opponent	Yards	Quarterback
Sept. 7	Baltimore	4	Tommy Maddox
		28	Tommy Maddox
Sept. 21	at Cincinnati	7	Tommy Maddox
Oct. 26	St. Louis	9	Tommy Maddox
		22	Tommy Maddox
Nov. 2	at Seattle	2	Tommy Maddox
Nov. 9	Arizona	5	Tommy Maddox
		5	Tommy Maddox
Nov. 30	Cincinnati	16	Tommy Maddox
Dec. 21	San Diego	20	Tommy Maddox

2004 SEASON – FOUR TOUCHDOWNS

Date	Opponent	Yards	Quarterback
Sept. 19	at Baltimore	12	Ben Roethlisberger
Sept. 26	at Miami	7	Ben Roethlisberger
Nov. 7	Philadelphia	20	Ben Roethlisberger
Dec. 5	at Jacksonville	37	Ben Roethlisberger

2005 SEASON – 11 TOUCHDOWNS

Date	Opponent	Yards	Quarterback
Sept. 18	at Houston	16	Ben Roethlisberger
		14	Ben Roethlisberger
Sept. 25	New England	85	Ben Roethlisberger
		4	Ben Roethlisberger
Oct. 23	at Cincinnati	4	Ben Roethlisberger
Nov. 13	Cleveland	51	Antwaan Randle El
Nov. 28	at Indianapolis	12	Ben Roethlisberger
Dec. 4	Cincinnati	20	Ben Roethlisberger
		5	Ben Roethlisberger
Dec. 11	Chicago	14	Ben Roethlisberger
Dec. 24	at Cleveland	7	Ben Roethlisberger

* Through 2005 regular season

2006 SEASON – SIX TOUCHDOWNS

Date	Opponent	Yards	Quarterback
Sept. 7	Miami	7	Charlie Batch
Oct. 15	Kansas City	13	Ben Roethlisberger
Oct. 22	at Atlanta	11	Ben Roethlisberger
		70	Charlie Batch
		17	Charlie Batch
Nov. 12	New Orleans	37	Ben Roethlisberger

2007 SEASON – SEVEN TOUCHDOWNS

Date	Opponent	Yards	Quarterback
Sept. 9	at Cleveland	5	Ben Roethlisberger
Oct. 28	at Cincinnati	21	Ben Roethlisberger
		6	Ben Roethlisberger
Nov. 11	Cleveland	12	Ben Roethlisberger
Dec. 2	Cincinnati	2	Ben Roethlisberger
		7	Ben Roethlisberger
Dec. 16	Jacksonville	11	Ben Roethlisberger

2008 SEASON – SEVEN TOUCHDOWNS

Date	Opponent	Yards	Quarterback
Sept. 7	Houston	7	Ben Roethlisberger
		16	Ben Roethlisberger
Sept. 14	at Cleveland	11	Ben Roethlisberger
Oct. 5	at Jacksonville	8	Ben Roethlisberger
Oct. 19	at Cincinnati	16	Byron Leftwich
Nov. 30	at New England	11	Ben Roethlisberger
Dec. 21	at Tennessee	21	Ben Roethlisberger

2009 SEASON – SIX TOUCHDOWNS

Date	Opponent	Yards	Quarterback
Oct. 11	at Detroit	17	Ben Roethlisberger
Oct. 18	Cleveland	51	Ben Roethlisberger
Nov. 9	at Denver	3	Ben Roethlisberger
		3	Ben Roethlisberger
Nov. 22	at Kansas City	8	Ben Roethlisberger
Dec. 6	Oakland	11	Ben Roethlisberger

Greg Warren **LS**

HEIGHT — 6-3
WEIGHT — 252
COLLEGE — North Carolina
BIRTHDATE — Oct. 18, 1981

BIRTHPLACE — Goldsboro, N.C.
HOW ACQUIRED — FA-'05
NFL EXPERIENCE — 6th Year

60

**PRO**

2009 (14-0-0-0): Ended the 2009 season on the Reserve/Injured List after tearing his ACL during Week 14...suffered a season-ending knee injury in Week 5 of the 2008 regular season...signed as a free agent long snapper by the Steelers in 2005...entered training camp and made the active roster after the team released veteran long snapper Mike Schneck in the preseason...signed a three-year contract during the 2008 offseason to keep him with the team through 2010.

2009 (14-0-0-0): Played in his 69th career game as long snapper before injuring his knee...placed on the Reserve/Injured List before week 15...**9/10 vs. Tennessee:** Played in his 56th career game as a long snapper...**9/20 at Chicago:** Played in his 57th career game as a long snapper...**9/27 at Cincinnati:** Played in his third consecutive game as long snapper...**10/4 vs. San Diego:** Played in his fourth consecutive game as long snapper...**10/11 at Detroit:** Played in his fifth consecutive game as a long snapper...**10/18 vs. Cleveland:** Played in his sixth consecutive game as a long snapper...**10/25 vs. Minnesota:** Played in his seventh consecutive game as a long snapper...**11/9 at Denver:** Played in his eighth consecutive game as a long snapper...**11/15 vs. Cincinnati:** Played in his ninth consecutive game as a long snapper...**11/22 at Kansas City:** Played in his 10th consecutive game as a long snapper...**11/29 at Baltimore:** Played in his 11th consecutive game as a long snapper...**12/6 vs. Oakland:** Played in his 12th consecutive game as a long snapper...**12/10 at Cleveland:** Played in his 13th consecutive game as a long snapper...**12/20 vs. Green Bay:** Played in his 14th consecutive game as a long snapper before injuring his knee...**12/22:** Placed on Reserve/Injured List.

2008 (7-0-0-0): Played in the first seven regular-season games as the team's long snapper...suffered a season-ending knee injury during the second half against the Giants on October 26, ending his streak of 55 consecutive games played dating back to his rookie year...had two tackles on special teams...placed on the

Reserve/Injured List on October 28...**9/7 vs. Houston:** Played in his 49th straight game as the team's long snapper...**9/14 at Cleveland:** Played in his 50th straight game as the team's long snapper...**9/21 at Philadelphia:** Played in his 51st straight game as the team's long snapper...**9/29 vs. Baltimore:** Played in his 52nd straight game as the team's long snapper...**10/5 at Jacksonville:** Played in his 53rd straight game as the team's long snapper...**10/19 at Cincinnati:** Played in his 54th straight game as the team's long snapper...recorded two solo tackles on special teams...**10/26 vs. New York Giants:** Played in his 55th straight game as the team's long snapper...left the game in the third quarter with a knee injury...**10/28:** Placed on the Reserve/Injured List with a knee injury.

2007 (16-0-1-0): Appeared in all 16 games and the playoff loss to Jacksonville as the LS...recorded four tackles on special teams...**9/9 at Cleveland:** Handled the long snapping duties...**9/16 vs. Buffalo:** Handled all of the long snapping duties...**9/23 vs. San Francisco:** Took care of the long snapping duties...**9/30 at Arizona:** Took care of the long snapping duties...**10/7 vs. Seattle:** Handled all of the long snapping duties...**10/21 at Denver:** Handled all of the long snapping duties...**10/28 at Cincinnati:** Took care of the long snapping duties...**11/5 vs. Baltimore:** Handled all of the long snapping duties...**11/11 vs. Cleveland:** Took care of all of the long snapping duties and managed one special teams tackle...**11/18 at New York Jets:** Handled all of the long snapping duties...**11/26 vs. Miami:** Took care of all of the long snapping duties...**12/2 vs. Cincinnati:** Took care of all the long snapping duties...**12/9 at New England:** Handled all of the long snapping duties...**12/16 vs. Jacksonville:** Handled all of the long snapping duties and finished with one special teams tackle...**12/20 at St. Louis:** Took care of all the long snapping duties...**12/30 at Baltimore:** Handled all long snapping duties...**AFC Wild Card Game 1/5 vs. Jacksonville:** Took care of all long snapping duties, while playing in his fifth consecutive postseason game and registered two special teams tackles.



Greg Warren

2006 [16-0]: Served as the team's long snapper in all 16 games...**9/7 vs. Miami**: Played as the team's long snapper...**9/18 at Jacksonville**: Played game as team's long snapper...**9/24 vs. Cincinnati**: Played as the team's long snapper...**10/8 at San Diego**: Saw action as team's long snapper...**10/15 vs. Kansas City**: Played as team's long snapper...**10/22 at Atlanta**: Played as team's long snapper...**10/29 at Oakland**: Played as team's long snapper...recorded a special teams assisted tackle...**11/5 vs. Denver**: Played as team's long snapper...**11/12 vs. New Orleans**: Played as team's long snapper...**11/19 at Cleveland**: Saw action as team's long snapper...**11/26 at Baltimore**: Played as team's long snapper...**12/3 vs. Tampa Bay**: Saw action as team's long snapper...**12/7 vs. Cleveland**: Played as team's long snapper...**12/17 at Carolina**: Played as team's long snapper and recorded one solo special teams tackle...**12/24 vs. Baltimore**: Played as team's long snapper...collected one solo special teams tackle...**12/31 at Cincinnati**: Saw action as team's long snapper.

2005 [16-0-0]: Served as the team's long snapper in his first season...played in all 16 regular-season games and all four postseason games...special teams unit did not have a muffed punt or snap the entire season...**9/11 vs. Tennessee**: Played as team's long snapper...**9/18 at Houston**: Played as team's long snapper...**9/25 vs. New England**: Played as team's long snapper...recorded a special teams assist...**10/10 at San Diego**: Played as the team's long snapper...**10/16 vs. Jacksonville**: Played as the team's long snapper and recorded a special teams assisted tackle...**10/23 at Cincinnati**: Played as the team's long snapper...**10/31 vs. Baltimore**: Served as the team's long snapper...**11/6 at Green Bay**: Played as the team's long snapper and recorded one special teams solo tackle...**11/13 vs. Cleveland**: Played as the team's long snapper...**11/20 at Baltimore**: Played as team's long snapper...**11/28 at Indianapolis**: Served as the team's long snapper

and recorded one special teams solo tackle...**12/4 vs. Cincinnati**: Played as the team's long snapper...**12/11 vs. Chicago**: Served as the team's long snapper...recorded one solo special teams tackle...**12/18 at Minnesota**: Played as team's long snapper...**12/24 at Cleveland**: Served as team's long snapper...**1/1 vs. Detroit**: Played as team's long snapper...**AFC Wild Card Game 1/8 at Cincinnati**: Played as team's long snapper...**AFC Divisional Game 1/15 at Indianapolis**: Played as team's long snapper...**AFC Championship Game 1/22 at Denver**: Played as team's long snapper...**Super Bowl XL 2/5 vs. Seattle**: Served as team's long snapper.

COLLEGE

Joined the team as a walk-on in 2000, but was awarded a scholarship in 2003...held the UNC long jump (9'-3.5"), squat (500 lbs.), power clean (364) and bench press (360) records for specialists...earned "Elite Ram" status in the weight room...team co-captain...majored in exercise and sports science. **2004**: Played in every game and did not have a bad snap all season...won the Athletic Director's Scholar-Athlete Award. **2003**: Handled all the deep snapping duties for the third consecutive season...played in all 12 games...had four tackles on special teams. **2002**: Handled all deep snapping duties...played in all 12 games...made three special teams tackles. **2001**: Handled all deep snapping duties...played in all 13 games, including the Peach Bowl.

PERSONAL

Played four years of football and three years of track and field at Southern Wayne High School in Dudley, N.C...started for two years at center and deep snapper...competed in the shot put in track and field...All-Conference honorable mention in football as a senior...All-Conference honorable mention in the shot put...National Honor Society member...is the son of Bob and Debra Warren...has one younger brother, Michael...Full name: Gregory Robert Warren.

Career Special Teams Tackles (14): 4 in 2005, 4 in '06, 4 in '07, 2 in '08 and 0 in '09.

Isaiah Williams **WR**

HEIGHT — 6-3

WEIGHT — 200

COLLEGE — Maryland

BIRTHDATE — January 30, 1987

BIRTHPLACE — Montclair, N.J.

HOW ACQUIRED — FA'10

NFL EXPERIENCE — First year

14

**PRO**

[0-0-0-0]: Signed by the Pittsburgh Steelers on May 11, 2009...originally signed with the Baltimore Ravens as a rookie free agent out of Maryland on May 8, 2009...released by the Ravens on July 28, 2009.

2009 [0-0]: Was not on an NFL roster...released before training camp by the Baltimore Ravens.

COLLEGE

Played in 43 career games (23 starts) during his Maryland career...finished his career with 64 catches for 902 yards and 5 TDs...majored in communications. **2008:** played in all 13 games as a senior at WR...had 10 catches for 124 yards and one touchdown...was part of the Terps' offense that averaged 350.7 yards per game...helped Maryland to an 8-5 record and a win over Nevada in the Humanitarian Bowl. **2007:** Played in all 13 games as a junior...finished second on the team with a career-high 395 yards receiving and 25 catches...his 15.8 yards per catch was tops on the team. **2006:** Played in all 13 games during his sophomore season...had 28 catches for 329 yards and

three TDs. **2005:** Played in four games as a freshman...had one catch for four yards.

PERSONAL

Attended Bergen Catholic High School...a two-year letterman who set single-season school records in 2004 with 45 receptions for 897 yards and 12 touchdowns...also had nine kickoff returns for 308 yards (34.2-yard average)...caught 11 passes for 229 yards and three TDs as a junior...named second team all-state by The Associated Press and Newark Star-Ledger...first team all-group, all-North Jersey and all-county...an all-East region pick by PrepStar...an All-Northeast selection by SuperPrep...team lost its first two games before running the table for a 10-2 record and the Group four state championship his senior year...a three-year letterman in track...son of Ira and Rita Williams...father played football at Rutgers and brother, Ira Jr., played at Wake Forest from 1998-2001...twin sister, Tahirah, played basketball at Connecticut, and helped lead the Huskies to the 2009 National Championship...Full name: Isaiah Williams.

Johnny Williams **LB**

HEIGHT — 6-2

WEIGHT — 246

COLLEGE — Kentucky

BIRTHDATE — Feb. 20, 1986

BIRTHPLACE — Jacksonville, Fla.

HOW ACQUIRED — FA'10

NFL EXPERIENCE — 1st year

53

**PRO**

[0-0-0-0]: Signed to the Steelers' offseason roster on January 7, 2010...signed to the Steelers' practice squad on December 16, 2009...released by the Jacksonville Jaguars on September 5, 2009...originally signed as an undrafted free agent from the University of Kentucky by the Jacksonville Jaguars on April 26, 2009.

2009 [0-0]: Was not on an NFL roster until being signed to the Steelers' practice squad on December 16, 2009.

COLLEGE

Majored in agricultural economics. Four-year letterman who played in 49 career games...had 131 tackles in his career. **2008:** Had 39 tackles, eight tackles for loss, five sacks and two forced fumbles as a senior...**2007:** Had a career-best 43 tackles during his junior season...struggled with a foot injury during the season, missing one game because of the

condition...**2006:** Had 35 tackles, one interception and one forced fumble as a sophomore...**2005:** Played in 11 games as a freshman and had 14 tackles.

PERSONAL

Second-team all-state as a senior...lead Fletcher HS of Neptune Beach, Fla., to a 12-2 record and a trip to the state semifinals, the finest season in school history...accumulated 89 tackles from his defensive end post, adding 15 quarterback sacks and three fumble recoveries...named All-First Coast, All-Metro Jacksonville, all-conference, and all-district...started at defensive end as a freshman and sophomore at Ribault HS in Jacksonville...a two-year letterman on the track and field team, competing in the shot put and discus...honor-roll student who was awarded the Ace Scholarship...son of Johnny Lee Williams Sr. and Antoinette Williams. Full name: Johnny Williams.



Renaud Williams **LB**

HEIGHT — 6-0

WEIGHT — 228

COLLEGE — Hofstra

BIRTHDATE — February 23, 1981

BIRTHPLACE — Westbury, N.Y.

HOW ACQUIRED — FA-'10

NFL EXPERIENCE — 5th year

48



PRO

[7-0-0-0]: Signed to the Steelers offseason roster on February 17, 2010...spent the last

three seasons playing for the Saskatchewan Rough Riders of the Canadian Football League...recorded 97 tackles, 29 special teams tackles, six sacks and one interception for a touchdown...has played in seven career NFL games...spent two seasons with the San Francisco 49ers (2005-2006) and one with the Miami Dolphins (2004)...originally signed by the San Francisco 49ers as an undrafted free agent in 2004.

[2009] [0-0]: Played for the Saskatchewan Rough Riders of the CFL...had 59 tackles, three sacks and three forced fumbles.

COLLEGE

Finished career with 233 tackles at Hofstra...**2003:** Started 12 games...earned first-team All-Atlantic 10...had 97 tackles...**2002:** Earned second-team All-America honors from the *Associated Press* and *The Sports Network*...First team All-Atlantic 10 selection...had 114 tackles, 15 sacks and 22.5 tackles for a loss...**2003:** Had 22 tackles and two sacks.

PERSONAL

Three-time All-Nassau County selection in football at Friends Academy in Locust Valley, New York...scored 48 touchdowns as a running back in three years...Full name: Renaud Duval Williams.

Special Teams Tackles (10): 5 in 2004, 2 in '05 and 3 in '06.

LaMarr Woodley **LB**

HEIGHT — 6-2

WEIGHT — 265

COLLEGE — Michigan

BIRTHDATE — Nov. 3, 1984

BIRTHPLACE — Saginaw, Mich.

HOW ACQUIRED — D2-'07 (#46)

NFL EXPERIENCE — 4th Year

56



PRO

[44-31/4-3]: Had a career year during the 2009 season...was selected to his first Pro Bowl...selected to his first Pro Bowl...selected

by the Steelers in the second round (46th overall) of the 2007 NFL Draft...played as both a reserve linebacker and contributor on special teams as a rookie...became a full-time starter at outside linebacker in 2008, making 15 starts in the regular season and all three postseason games...has an NFL-record two sacks in four straight postseason games.

[2009] [16-16]: Started all 16 games at OLB...had 84 tackles...led the team with 13.5 sacks, also a career high...had one forced fumble and one fumble recovery that was returned for a touchdown, the second of his career...named AFC Defensive Player of the Week for Week 16...was selected to his first Pro Bowl...**9/10 vs. Tennessee:** Made his eighth consecutive start at OLB...finished with four tackles (one solo), two QB pressures and one pass defense...**9/20 at Chicago:** Made his ninth consecutive start at OLB...finished with three tackles (two solo) and two QB pressures...**9/27 at Cincinnati:** Made his 10th consecutive start at OLB...finished with three tackles (one

solo), one pass defense and one QB pressure...surpassed 100 career tackles (101)...**10/4 vs. San Diego:** Made his 11th consecutive start at OLB...finished with two pressures and one pass breakup...**10/11 at Detroit:** Made his 12th consecutive start at OLB...finished with five solo tackles, two pressures and 2.0 sacks...**10/18 vs. Cleveland:** Made his 13th consecutive start at OLB...recorded five tackles (four solo)...**10/25 vs. Minnesota:** Made his 14th consecutive start at OLB...recorded five tackles (two solo), three pressures and one recovered fumble for a 77-yard touchdown...second fumble return for a touchdown in his career...**11/9 at Denver:** Made his 15th consecutive start at OLB...recorded four solo tackles and one QB hit...**11/15 vs. Cincinnati:** Made his 16th consecutive start at OLB...recorded five tackles (four solo), one pressure and one sack...**11/22 at Kansas City:** Made his 17th consecutive start at OLB...recorded five tackles (four solo), four pressures and two sacks...marked as his fifth career game with multiple sacks...**11/29 at Baltimore:** Made his 18th consecutive start at OLB...recorded seven tackles (six solo), one pressure and one sack...**12/6 vs. Oakland:** Made his 19th consecutive start at OLB...recorded eight tackles

2010 PLAYERS

FOOTBALL STAFF

2010 PLAYERS

2009 IN REVIEW

STEELERS HISTORY

RECORDS

316

LaMarr Woodley

(six solo) including three tackles for losses, three QB hits and two sacks...marked his sixth career game with at least two sacks and his third this season...**12/10 at Cleveland:** Made his 20th consecutive start at OLB...recorded eight solo tackles, three QB hits and one sack...marked his fifth consecutive game with a sack...**12/20 vs. Green Bay:** Made his 21st consecutive start at OLB...recorded four tackles (three solo), three QB hits, one pass breakup and a half-sack...marked his sixth straight game with at least a half-sack, the longest tenure in his career...**12/27 vs. Baltimore:** Made his 22nd consecutive start at OLB...recorded 10 tackles (seven solo), two sacks, one pass breakup and a forced fumble...marked his seventh straight game with at least a half-sack, breaking the team's previous record of six held by Greg Lloyd in 1994...**1/3 at Miami:** Made his 23rd consecutive start at OLB...recorded five tackles (four solo), one pass breakup, one QB hit and two sacks.

2008 (15-15-3-3): Started 15 regular-season games at OLB in his first season as a starter...missed the November 9 game against the Colts with a calf injury...set career highs across the board with 78 tackles (53 solo), 11.5 sacks, two forced fumbles and a team-high four fumble recoveries...also had one interception and one pass defense...earned GMC Sierra Defensive Player of the Week honors during his first NFL start against the Texans in Week 1 when he made six tackles (four solo), had one sack, one interception and one fumble recovery...won GMC Sierra Defensive Player of the Week again in a Week 7 victory over the Bengals when he recorded five tackles (four solo), had a career-high (tied) two sacks, one forced fumble and one fumble recovery...scored his first NFL touchdown on a seven-yard fumble return against the Ravens on September 29...started all three postseason games...finished second on the team in the postseason with 19 tackles (13 solo)...led the team and the NFL with six postseason sacks...now has two sacks in each of his four postseason games, an NFL record...his forced fumble of Kurt Warner late in Super Bowl XLIII clinched the Steelers' victory...**9/7 vs. Houston:** Made his first career start at OLB...made six tackles (four solo)...had a sack of Matt Schaub in the first quarter for a loss of nine yards...registered his first career interception in the second quarter when he picked off Schaub and returned the ball six yards...recovered a Schaub fumble in the fourth quarter that was forced by James Harrison...finished second (tied) behind Brett Keisel with two QB pressures...**9/14 at Cleveland:** Made his second consecutive start at OLB...finished with six tackles (two solo)...also had one QB pressure...**9/21 at Philadelphia:** Made his third consecutive start at OLB...finished with three tackles (two solo) and one sack...tied Harrison for the team lead with three QB pressures...**9/29 vs. Baltimore:** Made his fourth consecutive start at OLB...finished with a career-high eight tackles (six solo)...had 1.5 sacks and forced one fumble...recovered a Joe Flacco fumble that was forced by Harrison and returned it seven yards for his first career touchdown...**10/5 at Jacksonville:** Made his fifth consecutive start at OLB...finished with seven tackles (six solo)...recorded his second multiple-sack game of the

season with two sacks totaling 19 yards...had two QB pressures...**10/19 at Cincinnati:** Started his sixth consecutive game at OLB...finished with five tackles (four solo)...tied his career high with two sacks of Ryan Fitzpatrick for a total loss of 12 yards...on the Bengals next-to-last offensive possession he sacked Fitzpatrick, causing his second forced fumble of the season, which he recovered for his team-leading third recovery of the season...had one QB pressure...**10/26 vs. New York Giants:** Started his seventh consecutive game at OLB...finished with five tackles (three solo)...had two QB pressures...**11/3 at Washington:** Made his eighth consecutive start at OLB...finished with five tackles (three solo)...tied his career high with two sacks...**11/9 vs. Indianapolis:** Was inactive with a calf injury...**11/16 vs. San Diego:** Returned to the lineup after missing the previous game with a calf injury...finished with five tackles (three solo) and one pass defense...had two QB pressures...**11/20 vs. Cincinnati:** Made his 10th career start at OLB...finished with three tackles (two solo)...recorded one sack for a loss of three yards, giving him 10.5 sacks for the season...**11/30 at New England:** Made his third consecutive start at OLB...had four solo tackles, two QB pressures, and one sack...recovered his fourth fumble of the season...**12/7 vs. Dallas:** Made his fourth consecutive start at OLB...finished with six tackles (four solo) and three QB pressures...**12/14 at Baltimore:** Made his fifth consecutive start at OLB...finished with four tackles (three solo) and had two QB pressures...**12/21 at Tennessee:** Made his sixth consecutive start at OLB...finished with six tackles (four solo)...**12/28 vs. Cleveland:** Made his seventh consecutive start at OLB...recorded five tackles (three solo)...**AFC Divisional Game 1/11 vs. San Diego:** Made his first career postseason start at OLB...finished with six tackles (five solo) and two QB pressures...had two sacks, his second consecutive multiple-sack postseason performance...**AFC Championship Game 1/18 vs. Baltimore:** Made his second consecutive postseason start at OLB...finished with a team-high nine tackles (five solo) and had two QB pressures...posted a four-yard sack in the third quarter and a five-yard sack in the fourth quarter...has six sacks in three career postseason games, becoming the first player in NFL history to record three consecutive multiple-sack playoff games...**Super Bowl XLIII 2/1 vs. Arizona:** Made his third consecutive postseason start...recorded four tackles (three solo), had one pass defense, one QB pressure and one forced fumble...recorded two sacks, extending his NFL record for consecutive multiple-sack playoff games to four.

2007 (13-0-1-0): Appeared in 13 games and the playoff loss to Jacksonville as a reserve OLB and special teams contributor...had one tackle in NFL debut, a Week 1 win over Cleveland...for the season he registered 13 tackles and four sacks, which tied for third on the team...had five QB pressures...forced a fumble in the Week 7 loss at Denver...had three tackles and two sacks in the playoff loss to Jacksonville...**9/9 at Cleveland:** Played in his first NFL game at OLB...logged his first career tackle...**9/16 vs. Buffalo:** Saw extensive action after James Harrison went



LaMarr Woodley

down with an injury at the end of the first half...logged two tackles (one solo) while also getting one sack for a loss of eight yards...**9/23 vs. San Francisco:** Had a sack for the second consecutive week for a loss of three yards...**9/30 at Arizona:** Saw his only action on special teams, but did not register a tackle...**10/7 vs. Seattle:** Saw extensive action on special teams and limited action on defense but did not register a tackle...**10/21 at Denver:** Registered his third career sack for a loss of 11 yards...also forced his first career fumble when he sacked Jay Cutler...**10/28 at Cincinnati:** Saw action on special teams only but did not register a tackle...**11/5 vs. Baltimore:** Saw extensive action on special teams and registered one solo tackle...also saw defensive snaps on Baltimore's last two possessions of the game but did not register a defensive tackle...**11/11 vs. Cleveland:** Saw his only action on special teams, but did not register a tackle...**11/18 at New York Jets:** Was inactive...**11/26 vs. Miami:** Was inactive...**12/2 vs. Cincinnati:** Saw his only action on special teams...**12/9 at New England:** Was inactive...**12/16 vs. Jacksonville:** Played in his 11th game of the season and finished with one solo tackle...**12/20 at St. Louis:** Finished the game with a team-high four quarterback pressures and three tackles (one solo)...**12/30 at Baltimore:** Saw action in his third consecutive game and finished with two solo tackles, including a sack for a loss of 14 yards...**AFC Wild Card Game 1/5 vs. Jacksonville:** Saw extensive action on defense, while playing in his first career postseason game and finished with three solo tackles...posted his first postseason sack in the second quarter for a loss of 13 yards...added his second career postseason sack in the fourth quarter for a loss of six yards.

COLLEGE

Helped the Wolverines lead the nation in rush defense his senior season, allowing just 43.38 yards per game and ranked fourth nationally with an average of 3.23 quarterback sacks per game...his 50.5 stops behind the line of scrimmage rank second in school history behind Mark Messner (70, 1985-88)...holds the Michigan career record with 10 forced fumbles...his four forced fumbles in 2006 tied the school season record that was set by Mike Taylor in 1971...became the first ever Michigan player to capture the prestigious Lombardi Trophy as the nation's top college football lineman, and he is the ninth player from the Big Ten Conference to receive the honor...was also the first player in school annals to win the Ted Hendricks Award (nation's premier defensive end)...**2006:** Consensus All-American first-team selection...named Chevy Defensive Player of the Year...unanimous All-Big Ten Conference first-team choice...named National Defensive Player of the Year by Rivals.com...also chosen Big Ten Defensive Player of the Year by the league's coaches and media...recipient of the Richard Katcher Award, given to U-M's top defensive lineman/outside linebacker, for the second time in his career...shared David Brandon Leadership Award honors with offensive tackle Jake Long...elected team co-captain, starting all 13 games at Rush defensive end...recorded 36 tackles (28 solos) and led the team for the second straight year with 12

sacks for minus 119 yards and 16.5 stops for losses totaling 131 yards...his 119 sack yards are the most ever by a Michigan player in a season...also recovered four fumbles, returning one 54 yards for a touchdown...tied the school season-record with four forced fumbles...**2005:** Earned All-Big Ten Conference honorable mention from the league's coaches and media...started eight games and played in 11 contests at "rush" linebacker, missing the Northwestern game and most of the Ohio State tilt with an arm injury...finished fifth on the team with 48 tackles (28 solos)...led the squad with seven sacks for minus 57 yards and 14 stops for losses of 67 yards...caused three fumbles and recovered another...also deflected one pass...**2004:** All-Big Ten Conference second-team selection by the league's coaches, earning honorable mention from the media...recipient of the Richard Katcher Award, as Michigan's top outside linebacker...played in all 12 games and started 10 contests at right outside linebacker, leading the team with 16 stops for losses of 72 yards...finished second on the squad with 70 tackles (58 solos) and four sacks for minus 40 yards...was named Rose Bowl Defensive Player of the Game after collecting a game-high 11 tackles (9 solos) and four stops for losses of 7 yards vs. Texas (his four stops behind the line of scrimmage vs. the Longhorns matched a Michigan Bowl record and tied for the seventh-best single-game mark in school history)...**2003:** College Football News and Rivals.com Freshman All-American honorable mention...*The Sporting News* Freshman All-Big Ten Conference pick...played in all 13 games and made two starts at defensive end (Illinois and Purdue)...registered 23 tackles (15 solos), two sacks for minus 12 yards and four stops for losses totaling 16 yards.

PERSONAL

Attended Saginaw (Mich.) High School, playing football for head coach Don Durrett...*USA Today*, *Parade*, CNN/Sports Illustrated, G&W Recruiting Report and Super Prep All-American first-team choice and named Michigan's Gatorade Player of the Year...Prep Football Report, Super Prep and Max Emfinger's Blue Chip Recruiting rated him the nation's second-best linebacker...Super Prep rated him the second-best player in the Midwest...G&W Recruiting Report ranked Woodley the fourth-best defensive player in the country, while both Rivals.com and College Football News rated him the nation's third-best inside linebacker...member of Prep Star's Dream Team Top 100 list and listed as the best player in Michigan on *The Detroit News* Blue Chip list and by the *Detroit Free Press*...a four-year starter on defense and three-year starter on offense, Woodley collected 192 career tackles at linebacker...also recovered six career fumbles...recorded 80 tackles and 10 sacks as a senior and also blocked one punt that he returned 30 yards for a score...made 120 tackles, 12 sacks, eight pass break-ups and five fumble recoveries in his junior season...also lettered three years in basketball, averaging 13 points and 13 rebounds as a senior, in addition to participating in track, finishing third in the state in the shot put during his junior season...nicknamed "Wood"...son of Janice Staples and Terry Woodley...Full name: LaMarr Dewayne Woodley.

2010 PLAYERS

LaMarr Woodley

Woodley's 2009 Game-by-Game Statistics

Date	Opponent	GP	GS	T	AT	TOT	Sacks	Yds	Int	PD	FF	FR
9/10	TENNESSEE	1	1	1	3	4	0.0	0.0	0/0	1	0	0
9/20	at Chicago	1	1	2	1	3	0.0	0.0	0/0	0	0	0
9/27	at Cincinnati	1	1	1	2	3	0.0	0.0	0/0	1	0	0
10/4	SAN DIEGO	1	1	1	2	3	0.0	0.0	0/0	1	0	0
10/11	at Detroit	1	1	5	0	5	2.0	15.0	0/0	0	0	0
10/18	CLEVELAND	1	1	4	1	5	0.0	0.0	0/0	0	0	0
10/25	MINNESOTA	1	1	2	3	5	0.0	0.0	0/0	0	0	1
11/9	at Denver	1	1	4	0	4	0.0	0.0	0/0	0	0	0
11/15	CINCINNATI	1	1	4	1	5	1.0	11.0	0/0	0	0	0
11/22	at Kansas City	1	1	4	1	5	2.0	11.0	0/0	0	0	0
11/29	at Baltimore	1	1	6	1	7	1.0	1.0	0/0	0	0	0
12/6	OAKLAND	1	1	6	2	8	2.0	18.0	0/0	0	0	0
12/10	at Cleveland	1	1	8	0	8	1.0	6.0	0/0	0	0	0
12/20	GREEN BAY	1	1	3	1	4	0.5	3.5	0/0	1	0	0
12/27	BALTIMORE	1	1	7	3	10	2.0	8.0	0/0	1	1	0
1/3	at Miami	1	1	4	1	5	2.0	10.0	0/0	1	0	0
SEASON TOTALS		16	16	62	22	84	13.5	85.5	0/0	6	1	1

Woodley's 2008 Game-by-Game Statistics

Date	Opponent	GP	GS	T	AT	TOT	Sacks	Yds	Int	PD	FF	FR
9/7	HOUSTON	1	1	4	2	6	1.0	9.0	1/6	0	0	1
9/14	at Cleveland	1	1	2	4	6	0.0	0.0	0/0	0	0	0
9/21	at Philadelphia	1	1	2	1	3	1.0	7.0	0/0	0	0	0
9/29	BALTIMORE	1	1	6	2	8	1.5	19.0	0/0	0	1	1
10/5	at Jacksonville	1	1	6	1	7	2.0	19.0	0/0	0	0	0
10/19	at Cincinnati	1	1	4	1	5	2.0	12.0	0/0	0	1	1
10/26	NEW YORK GIANTS	1	1	3	2	5	0.0	0.0	0/0	0	0	0
11/3	at Washington	1	1	3	2	5	2.0	13.0	0/0	0	0	0
11/9	INDIANAPOLIS						INACTIVE					
11/16	SAN DIEGO	1	1	3	2	5	0.0	0.0	0/0	1	0	0
11/20	CINCINNATI	1	1	2	1	3	1.0	3.0	0/0	0	0	0
11/30	at New England	1	1	4	0	4	1.0	3.0	0/0	0	0	1
12/7	DALLAS	1	1	4	2	6	0.0	0.0	0/0	0	0	0
12/14	at Baltimore	1	1	3	1	4	0.0	0.0	0/0	0	0	0
12/21	at Tennessee	1	1	4	2	6	0.0	0.0	0/0	0	0	0
12/28	CLEVELAND	1	1	3	2	5	0.0	0.0	0/0	0	0	0
SEASON TOTALS		15	15	53	25	78	11.5	85.0	1/6	1	2	4

POSTSEASON

1/11	SAN DIEGO	1	1	5	1	6	2.0	18.0	0/0	0	0	0
1/18	BALTIMORE	1	1	5	4	9	2.0	9.0	0/0	0	0	0
2/1	vs. Arizona	1	1	3	1	4	2.0	3.0	0/0	1	1	0
POSTSEASON TOTALS		3	3	13	6	19	6.0	30.0	0/0	1	1	0

Woodley's 2007 Game-by-Game Statistics

Date	Opponent	GP	GS	T	AT	TOT	Sacks	Yds	Int	PD	FF	FR
9/9	at Cleveland	1	0	1	0	1	0.0	0.0	0/0	0	0	0
9/16	BUFFALO	1	0	1	1	2	1.0	8.0	0/0	0	0	0
9/23	SAN FRANCISCO	1	0	1	1	2	1.0	3.0	0/0	0	0	0
9/30	at Arizona	1	0	0	0	0	0.0	0.0	0/0	0	0	0
10/7	SEATTLE	1	0	0	0	0	0.0	0.0	0/0	0	0	0
10/21	at Denver	1	0	2	0	2	1.0	11.0	0/0	0	1	0
10/28	at Cincinnati	1	0	0	0	0	0.0	0.0	0/0	0	0	0
11/5	BALTIMORE	1	0	0	0	0	0.0	0.0	0/0	0	0	0
11/11	CLEVELAND	1	0	0	0	0	0.0	0.0	0/0	0	0	0
11/18	at New York Jets						INACTIVE					
11/26	MIAMI						INACTIVE					
12/2	CINCINNATI	1	0	0	0	0	0.0	0.0	0/0	0	0	0
12/9	at New England						INACTIVE					
12/16	JACKSONVILLE	1	0	1	0	1	0.0	0.0	0/0	0	0	0
12/20	at St. Louis	1	0	1	2	3	0.0	0.0	0/0	0	0	0
12/30	at Baltimore	1	0	2	0	2	1.0	14.0	0/0	0	0	0
SEASON TOTALS		13	0	9	4	13	4.0	36.0	0/0	0	1	0

POSTSEASON

1/5	JACKSONVILLE	1	0	3	0	3	2.0	19.0	0/0	0	0	0
POSTSEASON TOTALS		1	0	3	0	3	2.0	19.0	0/0	0	0	0

Woodley's Career Statistics

REGULAR SEASON

Year	Team	GP	GS	T	AT	TOT	Sacks	Yds	Int	PD	FF	FR
2007	Pittsburgh	13	0	9	4	13	4.0	36.0	0/0	0	1	0
2008	Pittsburgh	15	15	53	25	78	11.5	85.0	1/6	1	2	4
2009	Pittsburgh	16	16	62	22	84	13.5	85.5	0/0	6	1	1
NFL Totals		44	31	124	51	175	29.0	204.5	1/6	7	4	5

POSTSEASON

Year	Team	GP	GS	T	AT	TOT	Sacks	Yds	Int	PD	FF	FR
2007	Pittsburgh	1	0	3	0	3	2.0	19.0	0/0	0	0	0
2008	Pittsburgh	3	3	13	6	19	6.0	30.0	0/0	1	1	0
NFL Totals		4	3	16	6	22	8.0	49.0	0/0	1	1	0



2010 Draft Picks

2010 DRAFT PICK — 1st Round

Maurkice Pouncey C/G

HEIGHT — 6-4

WEIGHT — 304

COLLEGE — Florida

BIRTHDATE — July 24, 1989

BIRTHPLACE — Lakeland, Fla.

HOW ACQUIRED — D1- '10 (#18)

NFL EXPERIENCE — Rookie

53



PRO

Drafted by the Steelers in the first round (18th overall) of the 2010 NFL Draft...became the first center selected by Pittsburgh since the 1937 NFL Draft (Mike Basrak)...can also play offensive guard...entered the NFL Draft following his junior season.

COLLEGE

Started 39-of-41 games that he appeared in for Florida...in 2009 as a junior, became the first player in school history to capture the Rimington Trophy, given annually to the nation's best center...prior to the 2010 Sugar Bowl, spent five-plus hours at a local hospital because of kidney stones...received a CT scan that showed no kidney obstruction, got some IV fluid and played in the game, holding the Cincinnati defensive line to no tackles...enrolled at Florida early as a freshman in January 2007...social & behavioral sciences major at Florida. **2009:** Played and started in all 14 games...All-America first-team selection by The NFL Draft Report, Football Writers Association and Walter Camp, adding second-team honors from the Associated Press...became the first Gator to receive the Rimington Trophy, given annually to the best center in college football...unanimous All-Southeastern Conference first-team choice...started all 14 games at center...led the nation's interior linemen with a 91.57% grade for blocking consistency, producing 119 key blocks/knockdowns that included 20 touchdown-resulting blocks and seven more blocks downfield...did not allow a quarterback sack or pressure, nor was he penalized on any of the team's 919 offensive snaps...provided huge holes for a running attack that ranked 10th in the nation, averaging 221.79 yards per game...his superb protection of the pocket allowed Florida to finish second in the conference in pass offense, averaging 236.07 yards per game operating out of the spread formation...named SEC Offensive Lineman of the Week vs. Tennessee and Louisiana State (entire front wall awarded vs. LSU)...graded at least 90% for blocking consistency in 11 contests and registered at least one touchdown-resulting block in

all but one game (Alabama). **2008:** Starting center in all 14 games, including the 2008 SEC and FedEx BCS National Championship Game victories...All-Southeastern Conference first-team selection by The NFL Draft Report in his first season as the Gators' center...College Football News Sophomore All-America pick...was named the SEC's Offensive Lineman of the Week for his performance vs. Arkansas and was one of five UF Offensive Players of the Week after the front wall's dominance of the Tigers in the Louisiana State clash...led the Gators with 115 knockdowns/key blocks, as he collected 16 touchdown-resulting blocks...allowed just one quarterback sack on 329 pass plays, helping Florida lead the conference and rank 15th nationally with an average of 445.07 yards of total offense per game. **2007:** Played in all 13 games and started in 11 at right guard (all except Ole Miss and Florida Atlantic)...also took snaps at center...named first-team Freshman All-America by College Football News and Rivals.com and was a member of the Freshman All-Southeastern Conference squads selected by the league's coaches and Associated Press...graded no lower than 83% for blocking consistency in any of his 11 starting assignments...became the seventh true freshman in school history to start a season opener for the Gators

PERSONAL

Attended Lakeland (Fla.) High School...rated among the nation's top offensive guard recruits according to Scout.com (15th) and Rivals.com (15th)...one of 16 offensive linemen named to the *Atlanta Journal-Constitution's* Super Southern 100 squad...also a two-time All-State selection...as a senior, he and his twin brother, Mike, helped lead Lakeland to its 45th consecutive victory, third-consecutive Class 5A state championship and second-straight *USA Today* national championship in 2006...they were part of an offensive line that blocked for a 4,000-yard rushing team that season...graduated with a 3.0 grade point average...Maurkice and Michael (offensive lineman) were also teammates at Florida...son of Lisa and Rob Webster...Full name: LaShawn Maurkice Pouncey.

2010 DRAFT PICK — 2nd Round

Jason Worlds **LB**

HEIGHT — 6-2

WEIGHT — 262

COLLEGE — Virginia Tech

BIRTHDATE — March 3, 1988

BIRTHPLACE — Carteret, N.J.

HOW ACQUIRED — D2 '10 (#52)

NFL EXPERIENCE — Rookie

97

**PRO**

Drafted by the Steelers in the second round (52nd overall) of the 2010 NFL Draft...entered the NFL Draft following his junior season.

COLLEGE

Started 25-of-41 games, recording 133 tackles (64 solos) with 15.5 sacks for minus-113 yards, 34.5 stops for losses totaling 165 yards and 75 pressures, caused five fumbles, deflected two passes, returned a blocked punt seven yards and blocked one field goal attempt...registered 43 total tackles for losses and stopped ball carriers at the line of scrimmage 14 times, delivering 19 of those hits inside the red zone, including eight on goal line plays...his 38 QB pressures in 2009 led the major college ranks, as he joined Darryl Tapp (35 in 2005) and Chris Ellis (38 in 2007) as the only Hokies to produce 30 or more pressures in a season during the Frank Beamer era (1987-present)...Apparel, Housing and Resource Management/Consumer Studies major. **2009:** All-America third-team and All-ACC first-team selection by The NFL Draft Report...earned second-team All-ACC accolades from the league's coaches and media...rated as the second-best defensive end in college football by CBS Sports...named the ACC preseason Defensive Player of the Year by various news services and football publications...made 50 tackles (16 solos) with 5.0 sacks for minus-31 yards, 11.5 stops for losses of 46 yards and led the nation with a school record-tying 38 quarterback pressures...also caused a fumble...his 38 pressures tied the Tech season-record that was first set by Chris Ellis in 2007. **2008:** Played in 13 games, starting all but the Georgia Tech contest at boundary-side defensive end...recorded 64 tackles (37 solos), fourth-best on the squad...ranked third in the ACC with a team-high eight sacks for minus-66 yards, as he also paced the Hokies with 18.5 tackles for losses totaling 93 yards and 21 pressures...caused four fumbles, including two that led to Tech TDs...deflected one pass and blocked a field goal...two of his pressures caused interceptions...gave up just three first downs all year, one vs. the run and two vs. the pass...blocked a field goal attempt versus Boston College. **2007:** Appeared in 13 contests, missing the William & Mary clash after

spraining his ankle the previous week vs. Ohio University...earned the Excalibur Award, the top honor given to the best performer in Tech's strength and conditioning program...recipient of the George Preas Award as the defensive MVP of spring practice...changed his last name to Worlds...ranked fourth on the team with 14 pressures...registered 17 tackles (9 solos) with 2.5 sacks for minus-16 yards and 4.5 stops for losses totaling 26 yards. **2006:** Played in the team's first two games vs. Northeastern and North Carolina before undergoing season-ending surgery...granted a medical hardship, he finished with four tackles and a pair of quarterback pressures...recovered a blocked punt that he returned seven yards versus North Carolina.

PERSONAL

Attended Carteret (N.J.) High School...became the first player in school history to receive all-state first-team honors in consecutive seasons...The Super Prep and Prep Star All-American selection was rated the seventh-best strong-side defensive end in the nation by Rivals.com and was ranked eighth at his position in the country by Scout.com...added Associated Press all-state honors twice as a defensive end, but also competed as a fullback and outside linebacker...competed as a sprinter and in the weight events for the school's track team...registered 107 tackles that included 10.0 sacks and 18 other stops for loss as a senior, while adding four fumble recoveries, as he forced five fumbles and came up with one interception...rushed for 468 yards on the ground as a fullback, scoring 11 touchdowns...against Perth Amboy, amassed 183 yards on 11 carries that included two TDs, adding two sacks, three stops for loss and caused a fumble that he recovered for another score...delivered 87 tackles, along with 12.0 sacks and 22 stops behind the line of scrimmage as a junior to garner first-team all-state accolades...also scored four times while picking up 330 yards on 61 carries that season...closed out his gridiron career with 15 touchdowns and 849 yards on the ground, recording 292 tackles with 31 sacks, 42 stops for loss, 14 forced fumbles and three interceptions...went by Jason Adjepong as a freshman but legally changed his last name to Worlds in the summer of 2007...son of Sandra Worlds... Full name: Jason Adjepong Worlds.



2010 DRAFT PICK — 3rd Round

Emmanuel Sanders **WR**

HEIGHT — 5-11

WEIGHT — 180

COLLEGE — SMU

BIRTHDATE — March 17, 1987

BIRTHPLACE — Bellville, Texas

HOW ACQUIRED — D3 '10 (#82)

NFL EXPERIENCE — Rookie

88

**PRO**

Drafted by the Steelers in the third round (82nd overall) of the 2010 NFL Draft.

COLLEGE

Ranks as SMU's all-time leader in career catches, TD catches and yards, single-season and single-game receptions and single-season yardage...holds SMU records for career 100-yard-receiving games with 16 and season 100-yard games with six (2008)...only player in SMU history to record four 600-yard receiving seasons - no other receiver has three...sociology major. **2009:** Started all 13 games, earning first team All-C-USA honors...had 98 receptions for 1,339 yards and seven touchdowns...returned 20 punts for 275 yards and one touchdown...averaged 124.6 all-purpose yards per game...ranked sixth in the NCAA with 103 yards per game receiving...his 98 receptions were seventh best in the NCAA...finished his career as SMU's career leader in receptions (235), touchdown catches (34) and yards (3,791)...in his final game, had seven catches for 124 yards and a score in helping SMU to a 45-10 win over Nevada in the Sheraton Hawaii Bowl...earned honorable mention All-America by SI.com. **2008:** Earned second team All-C-USA accolades...started the first 10 games, catching 67 passes for 958 yards and nine TDs...ranked 11th in the nation with 95.8 receiving yards per game and 19th with 6.7 catches per game...finished the season as SMU's career leader in TD catches (27)...set a new SMU season record with six 100-yard games in 2008...became the first player in SMU history to record three 600-yard receiving seasons...caught three TD passes in the Texas State win...had a season-high 132 yards receiving against Tulsa...named to the College Football Top Ten & Pegasus News All-DFW College Football Team. **2007:** Started all 12 games...an honorable mention All-C-USA selection by the league's coaches...caught 74 passes for 889 yards and nine TDs on the year...the 74 receptions rank as third-most ever in a season at SMU and the 889 yards rank fourth...caught 13 passes

and three TDs in the season finale at Memphis and 10 passes in the North Texas win...had three 100-yard games - Arkansas State (100), Tulane (155) and Memphis (118)...also handled punt returns and finished with 183 yards on 20 returns...had a season-long return of 33 yards against Rice...co-winner of the team's Wild Horse Club Award along with Justin Willis. **2006:** Named an honorable mention Freshman All-America at both wide receiver and kick returner by *The Sporting News*...was an All-Freshman Conference-USA pick at both spots by both the coaches and the media...second-team All-C-USA selection by the *Houston Chronicle*, a third-team choice by the media and an honorable mention pick by the coaches...co-winner of the James Bradley "New Mustang" award for consistent play along with Bryan McCann and Justin Willis...caught TD passes in six straight games (Sam Houston through ECU), breaking a 29-year-old SMU record for consecutive games with a TD catch...recorded team-highs with 46 grabs for 605 yards...had a team-best nine receiving TDs - the most ever by a freshman at SMU and the second-most in a season ever at SMU...his 151 receiving yards against Houston made him the first SMU player with 150-or-more receiving yards since 1998...had pairs of TD receptions against Houston and ECU...returned kicks and ranked second in C-USA with a 24.0-yard average. **2005:** Redshirted as a true freshman.

PERSONAL

First-team all-district performer at three positions - back, wide receiver and safety at Bellville High...had 66 carries for 499 yards and six TDs as a senior...hailed in 24 catches for 414 yards and a score...also threw for a touchdown...recorded 49 tackles and three interceptions on defense...named team's MVP...Tri-County Offensive Player of the Year...earned seven All-District honors during his high school career...four-sport letterman - football, baseball, basketball and track...son of Stephanie Sanders and Joel Shallow...Full name: Emmanuel Sanders.

MEDIA INFORMATION

FOOTBALL STAFF

2010 PLAYERS

2009 IN REVIEW

STEELERS HISTORY

RECORDS

2010 PLAYERS

MEDIA INFORMATION

FOOTBALL STAFF

2010 PLAYERS

2009 IN REVIEW

STEELERS HISTORY

RECORDS

2010 DRAFT PICK — 4th Round

Thaddeus Gibson LB

HEIGHT — 6-2

WEIGHT — 243

COLLEGE — Ohio State

BIRTHDATE — October 21, 1987

BIRTHPLACE — Euclid, Ohio

HOW ACQUIRED — D4 '10 (#116)

NFL EXPERIENCE — Rookie

90



PRO

Drafted by the Steelers in the fourth round (116th overall) of the 2010 NFL Draft...was

one of two linebackers taken by the Steelers in the first four rounds of the Draft, joining second-round selection Jason Worthington...entered the NFL Draft following his junior season...was the first of two Ohio State products drafted by the Steelers in the 2010 Draft, joining seventh-round defensive tackle Doug Worthington.

COLLEGE

Gibson started 23-of-35 games at Ohio State — 13 at left defensive

end and 10 on the right side...finished his career with 82 tackles (49 solos), 10 sacks for minus-55 yards and 25.0 stops for losses totaling 86 yards...his 13 stops behind the line of scrimmage in 2009 tied for 24th on the school's single-season list with several others, most recently by All-America linebacker A.J. Hawk (2003)...caused five fumbles and recovered three others, returning one 69 yards for a touchdown...deflected four passes and gained 5 yards on one interception return...African and African-American Studies major. **2009:** All-Big Ten Conference second-team selection by the league's coaches...moved to left defensive end, starting every game...recorded 45 tackles (27 solos) with four sacks for minus-21 yards, as his 13.0 stops for losses of 38 yards tied for 24th on the school single-season list...added a QB pressure, a pass deflection and a 5-yard interception return...recovered and caused a pair of fumbles...helped the team rank seventh in the nation vs. the run (90.77 ypg), fifth in total defense (262.31 ypg) and fifth in scoring defense (12.54 ppg)...in addition to his 13 stops for loss, he brought down ball carriers at the line of scrimmage for no gain on five other attempts...in 46 running plays

he was involved in, those runners managed just 60 yards (1.30 ypc) and five first downs, as he delivered eight third-down stops vs. the ground attack and three more in passing situations. **2008:** Named to The NFL Draft Report's Sophomore All-America second-team...recipient of the Agonis/Rick Meyer Award from the Ohio State coaching staff...started the final 10 games at right defensive end, helping the team rank sixth in the nation in scoring defense (13.92 ppg.), as the defense held opponents to an average of 293.77 yards per game, third-best in the conference...registered 26 tackles (14 solos) that included five sacks for minus-27 yards and nine stops for losses totaling 38 yards...deflected one pass and caused two fumbles...recovered a fumble that he advanced 69 yards for a touchdown. **2007:** Saw most of his playing time with the special team units, recording 11 tackles (eight solos)...caused a fumble vs. Wisconsin when he sacked QB Tyler Donovan in the Wisconsin clash...had three tackles, including one for a loss in his collegiate debut vs. Youngstown State. **2006:** Redshirted as a freshman, participating on the scout team.

PERSONAL

Attended Euclid (Oh.) High School, where he was twice named All-Ohio and to the Cleveland Plain Dealer "Best of the Best" all-star team...The Big 33 selection was also named the Cleveland Touchdown Club's 2005 Defensive Player of the Year...as a senior, registered 39 total tackles, 10 quarterback sacks and eight stops behind the line of scrimmage, as he also totaled 24 quarterback pressures...posted 50 tackles, 17 sacks, 22 pressures and two interceptions as a junior...also excelled as a forward on the school's basketball team...son of Gwedolyn Gibson...Full name: Thaddeus Gibson.



2010 DRAFT PICK — 5th Round

Chris Scott **OT**

HEIGHT — 6-4

WEIGHT — 319

COLLEGE — Tennessee

BIRTHDATE — August 4, 1987

BIRTHPLACE — Riverdale, Ga.

HOW ACQUIRED — D5a '10 (#51)

NFL EXPERIENCE — Rookie



MEDIA INFORMATION

FOOTBALL STAFF

2010 PLAYERS

2009 IN REVIEW

STEELERS HISTORY

RECORDS



PRO

Drafted by the Steelers as their first of three selections in the fifth round (151st overall) of the 2010 NFL Draft.

COLLEGE

Started the final 39 games of his career...majored in legal studies.

2009: Anchor on the offensive line as he started all 13 games...started every game for the third consecutive year at left tackle...helped block for a rushing attack that averaged 157 yards per game and 19 touchdowns, for quarterback Jonathan Crompton to throw for more than 215 yards per game, for an offense that averaged 383 yards per game...a key part in an offensive line that only allowed 18 sacks in 13 games.

2008: Started every game for second consecutive year...reached streak of 26 consecutive starts by season's end, with 18 of those at left tackle and the other eight at right guard, where he began his Vols career...Vols saved their best offensive line work for the end of the 2008 season, with 51 rushes for 222 yards at Vandy and 53 more for 210 yards against Kentucky in pair of wins...part of Vols offensive line that led nation with only four sacks allowed.

2007: Proved his ability to play all five positions on offensive line...started first eight games at right guard, then moved to left tackle for remainder of season after injury to Eric Young in overtime win against South Carolina...Vols led country with only four sacks allowed (Rutgers next with 10)...start-

ing quarterback Erik Ainge was sacked just three times in 519 pass attempts, setting major college record with a minimum 300 attempts...team's combined 534 pass attempts meant opponents sacked UT quarterbacks once every 133.5 attempts...in first game at left tackle, Vols rushed for season-high 273 yards...helped Tennessee offense produce a 3,000-yard passer, 1,000-yard rusher and 1,000-yard receiver.

2006: Appeared in seven games...part of offensive line unit that allowed only 19 sacks — third-fewest in the league — against 415 pass attempts — second-most in the league.

2005: Redshirted

PERSONAL

Parade All-America and second-team All-USA selection by *USA Today*...played for East squad in U.S. Army All-American Bowl...two-time All-State choice by *Atlanta Journal-Constitution*, which named him to its Super Southern 100 team...*Orlando Sentinel* All-Southern honoree...twice named All-Region and All-Area and was junior All-America by Rivals.com in 2003...during senior year, finished with 58 pancake blocks and 90 percent blocking grade...allowed no sacks that year...three-season starter on offensive line...played defensive tackle in goal line situations...also competed in track and field, with a 54-0 in the shot put...son of Harold and Tracey Scott...Full name: Christopher George Micheal Scott.

2010 DRAFT PICK — 5th Round

Crezdon Butler CB

HEIGHT — 6-0

WEIGHT — 191

COLLEGE — Clemson

BIRTHDATE — May 26, 1987

BIRTHPLACE — Asheville, N.C.

HOW ACQUIRED — D5b-10 (#164)

NFL EXPERIENCE — Rookie

40



PRO

(164th overall) of the 2010 NFL Draft.

COLLEGE

Three-year starter at cornerback... Clemson ranked in the top 15 in the nation in pass defense all three years he was a starter...finished with 40 consecutive starts, the second-longest streak in Clemson history for a cornerback...Tigers finished in top 25 in two of those three years and won 26 games over that time...tied for second in Clemson history in career interception return yards with 243, just 33 short of Rex Varn's career record...had 63-yard interception return against Nebraska in 2009 Gator Bowl...at the end of his career was tied for third among active ACC players in career interceptions with 11...played in each of the last three Clemson bowl games...had five tackles against Auburn in 2007 Chick-fil-A Bowl...had three tackles against Nebraska last year and finished with three stops in the win over Kentucky in 2009 Music City Bowl...played in four bowl games and started three...on 2009 preseason Thorpe Award list...tied for team lead in interceptions with four in 2007...had interception against Georgia Tech when Clemson secondary held Calvin Johnson without a reception for the only time in his career in 2006...first-team freshman All-ACC according to *The Sporting News*...sociology major. **2009:** Was a big reason Clemson finished sixth in the nation in pass defense, 10th in forcing turnovers, 20th in total defense and 25th in scoring defense. Honorable mention All-ACC selection at cornerback...had just one interception in 2009...had 36 tackles, including 27 first hits...had a sack and 10 passes broken up for 11 total passes defended...had 32 career passes defended on 21 PBUs and 11 interceptions...had his only interception against Coastal Carolina...had at least one PBU in eight straight games at one point in 2009 season...with a career-high 10 tackles against Florida State...had a sack against Maryland. **2008:** Starting cornerback in every game...his 142 return yards were third-most in Clemson history; he enhanced those numbers with a 63-yard interception return against Nebraska in the Gator Bowl, a game where he also had three tackles, one tackle for loss,

and one pass breakup...sixth on the defense in tackles (52); big reason Clemson was in the top 10 in the nation in scoring defense and passing defense...third in tackles among ACC starting defensive backs...had a season-high eight tackles and an interception against N.C. State...had four tackles and a 48-yard interception return against S.C. State...had six tackles and two pass breakups at No. 21-ranked Wake Forest...had perhaps his best all-around game at Virginia with seven tackles, a tackle for loss, and a 31-yard interception return that was set up a field goal that clinched the win...had three tackles, his first career sack, and a forced fumble in 50 snaps against South Carolina...had the first two punt returns of his career in 2008, one for 15 yards against The Citadel and a 12-yard return against Duke. **2007:** Seventh on the team in tackles (61)...started all 13 games...had three interceptions, third-most on the team, including one each against Furman, Maryland and Auburn...had at least four tackles in 10 games...recovered a fumble against Central Michigan...had nine special teams tackles...had nine tackles against Furman...had eight tackles at Georgia Tech and seven against Louisiana-Monroe. **2006:** First-year freshman cornerback who tied for the team lead in interceptions (3)...had two interceptions for 35 yards against Louisiana Tech, the first Tigers' freshman to record two interceptions in a game since 2002 and fifth Tigers' freshman to tally two interceptions in a game...first-team freshman All-ACC by *Sporting News*...tied for the team lead with four takeaways...had 34 tackles...did not start, but played in 12 games on defense...had seven tackles in 30 snaps (both season-highs) against Temple...had five first hits, two interceptions, and one pass breakup against Louisiana Tech...had four tackles and an interception against No. 13-ranked Georgia Tech.

PERSONAL

First-team all-state by the Associated Press at Asheville High School...ranked No. 14 cornerback in the nation by Rivals.com and No. 4 prospect in North Carolina...three-time all-conference pick...Shrine Bowl selection...had 62 tackles, seven interceptions, eight pass breakups and two caused fumbles as a senior...rushed for 1,435 yards and 16 touchdowns as a quarterback...threw for 750 yards and five touchdowns...led his team

**Crezdon Butler**

to the AAA state title as a senior...MVP of the state title game with five tackles, a caused fumble, interception, and 70-yard, game-winning touchdown pass...all-time leading rusher at Asheville High with 5,030 career yards, breaking the 63-year-old record of Choo-Choo

Justice [4,005]...had 60 rushing touchdowns and 12 interceptions in his career...high school team had a 52-6 career record...also ran track...Son of Natosha and Jonathan Crooks...Full name: Crezdon Butler.

2010 DRAFT PICK — 5th Round**Stevenson Sylvester LB**

HEIGHT — 6-2

WEIGHT — 231

COLLEGE — Utah

BIRTHDATE — July 18, 1988

BIRTHPLACE — Las Vegas, Nev.

HOW ACQUIRED — D5c '10 (#166)

NFL EXPERIENCE — Rookie

**PRO**

Drafted by the Steelers as their third of three selections in the fifth round (166th overall) of the 2010 NFL Draft.

COLLEGE

Three-time all-conference rover linebacker made the first-team as a senior...played in 49 games and started 37 in his career...two-year team captain...defensive MVP of the 2009 Poinsettia Bowl...double-major in mass communications and economics...graduated in Fall of 2009 with a bachelor's degree in communications. **2009:** First-team all-MWC...started all 13 games at rover linebacker...Utah's tackle leader had 81 stops, 5 tackles for loss and 2 sacks...defensive MVP of the 2009 Poinsettia Bowl with eight tackles (0.5 TFL), an interception for a touchdown (27 yards) and a pass breakup in Utah's 37-27 win over Cal...fourth quarter "pick six" against Cal put Utah in control 37-21...season-high 13 tackles against Air Force included an assisted tackle for no gain on fourth-and-2 in overtime to give Utah the win...eight tackles with an 11-yard sack vs. BYU. **2008:** Second-team all-MWC...started all 13 games...won team's Top Linebacker award...second on the team in tackles with 73...Ute leader in tackles against league schools (53)...all but unstoppable in the Sugar Bowl, recording seven tackles, three sacks and a fumble recovery against Alabama...season-high 10 tackles against TCU...nine tackles with 1.5 TFL against UNLV...nine tackles, a forced fumble and a pass breakup vs. Colorado State...two pass breakups against New Mexico...eight tackles (1.5 for loss) vs. Air Force. **2007:** Honorable mention all-MWC...played in all 13 games, starting eight at rover linebacker...second on the team in both tackles (86)

and tackles for loss (10)...five pass breakups and a forced fumble...career-high 14 tackles, including 2.5 for loss, against UNLV...nine tackles against both TCU and Wyoming...eight tackles against San Diego State...recorded sacks against UCLA, Utah State and Louisville...six tackles in bowl win over Navy. **2006:** True freshman played in 10 games, making three starts (two at rover and one at middle linebacker)...injured his knee on the opening kickoff against Wyoming and missed the next week's game at New Mexico...started against Northern Arizona, Utah State and TCU...23 tackles with 1.5 tackles for loss and 0.5 sacks...also had a pass breakup, forced fumble and interception...returned an interception 45 yards for a score at Utah State.

PERSONAL

First-team all-state and all-league linebacker and tight end in 2005...Valley High (Nevada) MVP and team captain...recorded 67 tackles (44 solo) in 2005...also had 22 tackles for loss, five sacks, four forced fumbles and five pass breakups...had over 400 receiving yards and six touchdowns as a senior tight end...won three letters in football and two in basketball...hoops team won the 2004 conference and region titles...also played in the band for two years...son of Worrel Sylvester and Angela Levi...mother played basketball for Southern Utah for four years...raised with his two brothers and four cousins from age 4 to 15 before moving to Las Vegas...brother Jason played basketball for Santa Rosa JC...cousin Geno Odong plays football at Utah State...cousin Jennifer played basketball for Cerro Coso CC...coached in basketball by his mother, who also critiqued him after every football, basketball, baseball and soccer game he ever played...Full name: Stevenson Ellis Sylvester.

2010 DRAFT PICK — 6th Round

Jonathan Dwyer RB

HEIGHT — 5-11
WEIGHT — 229
COLLEGE — Georgia Tech
BIRTHDATE — July 26, 1989

BIRTHPLACE — Marietta, Ga.
HOW ACQUIRED — D6a'10 (#188)
NFL EXPERIENCE — Rookie



PRO

Drafted by the Steelers as the first of two selections in the sixth round (188th overall) of the 2010 NFL Draft...entered the Draft following his junior year.

COLLEGE

Dwyer played in 40 games at Georgia Tech, starting his last 27 at the B-Back position...carried 517 times for 3,226 yards (6.24 ypc.) and 35 touchdowns, adding 263 yards and a score on 15 receptions (17.53 ypc.) and 477 yards on 22 kickoff returns (21.68 avg.)...scored 218 points and generated 3,966 all-purpose yards, an average of 99.15 yards per game...ranks sixth in Georgia Tech annals with 3,226 yards rushing...his 1,395 yards rushing in both 2008 and 2009 placed fourth on the Tech season-record chart...Dwyer and quarterback Josh Nesbitt (1,037) formed the top rushing tandem in ACC history in 2009, as their total of 2,431 yards topped the previous conference season-record of 2,282 yards by North Carolina's Don McCauley (1,720) and Ike Oglesby (562) in 1970...ran for over 100 yards 17 times during his career...had seven 100-yard rushing performances in 2009, which ranks fifth on the Tech season record list, as his nine 100-yard efforts in 2008 tied Tashard Choice's single-season record set in 2006...ranks eighth on the Yellow Jackets' career-record list with 517 rushing attempts...his 35 rushing touchdowns at Tech ranked second to Robert Lavette's 46, set in 1981-84...his 218 points scored placed fifth on Tech's all-time record chart...amassed 3,966 all-purpose yards, the sixth-highest total by a Tech player...management major. **2009:** Third-team All-America selection by The NFL Draft Report, adding honorable mention from *Sports Illustrated*...named All-Atlantic Coast Conference first-teamer for the second-straight season, as the Doak Walker Award semi-finalist ranked third in the ACC and 24th in the nation with an average of 99.64 yards per game rushing...totaled 102.69 all-purpose yards per game, the sixth-best average in the conference...started all 14 games at the B-Back position...led the team, as he matched his career high from the 2008 season with 1,395 yards on 235 carries, the fourth-best yardage total in a campaign by a Tech player...his 14 touchdown runs tied for third on the school's single-season list...produced 68 first downs on his 235 attempts, converting 17-of-31 third-down plays (35.42%), as he ran for at least 10 yards on 30 carries, including 14 of 20 yards or longer...gained positive yardage on 45 carries inside the red zone, including 21 on goal-line plays...it took more than one defender to bring him down on 89 of his rushing attempts, as Dwyer was tackled for a loss on 15 carries and stopped for no gain nine other times...rushed for 100 yards seven times in 2009, including five of the last

seven contests...Dwyer is the third player in Jacket history, joining Tashard Choice and Robert Lavette, to rush for 1,000 yards in a season two times...added 37 yards on five receptions (7.4 ypc.)...gained 1,432 all-purpose yards (102.29 ypg). **2008:** Dwyer earned All-Atlantic Coast Conference first-team honors and was selected the ACC's Offensive Player of the Year...added All-America first-team honors from Pro Football Weekly...named ACC Player of the Week vs. Boston College by Rivals.com and co-Offensive Back of the Week vs. Miami by the league's coaches...led the team with 1,395 yards on 200 carries, the fourth-best season total by a Yellow Jacket...averaged 6.98 yards per rushing attempt, scoring 12 times on the ground, the seventh-best season total in school annals...his average of 107.31 yards per game on the ground was the seventh-best average in a season by a Tech player and led the ACC while placing 21st in the nation...caught eight passes for 209 yards (26.13 ypc) and a 79-yard touchdown...had eight kickoff returns for 171 yards (21.38 avg.)...Amassed 1,775 all-purpose yards, ranking second in the conference with an average of 136.54 yards per game...ran for over 100 yards nine times and had at least one touchdown run in eight contests...had 19 rushing attempts for 20 yards or longer and four receptions that gained at least 20 yards. **2007:** Dwyer played in all 13 games behind Tashard Choice at tailback, earning Freshman All-ACC honors...despite not starting any games, he finished second on the team with 436 yards on 82 carries (5.32 ypc.), scoring 54 points behind nine touchdown runs...caught two passes for 17 yards and had 14 kickoff returns for 306 yards (21.86 avg.)...ran for over 100 yards vs. Samford.

PERSONAL

Attended Kell (Marietta, Ga.) High School...ranked the fifth-best prospect in Georgia by Scout.com and eighth by Rivals.com...received Parade All-America recognition...Class AAAA Offensive Player of the Year and Super Southern 100 pick by the *Atlanta Journal Constitution*...Top 50 in Georgia honoree by the *Macon Telegraph*, *Mobile Press-Register* Super Southeast 120 and *Orlando Sentinel* All-Southern team choice...received all-state first-team accolades as a senior and was honorable mention during his junior season...in his final campaign, Dwyer rushed for 1,802 yards and 21 touchdowns, as he recorded five games with over 200 yards on the ground, including a career-best 307 vs. Centennial...also had 23 receptions for 220 yards and three touchdowns, scoring 25 times, including on a 99-yard kickoff return...as a junior, he ran for 1,863 yards and 24 touchdowns, adding 22 catches for 202 yards and two scores...son of Keely and Tony Dwyer...Full name: Jonathan Avery Dwyer.



2010 DRAFT PICK — 6th Round

Antonio Brown **WR**

HEIGHT — 5-10

WEIGHT — 186

COLLEGE — Central Michigan

BIRTHDATE — July 10, 1988

BIRTHPLACE — Miami, Fla.

HOW ACQUIRED — D6b-10 (#195)

NFL EXPERIENCE — Rookie

84

**PRO**

Drafted by the Steelers as their second of two selections in the sixth round (195th overall) of the 2010 NFL Draft...entered the Draft following his junior year.

COLLEGE

Ranks second in MAC history with 305 career receptions...CMU's all-time leader in receptions...ranks second in school history in touchdown receptions (22) and third in receiving yards (3,199)...only player in school history with two 1,000-yard receiving seasons...also the only player with two 100-reception seasons...caught at least one pass in 41 consecutive games...accounted for touchdowns receiving, rushing, passing and on both a punt return and kickoff return during career. **2009:** MAC Special Teams Player of the Year for the second consecutive season...All-MAC first team honoree as both a receiver and punt returner...2010 GMAC Bowl Offensive Most Valuable Player...named CMU's Special Teams Player of the Year...caught a school-record 110 passes for 1,198 yards and nine touchdowns...twice named MAC West Division Special Teams Player of the Week...earned the honor after averaging 37.7 yards on three punt returns, including a 55-yard return for a score, against Alcorn State and again after returning a punt 75 yards for a touchdown against Eastern Michigan...accounted for a season-high 248 all-purpose yards at Michigan State...caught 10 passes for 71 yards and a score and completed a 24-yard pass to Dan LeFevour against the Spartans...caught nine passes for 89 yards and two touchdowns and ran for 65 yards against Akron...had four 100-yard receiving games...caught six passes for 112 yards and a score and ran for a touchdown at Buffalo...made four receptions for 110 yards, including a 70-yard touchdown, against Eastern Michigan...caught a season-high 13 passes for 129 yards and a touchdown against Toledo...made 11 catches for a regular season-high 170 yards, including an 82-yard touchdown, at Ball State...caught 13 passes for 178 yards, rushed for a touchdown, returned a kickoff 95 yards for a score and finished with 403 all-purpose yards in GMAC Bowl vs. Troy. **2008:** MAC Special Teams Player of the Year...All-MAC first team receiver, kick returner and punt returner...led the nation in punt return yardage (20.5 avg.)...ranked fourth nationally in all-purpose yardage (178.1 ypg)...five punt returns of at least 36 yards...caught at least 10 passes in four different games and posted a trio of 100-yard receiving efforts...93 receptions are second most in a season in school history...named MAC West Division Special Teams Player of the Week after returning a punt

75 yards for a score at Ohio...also caught 10 passes for 78 yards against the Bobcats...caught 10 passes for 113 yards and threw a 2-yard touchdown pass against Western Michigan...caught 10 passes for 85 yards at Toledo...caught three passes against Temple, two of which were touchdowns...tallied seven receptions for 138 yards and two touchdowns, including a 79-yard touchdown catch, at Indiana...made seven receptions for 172 yards and a score at Eastern Michigan...hauled in a career-long 93-yard catch at Eastern Michigan and finished with a career-high 313 all-purpose yards...caught 11 passes for 92 yards and a touchdown in the Motor City Bowl...selected CMU's offensive and special teams player of the year...All-America first team punt returner by collegefootballnews.com. **2007:** MAC Freshman of the Year...All-MAC first team kick return specialist and All-MAC second team receiver...Football Writers Association of America Freshman All-America...scout.com Freshman All-America first team as a kick returner...rivals.com Freshman All-America second team as a kick returner...Sporting News Freshman All-America second team as a receiver...also earned Freshman All-America honors from collegesportsreport.com (all-purpose) and collegefootballnews.com (first team kick returner)...caught a school-record 102 passes...reception total is second-highest by a freshman in NCAA Bowl Subdivision history (Michael Crabtree, Texas Tech)...set Bowl Subdivision freshman record with 2,267 all-purpose yards...all-purpose yardage total ranks second in school history and third in MAC history...set CMU single-game record with 15 receptions at Akron...1,003 receiving yards are fourth-most in a season in CMU history...caught at least four passes in every game and made nine or more receptions four times...caught a touchdown pass in six different games...rushed nine yards for a score and caught six passes for 43 yards and a touchdown at Ball State...eclipsed 100 receiving yards in a game twice: nine catches for 105 yards and a score vs. Toledo and 15 catches for 174 yards at Akron...MAC West Division Special Teams Player of the Week after returning a kickoff 90 yards for a touchdown against Northern Illinois.

PERSONAL

Spent a prep year in 2006 at North Carolina Tech...ran for 451 yards and 13 touchdowns and threw for 1,247 yards and 11 scores in just five games...two-sport athlete at Norland High...two-time Class 6A all-state selection...two-time state qualifier in the 100 meters...named North Athlete of the Year at 2005 Miami-Dade Gridiron Classic...Son of Adrienne Moss and Eddie Brown...Full name: Antonio Brown.

2010 PLAYERS

2010 DRAFT PICK — 7th Round

Doug Worthington DT

HEIGHT — 6-5
WEIGHT — 292
COLLEGE — Ohio State
BIRTHDATE — August 10, 1987

BIRTHPLACE — Athol Springs, N.Y.
HOW ACQUIRED — D7 '10 (#242)
NFL EXPERIENCE — Rookie

95



PRO

Drafted by the Steelers in the seventh round (242nd overall) of the 2010 NFL Draft...was the second of two Ohio State players picked by the Steelers, the other being fourth-round linebacker Thaddeus Gibson.

COLLEGE

Majored in communications. **2009:** Played in all 13 games in his senior season...had 42 total tackles (22 solo), five tackles for loss and two sacks...had one fumble recovery...was a part of the defensive line that held opponents to 90 rushing yards per game, which was seventh best in the nation, 171.5 passing yards per game and 262 total yards per game...earned his third letter. **2008:** Rotating starter along the defensive line...recorded 34 tackles for the year...three tackles in the Purdue win...made six tackles against Penn State...four tackles and recovered a Northwestern fumble...registered sack and two tackles at Illinois...six tackles and a TFL in win over Michigan...registered an eight-yard sack in Fiesta Bowl...second-year let-

term. **2007:** Started 11 games in 2007...recorded 24 tackles for the season...had sack and four tackles in the Wisconsin win...forced a Kent State fumble...intercepted a pass against Michigan State...first-year letterman. **2006:** Played in seven games...totaled three tackles, which came among the last five games of the regular season (Indiana, Minnesota and Northwestern). **2005:** Played on the scout team...injured his right knee on the final day of bowl practice before the team broke for the holiday season...had surgery and sat out winter and spring.

PERSONAL

Parade All-America at Saint Francis High School in Athol Springs, N.Y...rated the No. 2 prospect overall in the state of New York...totaled 74 tackles, including seven sacks as a senior...had 67 tackles and five sacks as a junior...also a standout basketball player...Son of Doug and Andrea Worthington...father played football at the University of Colorado...Full name: Doug Worthington.

2010 Rookie Free Agents

Dorian Brooks OG

HEIGHT — 6-2
WEIGHT — 306
COLLEGE — James Madison
BIRTHDATE — April 16, 1987

BIRTHPLACE — Richmond, Va.
HOW ACQUIRED — FA '10
NFL EXPERIENCE — Rookie

77



PRO

Signed as an undrafted rookie free agent by the Steelers on April 26, 2010.

COLLEGE

Completed his career starting 37 consecutive games...in his last three seasons, James Madison had one of the highest scoring offenses in the FCS...was first-team All-CAA in his senior season...was second-team All-CAA in his junior season...majored in Kinesiology with a sports management concentration. **2009:** Selected to First Team All-Colonial Athletic Association...was a third-year starter on the offensive line for the Dukes...completed his career having made 37 consecutive starts...helped block for an offense that averaged 337.9 total yards per game and 180.5 rushing yards per game...received pre-season All-America second-team offensive honors as offensive guard by The Sports Network...named 2009 pre-season first team honors as offensive guard in Phil Steele's 2009 College Football Preseason Guide...named preseason CAA All-Conference Team as offensive

guard...named 2009 preseason All-America third-team honors as offensive guard by College Sporting News. **2008:** Started throughout the season and was a key performer for an offense that averaged 38.1 points and 401.4 yards per game, including 282.8 yards per game rushing...honorable mention All-America by The Sports Network...second-team All-CAA...second-team all-state by the Virginia Sports Information Directors Association. **2007:** Started at guard during each of JMU's 12 games on an offense that averaged 33.3 points and 410.0 yards per game, including 265.1 yards per game rushing. **2006:** Worked as a reserve offensive lineman and was on the team's travel roster throughout the season as a redshirt freshman.

PERSONAL

Member of three 9-1 teams at Highland Springs High School...team offensive player of the year as a junior and an academic all-district honoree...Son of Diane Brown and Bendris Brooks...Full name: Dorian Jameel Brooks.



Kyle Jolly OT

HEIGHT — 6-6

WEIGHT — 300

COLLEGE — North Carolina

BIRTHDATE — July 22, 1987

BIRTHPLACE — Powhatan, Va.

HOW ACQUIRED — FA '10

NFL EXPERIENCE — Rookie

67



PRO

Signed as a rookie free agent by the Steelers on April 26, 2010.

COLLEGE

Started the final 38 games of his career at left tackle...named honorable mention ALL-ACC in 2009. Majored in exercise and sports science. **2009:** Started all 13 games in 2009...honorable mention All-ACC pick...made 38 consecutive starts at left tackle...had 31 knock-down blocks on the season...posted a 76-percent grade and two knockdowns at NC State...graded at 71 percent with one knockdown at Boston College...graded out at 77 percent with two knockdowns against Miami...posted a team-best 87 percent grade and four knockdown blocks versus Duke...notched a 75 percent grade and two knockdowns at Virginia Tech...had two knockdowns against Florida State...graded a team-high 89 percent with three knockdowns versus Georgia Southern...posted one knockdown against Virginia...logged an 88 percent grade and two knockdowns at Georgia Tech...graded at 80 percent with two knockdowns against East Carolina...posted at 79 percent grade with four knockdowns at Connecticut...graded at 85 percent with six knockdown blocks against The Citadel. **2008:** Started all 13 games in 2008...graded at 87 percent at Duke and had three knockdown blocks...graded at 75 percent against NC State...logged a 72 percent grade and one knockdown at Maryland...graded at 77 percent in the victory over No. 20 Georgia Tech...registered an 87 percent grade and two knockdowns in the win over No. 23 Boston College...posted a 76 percent grade with two knockdowns at Virginia...graded at 80 percent with four knockdowns versus Notre Dame...recorded an 87 percent grade and three knockdowns versus Connecticut...logged an 82 percent grade and three

knockdowns at Miami...graded out at 78 percent with two knockdowns versus Virginia Tech...notched an 83 percent grade at Rutgers...posted a team-best 92 percent grade and six knockdown blocks against McNeese St. **2007:** Started all 12 games at left tackle...posted a 78 percent grade with 31 knockdowns on the season...registered an 89 percent grade and four knockdowns in the win over Duke...graded at 80 percent with three knockdowns at Georgia Tech...graded out at 80 percent with four knockdowns vs. Maryland...graded at 75 percent with a pair of knockdowns at Wake Forest...registered five knockdowns in the win over Miami...recorded an 84 percent grade and four knockdowns at Virginia Tech...rated at 83 percent at USF...had an 85 percent grade against Virginia...graded at 72 percent with five knock-downs at ECU...made first career start at left tackle vs. JMU and recorded two knockdowns. **2006:** Saw action as a reserve tackle and on special teams on extra points in 2006. **2005:** Redshirted.

PERSONAL

Ranked among the top 30 players in Virginia by Super-Prep...three-year starter on offense and defense at tight end and defensive tackle at Blessed Sacrament Huguenot High School in Powhatan, Va...earned all-state private school honors as a tight end and defensive tackle...named first-team All-Richmond Metro...caught 15 passes with five touchdowns and registered 70 tackles as a senior...voted team MVP and offensive MVP...named first-team All Virginia Commonwealth Conference tight end and first-team All-VCC defensive tackle...first-team All Metro Offensive Tackle as selected by *Richmond Times Dispatch*...team won the Virginia Division I championship as a junior...thought to be the first player from Powhatan County to receive a Division I-A scholarship...son of Eric and Joan Jolly.

Demetrius Taylor **FB**

HEIGHT — 6-0
WEIGHT — 273
COLLEGE — Virginia Tech
BIRTHDATE — Nov. 29, 1986

BIRTHPLACE — Jacksonville, Fla.
HOW ACQUIRED — FA '10
NFL EXPERIENCE — Rookie

38

**PRO**

Signed as a rookie free agent by the Steelers on April 26, 2010.

COLLEGE

Played defensive end for the Hokies...started out on special teams...saw increasing role on the defensive line in 2008...had his most successful season in 2009 as a senior...majored in sociology. **2009:** Played in all 13 games starting five...had 31 total tackles, five tackles for a loss, had 1.5 sacks and had seven quarterback hurries...was part of a defense that kept opponents to under 300 yards total offense per game and under 130 rushing yards per game...was part of a defense that forced 23 fumbles and totaled 31 sacks. **2008:** Had 12 total tackles and 1.5 tackles for a loss...also had a fumble recovery...earned Super Iron Hokie award during the 2007-2008 offseason...posted a personal best 600-pound squat...won the Coaches Award for the best defensive player during the spring. **2007:** Won the Richard Bullock Award as the most improved defensive player of the spring...saw action in all games except the season opener...played mostly on special teams...had five special teams tackles...played a season-high 23 snaps on defense against William & Mary...played a season-high 12 special teams' plays against Georgia Tech. **2006:** Played in eight games, recording an assisted tackle...worked a season-high 12 plays on defense against Duke...was in on 10 special teams plays in the Georgia Tech game...picked up Super Iron Hokie status during the 2005-2006 offseason...registered a position record for a linebacker with a 365-pound push jerk...also posted the

10th best all-time power clean for a Tech football player at 360 pounds...had a personal-best 415-pound bench press...contributed five tackles and blocked a punt in the Hokies second scrimmage of the spring. **2005:** Was redshirted while working at the mike linebacker position...gained Super Iron Hokie honors during the off-season...bench pressed 400 pounds and turned in the fifth-best push press on the team at 346 pounds...had a back squat of 570 pounds to go with a 36 1/2-inch vertical jump.

PERSONAL

Averaged more than 10 tackles per game as a senior linebacker for Kellam High School...forced five fumbles, recovered two fumbles and intercepted a pass...also played tailback and rushed for 927 yards and 20 touchdowns...helped the team to an 8-2 record on the way to first-team All-Beach District honors as both a linebacker and running back...named to the Virginia All-Group AAA first-team all-state team by the Associated Press as a linebacker...named to the AAA all-state second team as a linebacker by the VHSCA...named a first-team All-Tidewater selection by *The Norfolk Virginian-Pilot*...ranked the No. 20 player in the state by *The Roanoke Times*...ranked the No. 38 inside linebacker in the nation and the No. 16 player in the state by rivals.com...ranked the No. 19 player in the state of Virginia by SuperPrep...ranked the No. 20 player in the state by scout.com...rated the No. 40 player in the Mid-Atlantic Coast by Tom Lemming's Prep Football Report...ramped to PrepStar's postseason All-Atlantic Region team...a sprinter on the track team...son of Demetrius and Charmaine Taylor...Full name: Demetrius A Taylor.

Justin Thornton **S**

HEIGHT — 6-1
WEIGHT — 213
COLLEGE — Kansas
BIRTHDATE — July 13, 1987

BIRTHPLACE — Saint Joseph, Mo.
HOW ACQUIRED — FA '10
NFL EXPERIENCE — Rookie

46

**PRO**

Signed as a rookie free agent by the Steelers on April 26, 2010.

COLLEGE

Started as a backup in the secondary...started 28 games in his career...had his most successful season in 2009...majored in economics. **2009:** Started all 12 games in the secondary...had 80 tackles and 3.5 tackles for a loss...

had two sacks...had one interception...had one forced fumble and one fumble recovery...part of a defense that had 10 interceptions, 32 sacks and forced 18 fumbles. **2008:** Started the first seven games at free safety and the final five regular season games at left cornerback...finished fifth on the team with 63 tackles...led the team with 11 passes broken up...had one interception against Sam Houston State...tied for 38th in the NCAA with 1.00



Justin Thornton

passes defended per game...recorded at least five tackles in nine different games...best tackle game was nine at South Florida. **2007:** Tied for fourth in the Big 12 and 40th in the NCAA in interceptions per game [0.38]...played in all 13 games and started the final four games of the year at safety...registered 46 tackles on the season to rank seventh on the team...his five interceptions matched KU All-American Aqib Talib for the team lead...broke up nine passes to rank second on the team behind Talib...had one tackle for loss...interceptions came against Florida International, Baylor, Colorado, Nebraska and Virginia Tech...had a 16-tackle game against Missouri...recorded seven tackles at Colorado...had nine tackles in the first six games combined and 37 in the final seven contests combined. **2006:** Played in 12 games and had four starting assignments...finished fifth on the club with 46 total tackles...recorded one tackle for loss (vs. Northwestern State) and one interception (vs. South Florida)...broke up

four passes and forced two fumbles...had a season-high 10 tackles including seven solo stops in the game against Texas A&M. **2005:** Redshirted.

PERSONAL

Named all-state as a wide receiver after his senior season at Central High School...was named all-district, all-conference and all-city as both a wide receiver and defensive back in 2004...had 39 solo tackles and four interceptions, including three for touchdowns in 2004...collected 46 catches for 894 yards and 15 touchdowns during his senior season as a wide receiver...also ran the ball for 205 yards and a pair of touchdowns...best game was a six-touchdown performance, helping the Indians to a 56-30 victory against Oak Park...earned 10 varsity letters in football, basketball and track for CHS...son of Mitchell Thornton, Sr., and Tracy Turpin...has two sisters... Full name: Justin Michael Thornton.

Lindsey Witten OLB

HEIGHT — 6-4

WEIGHT — 250

COLLEGE — Connecticut

BIRTHDATE — April 28, 1988

BIRTHPLACE — Cleveland, Ohio

HOW ACQUIRED — FA '10

NFL EXPERIENCE — Rookie

**PRO**

Signed as a rookie free agent by the Steelers on April 26, 2010.

COLLEGE

Played as a true freshman up through his senior year in 2009...had a tremendous season in 2009 racking up 11 sacks and 14 tackles for a loss...majored in sociology. **2009:** Started all 13 games at defensive end...had 45 tackles and a team-high 14 tackles for a loss, which was first in the Big East...had a team-high 11 sacks, which was 10th best in the nation...had seven sacks in the first two games of the season...had two forced fumbles...had one interception...was named first-team All-Big East. **2008:** As a true junior, was a regular in the defensive end rotation...played in 11 games and made starts against Cincinnati (Oct. 25) and West Virginia (Nov. 1)...had 19 tackles with five sacks and six tackles for a loss...also registered three pass breakups, two QB hurries and a fumble recovery...had five tackles against both West Virginia and Hofstra (Aug. 28)...had two sacks against Hofstra. **2007:** Played in all 13 games as a reserve defensive end...made 23 tackles on the year, including 4.5 for a loss with two sacks...intercepted a pass and broke up three more...chipped in a TFL amongst his three tackles in the Meineke Car Care Bowl (Dec. 29)...made a season-high four stops against Syracuse (Nov. 17) including a TFL and broke up three passes...recorded three tackles

against Rutgers (Nov. 3)...shared a TFL against Akron (Sept. 29) as a part of a two-tackle day...intercepted a pass and made two stops at Pittsburgh (Sept. 22)...in the season-opener at Duke, both of his tackles were for a loss, one of them being a sack. **2006:** Played in all 12 games as a true freshman, starting each of the final six...recorded 39 tackles, six tackles for loss and 3.5 sacks...also broke up a pass...capped the year with a four-tackle day, including a TFL, at Louisville (Dec. 2)...had a season-high six tackles in each of four consecutive games (vs. Rutgers, Pittsburgh, Syracuse and Cincinnati)...added a 14-yard sack in the win over the Panthers...made four tackles against West Virginia (Oct. 20) in his first career start...had a total of seven tackles combined over the first six games when coming off of the bench.

PERSONAL



All-State honorable mention pick from Ohio who made 98 tackles and had 18 sacks in his senior year...his high school, Glenville, is one of the top programs in the state of Ohio as the Tarblooders had 15 Division I signees in Witten's senior class...Glenville advanced to the 2004 state Division one semifinals...older brother, Donte Whitner, started at strong safety for Ohio State and was picked in the first round of the 2006 NFL Draft (eighth overall) by the Buffalo Bills...Full name: Lindsey Rashaun Witten.

2010 Steelers Roster


NO	NAME	POS	HT	WT	DOB	AGE	EXP	COLLEGE	HOMETOWN	HOW ACO	'09 GP/GS
26	Allen, Will	S	6-1	200	06/16/78	32	7	Ohio State	Dayton, OH	FA '10	8/2
55	Bailey, Patrick	LB	6-4	235	11/18/81	28	3	Duke	Elmendorf, TX	FA '08	16/0
16	Batch, Charlie	QB	6-2	216	12/04/70	39	13	Eastern Michigan	Homestead, PA	FA '02	1/0
81	Battle, Arnaz	WR	6-1	208	02/21/76	34	8	Notre Dame	Dallas, TX	FA '10	15/0
87	Bright, Eugene	TE	6-4	268	04/17/81	29	1	Purdue	Bryn Mawr, PA	FA '09	0/0
77-0	Brooks, Dorian	OG	6-2	305	04/15/83	27	R	James Madison	Richmond, VA	FA '10	0/0
84	Brown, Antonio	WR	5-10	186	07/09/84	26	R	Central Michigan	Miami, FL	06b '10	0/0
27	Burnett, Joe	CB	5-10	192	11/27/82	27	2	Central Florida	Eustis, FL	05a '09	15/0
40	Butler, Crezdon	CB	6-0	191	05/25/83	27	R	Clemson	Asheville, NC	05b '10	0/0
25	Clark, Ryan	S	5-11	205	10/11/75	34	9	LSU	Marrero, LA	UFA '06 (Was)	15/15
74	Colon, Willie	OT	6-3	315	04/08/79	31	5	Hofstra	Bronx, NY	04a '06	16/16
10	Dixon, Dennis	QB	6-3	209	01/10/81	29	3	Oregon	San Leandro, CA	05 '08	1/1
41	Dwyer, Jonathan	RB	5-11	229	07/25/85	24	R	Georgia Tech	Marietta, GA	06a '10	0/0
93	Eason, Nick	DE	6-3	305	05/28/76	34	8	Clemson	Lyons, GA	FA '07	8/5
79	Essex, Trai	G/T	6-5	324	12/04/78	31	6	Northwestern	Fort Wayne, IN	03 '05	16/16
51	Farrar, James	LB	6-2	243	01/05/71	39	14	Virginia	Etrick, VA	UFA '02 (NYJ)	16/16
50	Foot, Larry	LB	6-1	239	06/11/76	34	9	Michigan	Detroit, MI	FA '10	14/14
73	Foster, Ramon	OT	6-6	325	01/06/82	28	2	Tennessee	Henning, TN	FA '09	14/4
57	Fox, Keyaron	LB	6-3	235	01/23/78	32	7	Georgia Tech	Atlanta, GA	UFA '08 (KC)	16/3
54	Frazier, Andre	LB	6-5	245	06/28/78	32	6	Cincinnati	Cincinnati, OH	FA '07	14/0
22	Gay, William	CB	5-10	190	12/31/80	29	4	Louisville	Tallahassee, FL	05b '07	16/14
90	Gibson, Thaddeus	LB	6-2	243	10/20/83	26	R	Ohio State	Euclid, OH	04 '10	0/0
19	Grisham, Tyler	WR	5-11	180	06/10/83	27	1	Clemson	Birmingham, AL	FA '09	4/0
98	Hampton, Casey	NT	6-1	325	09/02/73	36	10	Texas	Galveston, TX	01 '01	16/16
77-0	Harris, Sunny	DE	6-5	300	08/25/82	27	2	Oregon	Pensacola, FL	06 '09	0/0
31	Harris, Tuff	S	6-0	198	01/22/79	31	4	Montana	Colstrip, MT	FA '09	1/0
92	Harrison, James	LB	6-0	242	05/03/74	36	7	Kent State	Akron, OH	FA '04	16/16
62	Hartwig, Justin	C	6-5	312	11/20/74	35	9	Kansas	Mankato, MN	FA '08	16/16
66	Hills, Tony	OT	6-5	304	11/03/80	29	3	Texas	Houston, TX	04 '08	1/0
76	Hoke, Chris	NT	6-2	305	04/05/72	38	9	Brigham Young	Long Beach, CA	FA '01	16/0
96	Hood, Ziggy	DE	6-3	300	02/15/83	27	2	Missouri	Amarillo, TX	01 '09	16/0
85	Johnson, David	TE	6-2	260	08/25/83	26	2	Arkansas State	Pine Bluff, AR	07b '09	15/3
67	Jolly, Kyle	OT	6-6	300	07/21/83	26	R	North Carolina	Powhatan, VA	FA '10	0/0
99	Keisel, Brett	DE	6-5	285	09/18/74	35	9	Brigham Young	Greylburg, WY	07b '02	15/15
68	Kemoatua, Chris	G	6-3	344	01/03/79	31	6	Utah	Kahuka, HI	06 '05	12/12
4	Leftwich, Byron	QB	6-5	250	01/13/76	34	8	Marshall	Washington, DC	T '10 [Tam]	3/3
64	Legursky, Doug	C	6-1	315	06/08/82	28	2	Marshall	Beckley, WV	FA '08	9/0
23	Lewis, Keenan	CB	6-0	208	05/16/82	28	2	Oregon State	New Orleans, LA	03c '09	4/0
11	Logan, Stefan	WR	5-6	180	06/01/77	33	2	South Dakota	Miami, FL	FA '09	16/1
15	London, Brandon	WR	6-4	210	10/15/80	29	2	Massachusetts	Richmond, VA	FA '10	0/0
37	Madison, Anthony	CB	5-9	180	10/07/77	32	5	Alabama	Thomasville, AL	FA '09	5/0
20	McFadden, Bryant	CB	6-0	190	11/20/77	32	6	Florida State	Hollywood, FL	T '10 [Arz]	16/16
49	McHugh, Sean	TE	6-5	265	05/26/78	32	7	Penn State	University Heights, OH	FA '08	0/0
69	McLendon, Steve	DT	6-4	280	01/02/82	28	1	Troy	Ozark, AL	FA '09	0/0
34	Mendenhall, Rashard	RB	5-10	225	06/18/83	27	3	Illinois	Skokie, IL	01 '08	16/12
83	Miller, Heath	TE	6-5	256	10/21/78	31	6	Virginia	Swords Creek, VA	01 '05	16/16
21	Moore, Mewelde	RB	5-11	209	07/23/78	31	7	Tulane	Hammond, LA	UFA '08 (Min)	16/0
29	Mundy, Ryan	S	6-1	209	02/10/81	29	2	West Virginia	Pittsburgh, PA	06b '08	16/0
71-0	Paxson, Scott	DT	6-4	292	02/02/79	31	2	Penn State	Philadelphia, PA	FA '10	0/0
30	Pittman, David	DB	5-11	185	10/13/79	30	4	Northwestern State-LA	Gramercy, LA	FA '10	0/0
43	Polamalu, Troy	S	5-10	207	04/18/77	33	8	Southern California	Tennille, OR	01 '03	5/5
53	Pouncey, Maurkice	C	6-4	304	07/23/85	20	R	Florida	Lakeland, FL	01 '10	0/0
82	Randle El, Antwaan	WR	5-10	185	08/16/75	34	9	Indiana	Riverdale, IL	02 '02	16/3
33	Redman, Isaac	RB	6-0	230	11/09/80	29	1	Bowie State	Paulsboro, NJ	FA '09	0/0
3	Reed, Jeff	K	5-11	225	04/08/75	35	9	North Carolina	Charlotte, NC	FA '02	16/0
7	Roethlisberger, Ben	QB	6-5	241	03/01/78	32	7	SMU (OH)	Corywason, OH	01 '04	15/15
88	Sanders, Emmanuel	WR	5-11	180	03/16/83	27	R	MIAMI (OH)	Belville, TX	03 '10	0/0
71-0	Scott, Chris	OT	6-4	319	08/03/83	26	R	Tennessee	Riverdale, GA	05a '10	0/0
72	Scott, Jonathan	OT	6-6	318	01/09/79	31	4	Texas	Dallas, TX	FA '10	0/0
9	Sepulveda, Daniel	P	6-3	230	01/11/80	30	4	Baylor	Austin, TX	04a '07	16/0
91	Smith, Aaron	DE	6-5	298	04/18/72	38	12	Northern Colorado	Colorado Springs, CO	04 '99	5/5
89	Spaeth, Matt	TE	6-7	270	11/23/79	30	4	Minnesota	St. Michael, MN	03 '07	16/7
61	Stewart, Matt	LS	6-3	235	08/30/75	34	9	Vanderbilt	Columbus, OH	FA '10	0/0
78	Starks, Max	OT	6-8	345	01/09/78	32	7	Florida	Orlando, FL	03 '04	16/16
44	Summers, Frank	RB	5-10	240	09/05/81	28	1	UNLV	Oakland, CA	05b '09	2/1
47	Sylvester, Stevenson	LB	6-2	231	07/17/84	26	R	Utah	Las Vegas, NV	05c '10	0/0
38	Taylor, Demetrius	FB	6-0	273	11/25/82	27	R	Virginia Tech	Jacksonville, FL	FA '10	0/0
24	Taylor, Ike	CB	6-2	195	05/04/76	34	8	LA-Lafayette	Gretna, LA	04 '03	16/16
46	Thornton, Justin	S	6-1	213	07/12/83	27	R	Kansas	Saint Joseph, MO	FA '10	0/0
94	Timmons, Lawrence	LB	6-1	234	05/13/82	28	4	Florida State	Florence, SC	01 '07	14/13
65	Urbik, Kraig	G	6-5	323	09/22/81	28	2	Wisconsin	Hudson, WI	03a '09	0/0
28	Vincent, Justin	RB	5-10	219	01/24/79	31	2	LSU	Lake Charles, LA	FA '09	0/0
17	Wallace, Mike	WR	6-0	199	07/31/82	27	2	Mississippi	New Orleans, LA	03b '09	16/5
86	Ward, Hines	WR	6-0	205	03/07/72	38	13	Georgia	Forest Park, GA	03b '98	16/16
60	Warren, Greg	LS	6-3	252	10/17/77	32	6	North Carolina	Goldsboro, NC	FA '05	14/0
14	Williams, Isaiah	WR	6-2	205	01/29/83	27	1	Maryland	Montclair, NJ	FA '10	0/0
53	Williams, Johnny	LB	6-2	246	02/20/86	24	1	Kentucky	Jacksonville, FL	FA '10	0/0
48	Williams, Renaud	LB	6-0	228	02/22/77	33	5	Hofstra	Westbury, NY	FA '10	0/0
39	Witten, Lindsey	DLB	6-4	250	04/28/88	22	R	Connecticut	Cleveland, OH	FA '10	0/0
56	Woodley, LaMar	LB	6-2	265	11/02/80	29	4	Michigan	Saginaw, MI	02 '07	16/16
97	Worlds, Jason	LB	6-2	262	03/02/84	22	R	Virginia Tech	Carteret, NJ	02 '10	0/0
95	Worthington, Doug	DT	6-5	292	08/09/83	22	R	Ohio State	Atthol Springs, NY	07 '10	0/0

RESERVE/INJURED LIST

80	Sweed, Limas	WR	6-4	220	12/24/80	29	3	Texas	Brenham, TX	02 '08	9/0
----	--------------	----	-----	-----	----------	----	---	-------	-------------	--------	-----



'09 REVIEW



2009 Final Regular-Season Statistics (Won 9, Lost 7)

Schedule

Date	W-L	Score	Opponent
9/10	W	13-10	Tennessee Titans
9/20	L	17-14	at Chicago Bears
9/27	L	23-20	at Cincinnati Bengals
10/4	W	38-28	San Diego Chargers
10/11	W	28-20	at Detroit Lions
10/18	W	27-14	Cleveland Browns
10/25	W	27-17	Minnesota Vikings
11/9	W	28-10	at Denver Broncos
11/15	L	18-12	Cincinnati Bengals
11/22	L	27-24	at Kansas City Chiefs
11/29	L	20-17	at Baltimore Ravens
12/6	L	27-24	Oakland Raiders
12/10	L	13-6	at Cleveland Browns
12/20	W	37-36	Green Bay Packers
12/27	W	23-20	Baltimore Ravens
1/3	W	30-24	at Miami Dolphins

Team Statistics

	Pittsburgh	Opponent
Total First Downs	331	274
Rushing	96	70
Passing	210	186
Penalty	25	18
3rd Down: Made/Att	80/203	96/227
3rd Down Pct.	39.4%	42.3%
4th Down: Made/Att	8/12	7/10
4th Down Pct.	66.7%	70.0%
Possession Avg.	32:13	27:47
Total Net Yards	5941	4885
Avg. Per Game	371.3	305.3
Total Plays	1014	967
Avg. Per Play	5.9	5.1
Net Yards Rushing	1793	1438
Avg. Per Game	112.1	89.9
Total Rushes	428	372
Net Yards Passing	4148	3447
Avg. Per Game	259.3	215.4
Sacked/Yards Lost	50/348	47/314
Gross Yards	4496	3761
Attempts/Completions	536/351	548/319
Completion Pct.	65.5%	58.2%
Had Intercepted	14	12
Punts/Average	72/42.7	86/42.8
Net Punting Avg.	37.1	37.8
Penalties/Yards	85/769	102/903
Fumbles/Ball Lost	21/11	21/10
Touchdowns	41	37
Rushing	10	7
Passing	28	22
Returns	3	8

Score by Period

	01	02	03	04	OT	Pts
Steelers	81	126	61	97	3	368
Opponents	52	75	56	135	6	324

Passing

	Att	Cmp	Yds	Cmp%	TD	Int	Long	Sack/Lost	Rating
Roethlisberger	506	337	4328	66.6%	26	12	60t	50/348	100.5
Dixon	26	12	145	46.2%	1	1	33t	0/0	60.6
Batch	2	1	17	50.0%	0	0	17	0/0	79.2
Moore	1	1	6	100.0%	1	0	6t	0/0	131.3
Holmes	1	0	0	0.0%	0	1	0	0/0	0.0
Steelers	536	351	4496	65.5%	28	14	60t	50/348	98.1
Opponents	548	319	3761	58.2%	22	12	83t	47/314	83.5

Scoring

	TD	Ru	Pa	Rt	PAT	FG	2Pt	Pts
Reed	0	0	0	0	41/41	27/31	0	122
Mendenhall	8	7	1	0	0/0	0/0	0	48
Ward	6	0	6	0	0/0	0/0	0	36
Wallace	6	0	6	0	0/0	0/0	0	36
Miller	6	0	6	0	0/0	0/0	0	36
Holmes	5	0	5	0	0/0	0/0	0	30
Moore	2	0	2	0	0/0	0/0	0	12
Roethlisberger	2	0	0	0	0/0	0/0	0	12
Carter	1	0	0	1	0/0	0/0	0	6
Dixon	1	1	0	0	0/0	0/0	0	6
Parker	1	0	1	0	0/0	0/0	0	6
Fox	1	0	0	1	0/0	0/0	0	6
Woodley	1	0	0	1	0/0	0/0	0	6
Spaeth	1	0	1	0	0/0	0/0	0	6
Steelers	41	10	28	3	41/41	27/31	0	368
Opponents	37	7	22	8	32/32	22/29	2	324

2-Pt. Conversions: Steelers 0/0, Opponents: 2/5
Sacks: Woodley 13.5, Harrison 10.0, Timmons 7.0, Keisel 3.0, Farnior 3.0, Hampton 2.5, Smith 2.0, Taylor 1.0, Kirschke 1.0, Gay 1.0, Hood 1.0, Carter 1.0
Steelers: 46.0, **Opponents:** 50.0

Rushing

	No.	Yds	Avg	Long	TD
Mendenhall	242	1108	4.6	60	7
Parker	98	389	4.0	34	0
Moore	35	118	3.4	15	0
Roethlisberger	40	82	2.1	15	2
Wallace	5	48	9.6	21	0
Dixon	3	27	9.0	24t	1
Davis	2	15	7.5	14	0
Holmes	3	6	2.0	7	0
Steelers	428	1793	4.2	60	10
Opponents	372	1438	3.9	37	7

Receiving

	No.	Yds	Avg	Long	TD
Ward	95	1167	12.3	54	6
Holmes	79	1248	15.8	57	5
Miller	76	789	10.4	41	6
Wallace	39	756	19.4	60t	6
Mendenhall	25	261	10.4	26	1
Moore	21	153	7.3	19t	2
Parker	6	64	10.7	27t	1
Spaeth	5	25	5.0	9	1
Johnson	2	9	4.5	5	0
Grisham	1	14	14.0	14	0
Sweet	1	5	5.0	5	0
Logan	1	5	5.0	5	0
Steelers	351	4496	12.8	60t	28
Opponents	319	3761	11.8	83t	22

Interceptions

	No.	Yds	Avg	Long	TD
Polamalu	3	17	5.7	16	0
Clark	3	0	0.0	0	0
Carter	2	53	26.5	48t	1
Fox	1	82	82.0	82t	1
Taylor	1	20	20.0	20	0
Farnior	1	18	18.0	18	0
Townsend	1	-1	-1.0	-1	0
Steelers	12	189	15.8	82t	2
Opponents	14	398	28.4	94	2

Punting

	No.	Yds	Avg	Net	TB	In	Lg	B
Sepulveda	72	3074	42.7	37.1	4	29	60	0
Steelers	72	3074	42.7	37.1	4	29	60	0
Opponents	86	3684	42.8	37.8	7	28	63	0

Punt Returns

	Ret	FC	Yds	Avg	Long	TD
Logan	30	15	280	9.3	25	0
Moore	3	9	3	1.0	2	0
Holmes	2	1	6	3.0	3	0
Harrison	1	0	1	1.0	1	0
Steelers	36	25	290	8.1	25	0
Opponents	33	18	325	9.8	55	0

Kickoff Returns

	No.	Yds	Avg	Long	TD
Logan	55	1465	26.7	83	0
Moore	4	44	11.0	13	0
Burnett	3	23	7.7	13	0
Wallace	1	26	26.0	26	0
Davis	1	13	13.0	13	0
Mendenhall	1	8	8.0	8	0
Spaeth	1	1	1.0	1	0
Eason	0	0	0	0	0
Steelers	66	1581	24.0	83	0
Opponents	74	1795	24.3	98t	4

Field Goals

	1-19	20-29	30-39	40-49	50+
Reed	1/1	7/7	15/16	4/5	0/2
Steelers	1/1	7/7	15/16	4/5	0/2
Opponents	1/1	9/9	4/7	8/9	0/3
Fumbles Lost: Roethlisberger 3, Mendenhall 3, Logan 2, Wallace 1, Ward 1, Parker 1 Total: 11					
Opponent Fumble Recoveries: Harrison 2, Keisel 2, Taylor 1, Fox 1, Woodley 1, Hood 1, Farnior 1, Carter 1 Total: 10					



2009 Final Regular-Season Statistics

MEDIA INFORMATION

FOOTBALL STAFF

2010 PLAYERS

2009 IN REVIEW

STEELERS HISTORY

RECORDS



Defense and Special Teams

Player	DEFENSE										SPECIAL TEAMS					
	U	A	Tot	Sacks/Yds.	QH/P	Int./Yds.	PD	FF	FR		U	A	Tot	FF	FR	BL
Famior	89	37	126	3.0/21.0	9/7	1/18	3	1	1		0	0	0	0	0	0
Clark	110	0	110	0.0/0.0	0/1	3/0	9	0	0		0	0	0	0	0	0
Gay	91	0	91	1.0/6.0	0/2	0/0	16	1	0		4	1	5	0	0	0
Timmons	65	22	87	7.0/67.0	2/10	0/0	8	3	0		4	1	5	0	0	0
Woodley	62	22	84	13.5/81.5	17/17	0/0	6	1	1		0	0	0	0	0	0
J. Harrison	54	20	74	10.0/62.0	15/20	0/0	2	5	2		0	0	0	0	0	0
Carter	72	0	72	1.0/1.0	0/2	2/53	6	1	1		0	2	2	0	0	0
Taylor	63	0	63	1.0/8.0	1/1	1/20	14	0	2		2	0	2	0	0	0
Keisel	43	20	63	3.0/21.0	7/22	0/0	3	1	1		0	0	0	0	0	0
Hampton	30	12	42	2.5/22.5	2/13	0/0	0	0	0		0	0	0	0	0	0
Townsend	30	0	30	0.0/0.0	1/1	1/1	6	0	0		0	0	0	0	0	0
Fox	19	9	28	0.0/0.0	0/1	1/82	0	0	1		17	10	27	0	0	0
Kirschke	20	5	25	1.0/5.0	0/10	0/0	0	0	0		0	0	0	0	0	0
Polamalu	20	0	20	0.0/0.0	0/1	3/16	5	0	0		0	0	0	0	0	0
Eason	17	1	18	0.0/0.0	0/5	0/0	0	0	0		0	0	0	0	0	0
Smith	9	4	13	2.0/13.0	1/14	0/0	0	0	0		0	0	0	0	0	1
Mundy	7	0	7	0.0/0.0	0/0	0/0	1	0	0		16	3	19	0	1	0
Hood	3	4	7	1.0/2.0	3/5	0/0	1	0	1		0	0	0	0	0	0
Ratliff	4	0	4	0.0/0.0	0/0	0/0	2	0	0		5	0	5	0	0	0
Hoke	3	1	4	0.0/0.0	1/2	0/0	0	0	0		0	0	0	0	0	0
Burnett	3	0	3	0.0/0.0	0/0	0/0	0	0	0		8	4	12	0	0	0
Boiman	0	1	1	0.0/0.0	0/0	0/0	0	0	0		2	4	6	0	0	0
Frazier	0	0	0	0.0/0.0	0/0	0/0	0	0	0		12	6	18	0	0	0
Bailey	0	0	0	0.0/0.0	0/0	0/0	0	0	0		10	1	11	0	0	0
Logan	0	0	0	0.0/0.0	0/0	0/0	0	0	0		9	3	12	0	0	0
A. Harrison	0	0	0	0.0/0.0	0/0	0/0	0	0	0		4	4	8	0	0	0
Madison	0	0	0	0.0/0.0	0/0	0/0	0	0	0		6	2	8	0	0	0
Sepulveda	0	0	0	0.0/0.0	0/0	0/0	0	0	0		4	1	5	0	0	0
Davis	0	0	0	0.0/0.0	0/0	0/0	0	0	0		2	0	2	0	0	0
Lewis	0	0	0	0.0/0.0	0/0	0/0	0	0	0		1	0	1	0	0	0
Sweed	0	0	0	0.0/0.0	0/0	0/0	0	0	0		1	0	1	0	0	0
Reed	0	0	0	0.0/0.0	0/0	0/0	0	0	0		1	0	1	0	0	0
Ivy	0	0	0	0.0/0.0	0/0	0/0	0	0	0		0	1	1	0	0	0
Woods	0	0	0	0.0/0.0	0/0	0/0	0	0	0		0	1	1	0	0	0
Team	0	0	0	1.0/3.0	0/0	0/0	0	0	0		0	0	0	0	0	0
TOTALS	814	158	972	47.0/315.0	59/139	12/189	82	13	10		108	44	152	0	1	1
OPPONENTS	651	264	915	50.0/349.0	53/38	13/372	69	13	9		86	20	106	3	5	0

Steelers 2009 Attendance

Attendance at Heinz Field

The Steelers drew 507,882 fans to their eight home games during the 2009 season, averaging 63,458 per home game. That average set a new team single-season record.

Pittsburgh broke the team's single-game attendance record in its Week 7 victory over the Minnesota Vikings in front of 65,597 fans.

The Steelers have sold out 293 straight games at home, dating back to Nov. 5, 1972 versus Cincinnati.

Below are the Steelers' all-time home attendance figures since 1970:

All-Time Attendance Figures

REGULAR SEASON

Year	Games	Total Attendance	Avg.	Year	Games	Total Attendance	Avg.
1970	7	318,698	45,528	1990	8	434,769	54,346
1971	7	323,812	46,259	1991	8	406,935	50,867
1972	7	340,549	48,650	1992	8	427,782	53,410
1973	8	377,351	47,169	1993	8	440,927	55,116
1974	7	325,457	46,494	1994	8	461,272	57,659
1975	7	341,205	48,744	1995	8	455,913	56,989
1976	7	330,620	47,231	1996	8	466,944	58,368
1977	7	337,156	48,165	1997	8	462,532	57,817
1978	8	380,258	47,532	1998	8	464,619	58,077
1979	8	391,931	48,991	1999	8	416,618	52,077
1980	8	424,106	53,013	2000	8	440,428	55,053
1981	8	420,964	52,621	2001	8	499,191	62,399
1982*	4	208,890	52,223	2002	8	490,274	61,284
1983	8	462,587	57,823	2003	8	477,584	59,698
1984	8	447,288	55,911	2004	8	507,385	63,423
1985	8	436,069	54,509	2005+	8	507,434	63,429
1986	8	414,937	51,867	2006	8	499,461	62,433
1987**	7	353,402	50,586	2007	8	496,675	62,084
1988	8	396,044	49,506	2008	8	503,125	62,890
1989	8	383,494	47,937	2009	8	507,882 +	63,458 +

* Played four home games due to players' strike

** Played seven home games due to players' strike

+ Team Record





Steelers 2009 Attendance

Breakdown Of 2009 Attendance

The Steelers drew an average of 63,458 fans to each home game in 2009, the most in team history. It marked the 16th time in the last 17 seasons that the Steelers have averaged more than 55,000 fans at each home game.

The Steelers continued to be one of the most popular road teams in 2009. Pittsburgh drew 543,504 fans on the road, an average of 67,938 fans per game.

The team road record was set in 2003, when the Steelers drew a total of 574,929 fans, an average of 71,866.



2009 Regular-Season Attendance Numbers

Home		Road	
1. Tennessee	(65,110)	Chicago	(62,231)
2. San Diego	(64,045)	Cincinnati	(64,538)
3. Cleveland	(64,398)	Detroit	(59,333)
4. Minnesota	(65,597)	Denver	(76,716)
5. Cincinnati	(65,392)	Kansas City	(70,261)
6. Oakland	(61,820)	Baltimore	(71,314)
7. Green Bay	(57,452)	Cleveland	(69,009)
8. Baltimore	(64,068)	Miami	(70,102)

Top 10 Home Crowds in Steelers History

The Steelers posted two of their top three single-game home attendance marks during the 2009 season.

The Steelers set the single-game home attendance record (65,597) in the Week 7 victory over the Minnesota Vikings.

In Week 10, the Steelers entertained the AFC North Division rivals, the Cincinnati Bengals, in front of 65,392, the third-highest single-game attendance mark in team history.

The Steelers overall attendance record at Three Rivers Stadium was 61,545 during the 1994 AFC Championship Game (Jan. 15, 1995) versus the San Diego Chargers. Pittsburgh's top regular-season attendance figure at Three Rivers was 60,808 on Dec. 18, 1994, versus the Cleveland Browns.

	Date	Opponent	Attendance
1.	Oct. 25, 2009	Minnesota	65,597
2.	Jan. 18, 2009	Baltimore*	65,350
3.	Nov. 15, 2009	Cincinnati	65,392
4.	Jan. 23, 2005	New England*	65,242
5.	Sept. 10, 2009	Tennessee	65,110
6.	Oct. 26, 2008	N.Y. Giants	64,991
7.	Nov. 7, 2004	Philadelphia	64,975
8.	Sept. 7, 2006	Miami	64,927
9.	Sept. 24, 2006	Cincinnati	64,922
10.	Jan. 15, 2005	N.Y. Jets*	64,915

*Bold indicates 2009 season * Playoff Game*



Game 1 Pittsburgh 13, Tennessee 10

September 10, 2009 Heinz Field (65,110)



PITTSBURGH — The Steelers' streak of consecutive victories on Kickoff Weekend stretched to seven with their 13-10 overtime defeat of the Tennessee Titans at Heinz Field.

The Steelers won the coin toss in overtime and **QB Ben Roethlisberger** made sure the Titans would never touch the football. On the winning drive he completed five-of-seven passes for 60 yards, the final strike a 22-yard completion over the middle to rookie **WR Mike Wallace**, before K Jeff Reed won the game with a 33-yard field goal.

Neither team scored in a first quarter which saw both teams exchange interceptions and Tennessee K Rob Bironas misfire on a 37-yard field goal attempt. Steelers' **S Troy Polamalu** hauled in a one-handed interception of a QB Kerry Collins pass intended for WR Kenny Britt while Titans' S Vincent Fuller returned the favor by intercepting Roethlisberger on the ensuing Steelers' possession.

Pittsburgh was able to strike first late in the second quarter. Roethlisberger led a five-play, 79-yard drive that included a 29-yard hookup with **WR Hines Ward**

followed on the next play by a 34-yard touchdown strike to **WR Santonio Holmes**.

Tennessee answered the Steelers' score with one of their own 34 seconds later when Collins hit WR Justin Gage on a 14-yard touchdown toss to tie the score at 7-7. Gage's score was set up by a long 57-yard completion from Collins to Britt.

The third quarter went by scoreless before Tennessee took their first and only lead of the evening when Bironas knocked home a 45-yard field goal to make the score 10-7. Just as the Titans had in the first half, Pittsburgh promptly evened things up the next time they had the ball as Reed hit a 32-yard field goal to make the score 10-10.

Pittsburgh appeared to be in position to win in regulation but Ward fumbled at the Tennessee four-yard line following a 30-yard reception to end that threat.

Roethlisberger finished the contest completing 33-of-43 passes (76.7 pct.) for 363 yards with one touchdown and two interceptions. Holmes caught nine passes for 131 yards (14.6 avg.) with one touchdown while Ward also hit the century mark with eight receptions for 103 yards (12.9 avg.).

Polamalu registered the Steelers' only interception and **LB James Farrior** posted the only sack. **DE Aaron Smith** blocked a 31-yard field goal attempt by Bironas in the second quarter.

Game Summary

	1	2	3	4	F	
Titans (0-1)	0	7	0	3	0	10
STEELERS (1-0)	0	7	0	3	3	13

TEAM	Q	TIME	PLAY	DRIVE	SCORE
PIT	2	1:22	Holmes 34 pass from Roethlisberger (Reed kick)	5:29; 0:52	7-0
TEN	2	0:48	Gage 14 pass from Collins (Bironas kick)	3:71; 0:34	7-7
TEN	4	11:03	Bironas 45 FG	7:36; 3:48	7-10
PIT	4	2:57	Reed 32 FG	12:56; 8:06	10-10
PIT	OT	10:28	Reed 33 FG	10:63; 4:32	13-10

Team Statistics

	Titans	Steelers
1st Downs	18 (2-14-2)	19 (1-18-0)
3rd Downs	4-13 (31%)	4-14 (29%)
4th Downs	0-0 (0%)	0-0 (0%)
Total Net Yards	320	357
Plays-Avg.	61-5.2	70-5.1
Rushing Yards	86	36
Rush Att.-Avg.	25-3.4	23-1.6
Passing Yards	234	321
Att.-Comp.-Int.	35-22-1	43-33-2
Sacks By	4-42	1-10
Punts-Avg.	5-44.6	7-42.7
Penalties	5-28	6-60
Fumbles-Lost	2-1	1-1
Time of Poss.	28:21	36:11

Individual Statistics

RUSHING: Ten. — Johnson 15-57; White 8-28; Collins 2-1. Pit. — Parker 13-19; Moore 5-8; Mendenhall 4-6; Roethlisberger 1-3.

PASSING: Ten. — Collins 35-22-1, 244, 1TD. Pit. — Roethlisberger 43-33-2, 363, 1TD.

RECEIVING: Ten. — Gage 7-78, 1TD; Scaife 5-48; Britt 4-85; Crumpler 2-5; Washington 1-8; White 1-5; Hall 1-4. Pit. — Holmes 9-131, 1TD; Ward 8-103; Miller 8-64; Moore 4-28; Wallace 3-32; Parker 1-5.



Game 2 **Chicago 17**, **Pittsburgh 14**

September 20, 2009 Soldier Field (62,231)



CHICAGO — The Chicago Bears capped a 10-point fourth quarter with K Robbie Gould converting a 44-yard field goal attempt with 15 seconds remaining in regulation to defeat the Pittsburgh Steelers 17-14 at Soldier Field. Pittsburgh fell to 1-1 on the season with the loss.

Pittsburgh stormed out of the gate early, forcing the Bears into a three-and-out on the opening possession of the game, and proceeding to drive the ball 92 yards in 13 plays before **QB Ben Roethlisberger** scrambled on fourth-and-one at the Chicago one-yard line and found **TE Matt Spaeth** open in the back of the end zone for a 7-0 Steelers' lead.

Roethlisberger completed 8-of-9 passes on the drive for 83 yards, including 24- and 19-yard hookups with **WR Santonio Holmes**, a 19-yard strike to **WR Hines Ward** and a 15-yard completion to **TE Heath Miller**.

The Steelers appeared poised to carry that lead into the half when rookie **CB Joe Burnett**, making his NFL debut, downed a 58-yard punt from **P Daniel Sepulveda** at the Bears' three-yard line. Bears **QB Jay Cutler** had other ideas as he marched the Bears 97 yards in 13 plays before hooking up with **TE Kellen Davis** for

a six-yard touchdown reception with 19 seconds remaining in the first half to tie the score, 7-7.

Roethlisberger and the Steelers regained a seven-point advantage in the third quarter when the Steelers' signal-caller faked a handoff to **RB Rashard Mendenhall** and dove in the end zone around left end for a two-yard touchdown run to make the score 14-7 in favor of Pittsburgh. On the previous play, Mendenhall ran 39 yards to set up the score.

Chicago tied the score midway through the fourth quarter following a 38-yard missed field goal attempt by Steelers' **K Jeff Reed**. Cutler led the Bears on a nine-play, 72-yard drive that ended with him firing a laser to rookie **WR Johnny Knox** for a seven-yard touchdown strike to knot the score at 14-14.

The Steelers had a chance to take the lead back from the Bears but Reed misfired again, this time from 43 yards, giving Chicago one final possession. Cutler took advantage, moving the ball to the Steelers' 27-yard line before Gould nailed a 44-yard attempt to give Chicago the 17-14 victory.

Roethlisberger completed 23-of-35 attempts (65.7 pct.) for 221 yards with one touchdown and one interception. He also added his first rushing score of the season. **RB Willie Parker** rushed 14 times for 47 yards (3.4 avg.) while Ward totaled six receptions for 57 yards (9.5 avg.).

Game Summary

	1	2	3	4	F
STEELERS (1-1)	7	0	7	0	14
Bears (1-1)	0	7	0	10	17
TEAM	Q	TIME	PLAY	DRIVE	SCORE
PIT	1	4:58	Spaeth 1 pass from Roethlisberger (Reed kick)	13-92; 8:03	7-0
CHI	2	0:19	Davis 6 pass from Cutler (Gould kick)	13-97; 5:57	7-7
PIT	3	5:26	Roethlisberger 2 run (Reed kick)	4-69; 1:30	14-7
CHI	4	6:21	Knox 7 pass from Cutler (Gould kick)	9-72; 5:16	14-14
CHI	4	0:15	Gould 44 FG	8-41; 3:03	14-17

Team Statistics

	Steelers	Bears
1st Downs	21 (7-13-1)	17 (2-13-2)
3rd Downs	6-12 (50%)	7-14 (50%)
4th Downs	1-1 (100%)	0-0 (0%)
Total Net Yards	308	275
Plays-Avg.	59-5.2	57-4.8
Rushing Yards	105	43
Rush Att.-Avg.	22-4.8	18-2.4
Passing Yards	203	232
Att.-Comp.-Int.	35-23-1	38-27-0
Sacks By	1-4	2-18
Punts-Avg.	3-54.3	6-45.8
Penalties	6-52	10-80
Fumbles-Lost	1-1	1-0
Time of Poss.	30:26	29:34

Individual Statistics

RUSHING: Pit. — Parker 14-47; Mendenhall 3-39; Moore 2-13; Roethlisberger 3-6, 1 TD. Chi. — Forte 13-29; Peterson 3-16; Cutler 2-(-2).
PASSING: Pit. — Roethlisberger 35-23-1, 221, 1 TD. Chi. — Cutler 38-27-0, 236, 2 TDs.
RECEIVING: Pit. — Ward 6-57; Holmes 5-83; Miller 3-27; Moore 3-15; Wallace 2-13; Spaeth 2-10, 1 TD; Mendenhall 1-13; Parker 1-3. Chi. — Knox 6-70, 1 TD; Davis 5-38, 1 TD; Forte 5-33; Hester 4-21; Olsen 3-41; Bennett 2-22; Peterson 2-11.

Game 3 Cincinnati 23, Pittsburgh 20

September 27, 2009 Paul Brown Stadium (64,538)



CINCINNATI — The Cincinnati Bengals overcame an 11-point fourth quarter deficit and defeated the Steelers, 23-20, on a late four-yard scoring strike from QB Carson Palmer to WR Andre Caldwell. The loss dropped the Steelers' record to 1-2.

Pittsburgh looked dominant in the first quarter, scoring on each of their first three possessions en route to a 13-0 lead. After one quarter of play the Steelers outgained the Bengals 143 yards to minus-10.

The Steelers forced Cincinnati into a three-and-out on their opening drive then proceeded to march the ball all the way to the Bengals' one-yard line before the drive stalled and **K Jeff Reed** connected on a 19-yard field goal for a 3-0 Steelers' lead.

Pittsburgh's lead grew to 13-0 when QB **Ben Roethlisberger** found RB **Willie Parker** for a 27-yard touchdown pass and Reed converted another field goal from 24 yards.

Cincinnati finally got on the board late in the first half after they forced the Steelers to turn the ball over on downs at the Cincinnati 35-yard line. The Bengals moved the ball 49 yards in seven plays before K Shayne Graham nailed a 34-

yard field goal to cut the Steelers' lead to 13-3 at the half.

The Bengals chipped at the Steelers' lead when CB Jonathan Joseph intercepted a Roethlisberger pass and went 30 yards untouched for a defensive score. Cincinnati missed the extra point but got to within four points, 13-9.

Roethlisberger put the Steelers ahead, 20-9, as he plunged into the end zone on a QB sneak from one-yard out with three minutes to play in the third.

Bengals' RB Cedric Benson gave the Bengals their first offensive score of the afternoon when he scored on a 23-yard run to make the score 20-15. Cincinnati's two-point attempt failed.

After Cincinnati stopped the Steelers with 5:26 to play in regulation, they went on a 16-play, 71-yard drive that took up five minutes and ended with Palmer finding Caldwell for a four-yard touchdown reception. Palmer's two-point pass completion to RB Brian Leonard made it 23-20 Cincinnati, and the Bengals had completed the comeback.

Roethlisberger completed 22-of-31 passes (71.0 pct.) for 276 yards with one touchdown and one interception. Rookie WR **Mike Wallace** caught seven passes for 102 yards (14.6 avg.), his first career 100-yard receiving game. WR **Hines Ward** caught four passes for 82 yards (20.5 avg.) and became the first receiver in team history to go over 10,000 career receiving yards with his 14-yard reception in the second quarter.

Game Summary

	1	2	3	4	F
STEELERS (1-2)	10	3	7	0	20
Bengals (2-1)	0	3	6	14	23

TEAM	Q	TIME	PLAY	DRIVE	SCORE
PIT	1	6:55	Reed 19 FG	11:79; 6:25	3-0
PIT	1	1:02	Parker 27 pass from Roethlisberger (Reed kick)	8:64; 4:26	10-0
PIT	2	12:44	Reed 24 FG	5:55; 2:03	13-0
CIN	2	0:00	Graham 34 FG	7:49; 1:06	13-3
CIN	3	13:35	Joseph 30 interception return (missed PAT)	—; —	13-9
PIT	3	3:00	Roethlisberger 1 run (Reed kick)	11:75; 6:43	20-9
CIN	4	9:14	Benson 23 run [failed 2-pt. conversion]	6:85; 3:31	20-15
CIN	4	0:14	Caldwell 4 pass from Palmer [2-pt. conversion converted - Palmer to Leonard pass]	16:71; 5:00	20-23

Team Statistics

	Steelers	Bengals
1st Downs	17 (71-0)	19 (51-2)
3rd Downs	6-12 (50%)	3-12 (25%)
4th Downs	0-1 (0%)	3-3 (100%)
Total Net Yards	373	273
Plays-Avg.	60-6.2	58-4.7
Rushing Yards	102	100
Rush Att.-Avg.	28-3.6	19-5.3
Passing Yards	271	173
Att.-Comp.-Int.	31-22-1	37-20-0
Sacks By	2-10	1-5
Punts-Avg.	2-42.5	5-40.8
Penalties	5-51	4-30
Fumbles-Lost	0-0	0-0
Time of Poss.	34:42	25:18

Individual Statistics

RUSHING: Pit. — Parker 25-93; Moore 1-6; Roethlisberger 2-3, 1 TD. Cin. — Benson 16-76, 1 TD; Crocker 1-21; Johnson 1-2; Palmer 1-1.

PASSING: Pit. — Roethlisberger 31-22-1, 276, 1 TD. Cin. — Palmer 37-20-0, 183, 1 TD.

RECEIVING: Pit. — Wallace 7-102; Miller 5-20; Ward 4-82; Parker 2-36, 1 TD; Holmes 1-18; Spaeth 1-7; Moore 1-6; Sneed 1-5. Cin. — Caldwell 6-52, 1 TD; Ochocinco 5-54; Coles 5-34; Henry 1-19; Leonard 1-11; Coats 1-8; Benson 1-5.



Game 4 Pittsburgh 38, San Diego 28

October 4, 2009 Heinz Field (64,045)



PITTSBURGH — Pittsburgh snapped a two-game losing streak and held off a fiery San Diego team by posting a 38-28 victory over the Chargers at Heinz Field. The win improved the Steelers record to 2-2.

Pittsburgh controlled the game throughout both on the ground and in the air. The Steelers jumped out to a 14-0 first quarter lead when **RB Rashard Mendenhall**, filling in for the injured **RB Willie Parker**, scored from one yard out and **RB Mewelde Moore** hauled in a 19-yard strike from **QB Ben Roethlisberger** later in the quarter.

The Steelers upped their lead to 21-0 at the half when Mendenhall scored his second touchdown of the game with less than two minutes remaining in the second quarter.

Pittsburgh stretched its lead to 28-0 midway through the third quarter when **TE Heath Miller** made an over-the-shoulder catch for a six-yard touchdown from Roethlisberger.

San Diego began to chip away at the lead as QB Philip

Rivers hit **TE Antonio Gates** for a three-yard score in the third quarter and **FB Jacob Hester** returned a fumbled punt 41 yards for a score early in the fourth to make it 28-14.

The Steelers responded and took a 35-14 lead with 7:18 left in the game as Moore tossed a six-yard pass to Miller in the back of the end zone.

Once again, the Chargers made it interesting and narrowed the gap to 35-28 with a pair of touchdowns over a two-minute span with less than five minutes remaining in the game.

K Jeff Reed sealed the Steelers' victory with a 46-yard field goal with 43 seconds remaining, giving Pittsburgh the 10-point win.

Pittsburgh outgained the Chargers, 497-251, in total offense (177-16 in rushing yards).

Mendenhall finished with a career-high 165 yards rushing on 29 carries (5.7 avg.) with two touchdowns. Roethlisberger was 26-for-33 for 333 yards with two touchdowns and no interceptions (128.9 passer rating) while **WR Hines Ward** caught eight passes for 113 yards (14.1 avg.).

LB James Harrison posted two sacks and forced a fumble while **DE Aaron Smith** added his second sack of the season.

Game Summary

	1	2	3	4	F
Chargers (2-2)	0	0	7	21	28
STEELERS (2-2)	14	7	7	10	38

TEAM	Q	TIME	PLAY	DRIVE	SCORE
PIT	1	11:49	Mendenhall 1 run (Reed kick)	6-79; 3:11	7-0
PIT	1	4:08	Moore 19 pass from Roethlisberger (Reed kick)	11-75; 6:27	14-0
PIT	2	1:28	Mendenhall 2 run (Reed kick)	13-79; 6:07	21-0
PIT	3	7:48	Miller 6 pass from Roethlisberger (Reed kick)	8-81; 5:01	28-0
SD	3	1:33	Gates 3 pass from Rivers (Kaeding kick)	13-79; 6:15	28-7
SD	4	12:37	Hester 41 fumble return (Kaeding kick)	—; —	28-14
PIT	4	7:18	Miller 6 pass from Moore (Reed kick)	8-70; 5:19	35-14
SD	4	5:48	Gates 30 pass from Rivers (Kaeding kick)	4-67; 1:30	35-21
SD	4	4:31	Chambers 13 pass from Rivers (Kaeding kick)	3-54; 1:17	35-28
PIT	4	0:43	Reed 46 FG	10-51; 3:48	38-28

Team Statistics

	Chargers	Steelers
1st Downs	17 (11-5-1)	32 (11-19-1)
3rd Downs	3-9 (33%)	8-12 (67%)
4th Downs	0-0 (0%)	1-1 (100%)
Total Net Yards	251	497
Plays-Avg.	47-5.3	73-6.8
Rushing Yards	16	177
Rush Att.-Avg.	8-2.0	36-4.9
Passing Yards	235	320
Att.-Comp.-Int.	36-21-0	34-27-0
Sacks By	3-19	3-19
Punts-Avg.	6-48.5	2-42.0
Penalties	3-20	6-59
Fumbles-Lost	1-1	4-2
Time of Poss.	19:40	40:20

Individual Statistics

RUSHING: S.D. — Tomlinson 7-15; Rivers 1-1. Pit. — Mendenhall 29-165, 2 TDs; Holmes 1-7; Roethlisberger 4-3; Moore 2-2.
PASSING: S.D. — Rivers 36-21-0, 254, 3 TDs. Pit. — Roethlisberger 33-26-0, 333, 2 TDs; Moore 1-1-0, 6, 1 TD.
RECEIVING: S.D. — Gates 9-124, 2 TDs; Jackson 4-56; Chambers 4-39, 1 TD; Naanee 2-20; Sproles 1-16; Tomlinson 1-[-1]. Pit. — Ward 8-113; Miller 8-70, 2 TDs; Holmes 4-52; Moore 3-31, 1 TD; Wallace 2-47; Mendenhall 2-26.

Game 5 Pittsburgh 28, Detroit 20

October 11, 2009 Ford Field (59,333)



DETROIT — The Pittsburgh Steelers held off a late rally by the Detroit Lions and captured their second straight victory of the season with a 28-20 at Ford Field. The win improved the Steelers record to 3-2 and it was the Steelers first road win for the season.

The Lions struck first by marching down the field by scoring a 46-yard field goal by K Jason Hanson. The Steelers wasted no time to retaliate with a 78-drive that was culminated with a seven-yard rush by **RB Rashard Mendenhall**.

Detroit attempted to take the lead again in the first quarter, however, they sufficed with a 46-yard field goal again by Hanson to make the game 7-6.

Pittsburgh took control in the second and third quarter by scoring 21 points. **QB Ben Roethlisberger** threw three touchdowns and one interception in the time span.

Roethlisberger threw his first touchdown to **TE Heath Miller** on a 12-play, 75-yard drive.

On Pittsburgh's next possession, Roethlisberger threw an interception which was returned for 38 yards and scored for a touchdown by CB William James.

Roethlisberger came back from the costly turnover with two touchdowns, including one to **WR Hines Ward** and a 47-yard touchdown to rookie **WR Mike Wallace**.

Detroit tried to make a comeback late in the fourth quarter by scoring a touchdown, however they couldn't get enough time for QB Daunte Culpepper as he was sacked three straight plays. The drive ended on a failed hail mary pass on fourth down.

LB James Harrison led the Steelers defense with three sacks to hold off the Lions fourth quarter efforts. The defense racked up six sacks total and one interception by **FS Ryan Clark**.

Mendenhall ran for 77 yards in 15 attempts (5.1 avg.) with a long of 27 yards. His best runs came in the first half, due to Pittsburgh opening up the passing game in the second half.

Roethlisberger gained 277 yards passing and completed 23-of-30 (76.6 pct.) with three touchdowns for a QB rating of 123.9.

Game Summary

	1	2	3	4	F
STEELERS (3-2)	7	14	7	0	28
Lions (1-4)	6	7	0	7	20

TEAM	Q	TIME	PLAY	DRIVE	SCORE
DET	1	9:05	Hanson 46 FG	10-51; 4:48	0-3
PIT	1	6:44	Mendenhall 7 run (Reed kick)	6-78; 2:21	7-3
DET	1	2:23	Hanson 46 FG	9-37; 4:21	7-6
PIT	2	10:37	Miller 15 pass from Roethlisberger (Reed kick)	12-75; 6:46	14-6
DET	2	6:52	James 38 interception return (Hanson kick)	—; —	14-13
PIT	2	3:51	Ward 17 pass from Roethlisberger (Reed kick)	6-52; 3:01	21-13
PIT	3	6:05	Wallace 47 pass from Roethlisberger (Reed kick)	4-61; 2:09	28-13
DET	4	4:57	Northcutt 25 pass from Culpepper (Hanson kick)	7-82; 2:58	28-20

Team Statistics

	Steelers	Lions
1st Downs	18 (3-14-1)	21 (5-15-1)
3rd Downs	3-8 (38%)	11-18 (61%)
4th Downs	0-0 (0%)	0-1 (0%)
Total Net Yards	344	335
Plays-Avg.	54-6.4	69-4.9
Rushing Yards	82	110
Rush Att.-Avg.	21-3.9	25-4.4
Passing Yards	262	225
Att.-Comp.-Int.	30-23-1	37-23-1
Sacks By	7-57	3-15
Punts-Avg.	4-48.5	3-46.3
Penalties	6-59	6-66
Fumbles-Lost	1-0	4-0
Time of Poss.	27:25	32:35

Individual Statistics

RUSHING: Pit. — Mendenhall 15-77, 1 TD; Moore 2-8; Roethlisberger 4-(-3). Det. — Smith 20-53; Culpepper 3-44; Felton 1-8; Morris 1-5.

PASSING: Pit. — Roethlisberger 30-23-1, 277, 3 TDs. Det. — Culpepper 37-23-1, 282, 1 TD.

RECEIVING: Pit. — Ward 7-85, 1 TD; Miller 5-54, 1 TD; Holmes 4-50; Moore 3-20; Wallace 2-52, 1 TD; Mendenhall 2-16. Det. — Northcutt 5-70, 1 TD; B. Johnson 4-35; Smith 3-42; Felton 3-37; Pettigrew 3-27; Williams 2-37; Morris 1-16; Heller 1-16; C. Johnson 1-2.



Game 6 Pittsburgh 27, Cleveland 14

October 18, 2009 Heinz Field (64,398)



PITTSBURGH — The Pittsburgh Steelers captured their 12th straight win against the Cleveland Browns with a 27-14 victory at Heinz Field. The Steelers improved to 4-2 on the year.

Both teams got off to a slow start, but Pittsburgh's **QB Ben Roethlisberger** picked up the pace in the second quarter by throwing two touchdowns before the half. **TE Heath Miller** caught an eight-yard touchdown pass by Roethlisberger and **WR Hines Ward** caught a season-long 52 yard touchdown pass from Roethlisberger.

The Browns struck back with a 98-yard kickoff return from **WR Josh Cribbs** on the ensuing kickoff to trim the lead to 14-7, but the Steelers retaliated with a 32-yard field goal from **K Jeff Reed** to end the half.

In the second half, Cleveland started with a six-play, 66-yard drive which ended in a touchdown pass from **QB Derek Anderson** to **FB Lawrence Vickers** to make the contest a three-point game, 17-14.

RB Rashard Mendenhall helped stretch the lead to 24-14 with a two-yard touchdown run on the next drive

and the Steelers' defense shut out the Browns the rest of the game.

Reed capped with scoring with a 39-yard field goal in the fourth quarter.

Roethlisberger finished 23-for-35 with 417 yards, two touchdowns and one interception (133.6 passer rating). His 417 yards passing are the second-most for Roethlisberger and were the third-highest passing total in team history. It also marks his 31st career 100-plus passer rating game (113.6), which tied him with Hall of Fame quarterback Terry Bradshaw for the most in team history.

Ward finished with eight catches for 159 yards (19.9 avg.) with one touchdown. His 159 yards are the third-highest in his career and it also marks his 23rd career 100-yard receiving game (third of the season).

WR Santonio Holmes caught five passes for 104 yards (20.8 avg.) with a long of 41 yards. This game marked his second 100-yard receiving game this season and sixth in his career in the regular season.

S Troy Polamalu and **S Ryan Clark** intercepted the Browns' Anderson giving the Steelers two interceptions. **LB Lawrence Timmons** also chipped in with two sacks for 16 yards and forced two fumbles by the Browns' quarterback.

Game Summary

	1	2	3	4	F
Browns (1-5)	0	7	7	0	14
STEELERS (4-2)	0	17	7	3	27
TEAM	Q	TIME	PLAY	DRIVE	SCORE
PIT	2	11:26	Miller 8 pass from Roethlisberger (Reed kick)	7-85; 4:36	7-0
PIT	2	4:28	Ward 52 pass from Roethlisberger (Reed kick)	6-87; 2:57	14-0
CLE	2	4:15	Cribbs 98 kickoff return (Cundiff kick)	—; —	14-7
PIT	2	0:07	Reed 32 FG	10-52; 4:08	17-7
CLE	3	11:39	Vickers 1 pass from Anderson (Cundiff kick)	6-66; 3:21	17-14
PIT	3	8:32	Mendenhall 2 run (Reed kick)	6-79; 3:07	24-14
PIT	4	5:42	Reed 39 FG	11-55; 6:11	27-14

Team Statistics

	Browns	Steelers
1st Downs	12 (6-6-0)	28 (9-17-2)
3rd Downs	5-13 (38%)	4-11 (36%)
4th Downs	0-0 (0%)	1-1 (100%)
Total Net Yards	197	543
Plays-Avg.	51-3.9	74-7.3
Rushing Yards	91	140
Rush Att.-Avg.	23-4.0	36-3.9
Passing Yards	106	403
Att.-Comp.-Int.	26-9-2	35-23-1
Sacks By	3-14	2-16
Punts-Avg.	5-43.0	2-45.5
Penalties	4-45	4-30
Fumbles-Lost	2-2	3-3
Time of Poss.	23:14	36:46

Individual Statistics

RUSHING: Cle. — Cribbs 6-45; Harrison 5-26; Lewis 11-21; Anderson 1-(-1). **Pit.** — Mendenhall 17-62, 1 TD; Parker 7-26; Wallace 1-21; Moore 5-20; Roethlisberger 6-11.

PASSING: Cle. — Anderson 24-9-1, 122, 1 TD; Cribbs 2-0-1, 0. **Pit.** — Roethlisberger 35-23-1, 417, 2 TDs.

RECEIVING: Cle. — Massaquoi 5-83; Lewis 2-15; Robiskie 1-23; Vickers 1-1, 1 TD. **Pit.** — Ward 8-159, 1 TD; Holmes 5-104; Miller 5-80, 1 TD; Wallace 2-50; Mendenhall 2-15; Parker 1-9.

Game 7 Pittsburgh 27, Minnesota 17

October 25, 2009 Heinz Field (65,597)



PITTSBURGH — Pittsburgh captured its fourth straight victory with a dramatic 27-17 win over the previously unbeaten Minnesota Vikings in front of a Heinz Field-record crowd of 65,597. The Steelers improved to 5-2 on the season and upped their record to 5-2 while the Vikings suffered their first setback of the season and fell to 6-1.

A defensive struggle to start the game made it hard for either team to get any offense going early on. However, in a game of field position, the Steelers took advantage of a 19-yard Minnesota punt in the first quarter and grabbed a 3-0 lead as **K Jeff Reed** booted a 39-yard field goal with four seconds left.

The Vikings struck back and grabbed a 7-3 lead with just over five minutes remaining in the half as RB Adrian Peterson scored from two yards out.

Pittsburgh was able to regain the lead before the half as rookie WR **Mike Wallace** broke open for a 40-yard touchdown reception from QB **Ben Roethlisberger** with 24 seconds to go.

The teams exchanged field goals in the third quarter,

setting up a 13-10 Steelers' lead into what would be a dramatic fourth quarter.

With the Vikings driving deep into Pittsburgh territory, DE **Brett Keisel** forced a QB **Brett Favre** fumble and LB **LaMarr Woodley** scooped it up and darted 77 yards for a score and a 20-10 lead.

However on the ensuing kickoff, WR Percy Harvin broke away for an 88-yard kickoff return for a touchdown to make it 20-17 with six minutes remaining in the game.

Following a Steelers' punt on their next drive, the Vikings regained possession and marched to the Pittsburgh 19-yard line and appeared to be ready to tie the game or take the lead. LB **Keyaron Fox** made sure that didn't happen as he picked off a Favre pass and returned it 82 yards with one minute remaining in the game for his first career touchdown that sealed the victory.

Pittsburgh was outgained in the victory, 386-259, but made the big plays when it counted. The Steelers finished with four sacks, two by LB **James Harrison**, one interception, one forced fumble and two defensive scores. LB **James Farrior** posted a game-high 15 tackles for Pittsburgh.

Roethlisberger finished 14-for-26 with 175 yards and one touchdown while TE **Heath Miller** had a team-best six catches for 38 yards. Wallace finished with three receptions for 72 yards (24.0 avg.) with one touchdown.

Game Summary

	1	2	3	4	F
Vikings (6-1)	0	7	3	7	17
STEELERS (5-2)	3	7	3	14	27

TEAM	Q	TIME	PLAY	DRIVE	SCORE
PIT	1	0:04	Reed 39 FG	8:18; 4:22	3-0
MIN	2	5:12	Peterson 2 run (Longwell kick)	13:26; 5:22	3-7
PIT	2	0:24	Wallace 40 pass from Roethlisberger (Reed kick)	8:91; 1:15	10-7
PIT	3	11:05	Reed 27 FG	9:55; 3:55	13-7
MIN	3	4:44	Longwell 18 FG	13:64; 6:21	13-10
PIT	4	6:23	Woodley 77 fumble return (Reed kick)	—; —	20-10
MIN	4	6:09	Harvin 88 kickoff return (Longwell kick)	—; —	20-17
PIT	4	1:00	Fox 82 interception return (Reed kick)	—; —	27-17

Team Statistics

	Vikings	Steelers
1st Downs	21 (516-0)	14 (65-3)
3rd Downs	9-18 (50%)	4-12 (33%)
4th Downs	1-1 (100%)	0-0 (0%)
Total Net Yards	386	259
Plays-Avg.	77-4.9	49-5.3
Rushing Yards	89	107
Rush Att.-Avg.	23-3.9	19-5.3
Passing Yards	297	153
Att.-Comp.-Int.	51-34-1	26-14-0
Sacks By	4-23	4-37
Punts-Avg.	6-41.7	6-41.3
Penalties	11-78	3-15
Fumbles-Lost	1-1	2-1
Time of Poss.	36:58	23:02

Individual Statistics

RUSHING: Min. — Peterson 18-69, 1 TD; Taylor 3-14; Harvin 1-7; Favre 1-(-1). Pit. — Mendenhall 10-69; Wallace 2-19; Moore 4-14; Parker 1-2; Roethlisberger 1-2; Holmes 1-1.
PASSING: Min. — Favre 50-33-1, 334. Pit. — Roethlisberger 26-14-0, 175, 1 TD.
RECEIVING: Min. — Rice 10-136; Peterson 4-60; Shiancoe 4-27; Lewis 4-18; Harvin 3-42; Tahi 3-13; Berrian 2-18; Johnson 1-9; Taylor 1-7; Kleinsasser 1-4. Pit. — Miller 6-38; Wallace 3-72, 1 TD; Holmes 2-59; Johnson 1-4; Ward 1-3; Mendenhall 1-(-1).



Game 8 Pittsburgh 28, Denver 10

November 9, 2009 INVESCO Field at Mile High (76,716)



DENVER — Pittsburgh notched its fifth straight victory as it defeated the host-Denver Broncos, 28-10, at INVESCO Field at Mile High. The Steelers upped their record to 6-2 while the Broncos fell to 6-2.

The Steelers took control of the game in the second half, outgaining the Broncos 321-59 over the final two quarters. Pittsburgh gained 18 second-half first downs while allowing only three for Denver, and the Steelers managed to convert 77 percent (7 of 9) of their second-half third-down conversions.

Pittsburgh fell behind 3-0 early in the game and could not get its offense in rhythm. However, **S Tyrone Carter** gave the Steelers momentum in the second quarter with a 48-yard interception return for a touchdown, which gave Pittsburgh a 7-3 halftime lead.

After halftime, the Steelers outscored Denver 21-7 thanks to a trio of **QB Ben Roethlisberger** touchdown passes. He tossed two to **WR Hines Ward** and another

one to rookie **WR Mike Wallace**. The Broncos lone score was a 54-yard fumble return for a touchdown early in the third quarter.

Roethlisberger finished the game 21-of-29 for 233 yards with three touchdowns and one interception for a 116.0 passer rating. His 32nd career 100-plus passer rating game established a club record, surpassing Terry Bradshaw's previous record of 31. The three touchdown passes also marked his 16th career game with at least three passing touchdowns.

Ward finished with a team-high seven receptions for 44 yards and two scores, giving him 76 career receiving touchdowns. **WR Santonio Holmes** added six catches for 93 yards (15.5 avg.) while Wallace posted four catches for 69 yards (17.3 avg.) and a touchdown.

RB Rashard Mendenhall tallied 155 yards rushing on 22 carries (7.0 avg.) to lead the way for Pittsburgh. It marked his second career 100-yard rushing game.

Carter finished with two interceptions, his second career multi-interception game with the Steelers. **S Troy Polamalu** added his team-leading third pick of the season while **DE Brett Keisel** posted two sacks.

Game Summary

	1	2	3	4	F
STEELERS (6-2)	0	7	7	14	28
Broncos (6-2)	3	0	7	0	10

TEAM	Q	TIME	PLAY	DRIVE	SCORE
DEN	1	10:24	Prater 40 FG	9:56; 4:36	0-3
PIT	2	12:50	Carter 48 interception return (Reed kick)	—; —	7-3
DEN	3	11:16	Ayers 54 fumble return (Prater kick)	—; —	7-10
PIT	3	9:09	Ward 3 pass from Roethlisberger (Reed kick)	4:80; 2:07	14-10
PIT	4	7:03	Wallace 25 pass from Roethlisberger (Reed kick)	3:25; 1:28	21-10
PIT	4	1:22	Ward 3 pass from Roethlisberger (Reed kick)	11:74; 5:08	28-10

Team Statistics

	Steelers	Broncos
1st Downs	21 (6-15-0)	12 (0-12-0)
3rd Downs	7-12 (58%)	5-14 (36%)
4th Downs	0-0 (0%)	0-0 (0%)
Total Net Yards	375	242
Plays-Avg.	61-6.1	54-4.5
Rushing Yards	173	27
Rush Att.-Avg.	29-6.0	14-1.9
Passing Yards	202	215
Att.-Comp.-Int.	29-21-1	38-23-3
Sacks By	2-6	3-31
Punts-Avg.	5-44.2	7-38.6
Penalties	4-28	3-25
Fumbles-Lost	1-1	0-0
Time of Poss.	33:03	26:57

Individual Statistics

RUSHING: Pit. — Mendenhall 22-155; Moore 4-18; Wallace 1-3; Roethlisberger 2-(-3). Den. — Buckhalter 9-24; Moreno 5-3.

PASSING: Pit. — Roethlisberger 29-21-1, 233, 3 TDs. Den. — Orton 38-23-3, 221.

RECEIVING: Pit. — Ward 7-44, 2 TDs; Holmes 6-93; Wallace 4-69, 1 TD; Miller 3-18; Mendenhall 1-9. Den. — Marshall 11-112; Royal 5-74; Gaffney 2-6; Buckhalter 2-4; Graham 1-18; Stokley 1-4; Scheffler 1-3.

Game 9 Cincinnati 18, Pittsburgh 12

November 15, 2009 Heinz Field (65,392)



PITTSBURGH — The Steelers had their five-game winning streak snapped by their AFC North-rival Cincinnati Bengals with an 18-12 setback at Heinz Field. The loss dropped Pittsburgh to 6-3 on the year while the Bengals improved to 7-2 by completing the season sweep over the Steelers.

Both teams were unable to get any offense going throughout the game as a total of eight field goals were made between the teams, both posting four apiece.

The deciding score was a 96-yard kickoff return by Bengals' RB Bernard Scott, who gave Cincinnati a 6-3 lead (failed PAT) on the ensuing kickoff after a 28-yard field goal by **K Jeff Reed**, his first of four on the day.

The Steelers were able to take a 9-6 halftime lead even without the services of All-Pro **S Troy Polamalu**, who left the game in the first half with a knee injury. Reed booted field goals of 33 yards and 35 yards late in the second quarter to give Pittsburgh a three point

halftime advantage.

Bengals' K Shayne Graham hit two field goals (23, 32) in the third quarter to give Cincinnati a 12-9 lead entering the fourth quarter before Reed booted a 34-yarder with 11:20 left in the game to knot the score at 12-12.

However, the Bengals used a pair of Graham field goals in the final quarter to grab an 18-12 lead, the last of which was a 43-yarder with 1:56 remaining in the game. The Steelers were unable to gain a first down on their final drive and saw their five-game winning streak snapped.

Pittsburgh limited Cincinnati to only 218 yards of offense, including just 61 on the ground, but the Steelers managed to post only 226 yards of offense. The Steelers converted just 20 percent (3 of 15) of their third-down attempts.

WR Antonio Holmes was one of the bright spots for the Steelers' offense as he finished with seven receptions for 88 yards (12.6 avg.). QB Ben Roethlisberger finished 20-of-40 for 174 yards with one interception (51.5 passer rating).

LB James Harrison and LB LaMarr Woodley led the defense with one sack each.

Game Summary

	1	2	3	4	F
Bengals (7-2)	6	0	6	6	18
STEELERS (6-3)	3	6	0	3	12

TEAM	Q	TIME	PLAY	DRIVE	SCORE
PIT	1	4:43	Reed 28 FG	11-49; 6:06	3-0
CIN	1	4:26	Scott 96 kickoff return (kick failed)	—; —	3-6
PIT	2	4:13	Reed 33 FG	9-31; 3:52	6-6
PIT	2	0:12	Reed 35 FG	9-61; 2:40	9-6
CIN	3	11:19	Graham 23 FG	4-9; 2:08	9-9
CIN	3	6:41	Graham 32 FG	7-39; 2:46	9-12
PIT	4	11:20	Reed 34 FG	12-34; 6:31	12-12
CIN	4	7:29	Graham 32 FG	9-50; 3:51	12-15
CIN	4	1:56	Graham 43 FG	11-54; 4:20	12-18

Team Statistics

	Bengals	Steelers
1st Downs	14 (3:10-1)	16 (5:10-1)
3rd Downs	4-14 (29%)	3-15 (20%)
4th Downs	0-0 (0%)	1-2 (50%)
Total Net Yards	218	226
Plays-Avg.	61-3.6	62-3.6
Rushing Yards	61	80
Rush Att.-Avg.	29-2.1	18-4.4
Passing Yards	157	146
Att.-Comp.-Int.	30-18-0	40-20-1
Sacks By	4-28	2-21
Punts-Avg.	4-41.5	5-43.4
Penalties	7-87	5-50
Fumbles-Lost	0-0	1-0
Time of Poss.	29:08	30:52

Individual Statistics

RUSHING: Cin. — Scott 13-33; Benson 7-22; Leonard 4-8; Palmer 5-(-2). Pit. — Mendenhall 13-36; Moore 2-21; Roethlisberger 2-16; Parker 1-7.

PASSING: Cin. — Palmer 30-18-0, 178. Pit. — Roethlisberger 40-20-1, 174.

RECEIVING: Cin. — Coles 5-67; Caldwell 4-23; Leonard 3-24; Foschi 3-14; Ochocinco 2-29; Scott 1-21. Pit. — Holmes 7-88; Miller 4-26; Ward 4-24; Moore 2-14; Wallace 1-16; Mendenhall 1-5; Spaeth 1-1.



Game 10 Kansas City 27, Pittsburgh 24 (OT)

November 22, 2009 Arrowhead Stadium (70,261)



KANSAS CITY — Pittsburgh suffered its second straight defeat of the season, a disappointing 27-24 overtime loss to the Kansas City Chiefs at Arrowhead Stadium. The Steelers fell to 6-4 on the season while the Chiefs improved to 3-7 on the season and broke a 10-game losing streak at home.

The Steelers had a chance in overtime to potentially capture the victory, but were forced to punt after driving to the Chiefs' 35-yard line. On the ensuing drive, QB Matt Cassel found WR Chris Chambers for a 61-yard pass to the Pittsburgh four-yard line. K Ryan Succop sealed the game with a 22-yard field goal on the next play.

Pittsburgh fell behind early as the Chiefs' RB Jamaal Charles returned the opening kickoff 97 yards for a touchdown. The Steelers responded with 17 second-quarter points to take a 17-7 lead at intermission. K Jeff Reed booted a 36-yard field goal and QB Ben Roethlisberger tossed a pair of touchdowns to WR Hines Ward and TE Heath Miller in the quarter.

Kansas City was able to knot the score at 17-17 in the third quarter before the Steelers regained the lead with an eight-yard touchdown pass from Roethlisberger to RB Rashard Mendenhall midway through the fourth quarter.

The Chiefs tied the game again, this time at 24-24, as Charles hauled in a two-yard pass from Cassel at the 4:54 mark of the fourth quarter. Neither team was able to mount a serious scoring threat before overtime.

Pittsburgh outgained the Chiefs 515-282 in total offense and finished with 27 first downs to Kansas City's 13.

Roethlisberger finished 32-of-42 for 398 yards with three touchdowns and two interceptions (109.0 passer rating) before leaving in overtime after suffering a blow to the head. His 398 passing yards were the third-highest total of his career and it marked his fourth game this season with at least 300 yards passing, tying the team's single-season record.

Ward hauled in a season-high 10 passes for 128 yards (12.8 avg.) with one touchdown, marking his 24th career 100-yard receiving game.

LB LaMarr Woodley posted two of the team's five sacks. LB Lawrence Timmons, who also forced a fumble, LB James Harrison and NT Casey Hampton added the other three sacks for Pittsburgh.

Game Summary

	1	2	3	4	F	
STEELERS (6-4)	0	17	0	7	0	24
Chiefs (3-7)	7	0	10	7	3	27
TEAM	Q	TIME	PLAY	DRIVE	SCORE	
KC	1	14:44	Charles 97 kickoff return (Succop kick)	—; —	0-7	
PIT	2	14:50	Reed 36 FG	12-62; 7:03	3-7	
PIT	2	5:32	Ward 8 pass from Roethlisberger (Reed kick)	10-95; 5:55	10-7	
PIT	2	1:10	Miller 10 pass from Roethlisberger (Reed kick)	7-46; 3:06	17-7	
KC	3	10:48	Pope 21 pass from Cassel (Succop kick)	7-62; 2:22	17-14	
KC	3	0:05	Succop 27 FG	4-(-1); 1:35	17-17	
PIT	4	8:35	Mendenhall 8 pass from Roethlisberger (Reed kick)	5-27; 2:28	24-17	
KC	4	4:54	Charles 2 pass from Cassel (Succop kick)	8-91; 3:41	24-24	
KC	OT	8:28	Succop 22 FG	5-76; 1:32	24-27	

Team Statistics

	Steelers	Chiefs
1st Downs	27 (6-20-1)	13 (4-8-1)
3rd Downs	4-13 (31%)	6-15 (40%)
4th Downs	1-1 (100%)	0-1 (0%)
Total Net Yards	516	282
Plays-Avg.	78-6.6	55-5.1
Rushing Yards	114	68
Rush Att.-Avg.	31-3.7	20-3.4
Passing Yards	402	214
Att.-Comp.-Int.	44-33-2	30-15-0
Sacks By	5-34	2-13
Punts-Avg.	6-39.2	6-47.8
Penalties	8-81	4-28
Fumbles-Lost	2-1	2-1
Time of Poss.	44:07	22:25

Individual Statistics

RUSHING: Pit. — Mendenhall 21-80; Parker 6-24; Wallace 1-5; Roethlisberger 1-4; Moore 2-1. K.C. — Charles 17-58; Wade 1-8; Ko. Smith 1-3; Cassel 1-(-1).
PASSING: Pit. — Roethlisberger 42-32-2, 398, 3 TDs; Batch 2-1-0, 17. K.C. — Cassel 30-15-0, 248, 2 TDs.
RECEIVING: Pit. — Ward 10-128, 1 TD; Miller 7-95, 1 TD; Holmes 7-86; Mendenhall 4-36, 1 TD; Wallace 2-47; Parker 1-11; Spaeth 1-7; Johnson 1-5. K.C. — Chambers 4-119; Wade 3-17; Long 2-37; Pope 2-26, 1 TD; Charles 2-8, 1 TD; Bradley 1-22; Cox 1-19.

Game 11 Baltimore 20, Pittsburgh 17

November 29, 2009 M&T Bank Stadium (71,314)



BALTIMORE — Pittsburgh lost its second straight overtime game as it fell to its AFC North-rival Baltimore Ravens, 20-17, at M&T Bank Stadium on Sunday Night Football. The Steelers, who lost their third consecutive game overall, fell to 6-5 on the year while the Ravens improved to 6-5.

Third-string **QB** **Dennis Dixon** made his first career NFL start in place of **QB** **Ben Roethlisberger**, who suffered a head injury the week before at Kansas City, and backup **QB** **Charlie Batch**, who broke his wrist against the Chiefs. Dixon had thrown just one pass in his career entering the game.

However, Dixon tossed a 33-yard touchdown pass to **WR** **Santonio Holmes** in the second quarter to prove he was capable of handling the always-tough Ravens' defense. The 33-yard pass was the first touchdown of Dixon's career and it tied the game at 7-7.

Baltimore grabbed a 14-7 lead at halftime before **K** **Jeff Reed** trimmed the advantage to 14-10 with a 44-yard field goal at the 9:09 mark of the third quarter.

Dixon then used his feet to give the Steelers their first lead of the game as he scrambled around the right side of the line and darted 24 yards for his first career rushing touchdown, giving Pittsburgh a 17-14 lead midway through the fourth quarter.

The Ravens responded with a 10-play, 84-yard drive to tie the game at 17-17 with less than two minutes remaining, which eventually forced overtime.

In overtime on Pittsburgh's second drive, Dixon threw his first interception of the game and **LB** **Paul Kruger** returned it 26 yards to the Steelers' 28-yard line. The costly pick was followed by a game-winning 29-yard field goal by **K** **Billy Cundiff** six plays later.

For the game, Dixon was 12-of-26 for 145 yards with one touchdown and one interception. He also rushed three times for 27 yards with one score. Holmes finished with a team-high six catches for 74 yards (12.3 avg.) with one touchdown.

RB **Rashard Mendenhall** led the Steelers with 95 yards rushing on 24 carries (4.0 avg.).

LB **Lawrence Timmons** posted two sacks and forced a fumble for the Steelers while **LB** **James Farrior**, **LB** **LaMarr Woodley** and **DE** **Travis Kirschke** each added a sack.

Game Summary

	1	2	3	4	OT	F
STEELERS (6-5)	0	7	3	7	0	17
Ravens (6-5)	7	7	0	3	3	20

TEAM	Q	TIME	PLAY	DRIVE	SCORE
BAL	1	8:14	McGahee 2 run (Cundiff kick)	9-73; 5:00	0-7
PIT	2	14:11	Holmes 33 pass from Dixon (Reed kick)	7-74; 3:37	7-7
BAL	2	1:45	Mason 10 pass from Flacco (Cundiff kick)	6-89; 2:26	7-14
PIT	3	9:09	Reed 44 FG	5-24; 1:40	10-14
PIT	4	6:24	Dixon 24 run (Reed kick)	7-54; 5:09	17-14
BAL	4	1:51	Cundiff 24 FG	10-84; 4:33	17-17
BAL	OT	6:42	Cundiff 29 FG	6-17; 3:23	17-20

Team Statistics

	Steelers	Ravens
1st Downs	16 (9-6-1)	21 (8-12-1)
3rd Downs	6-16 (38%)	5-14 (36%)
4th Downs	0-0 (0%)	1-1 (100%)
Total Net Yards	298	393
Plays-Avg.	64-4.7	69-5.7
Rushing Yards	153	132
Rush Att.-Avg.	38-4.0	29-4.6
Passing Yards	145	261
Att.-Comp.-Int.	26-12-1	35-23-0
Sacks By	5-28	0-0
Punts-Avg.	8-44.6	6-42.0
Penalties	5-59	9-80
Fumbles-Lost	0-0	3-2
Time of Poss.	35:56	32:22

Individual Statistics

RUSHING: Pit. — Mendenhall 24-95; Dixon 3-27, 1 TD; Davis 2-15; Parker 5-14; Moore 4-2. Bal. — Rice 19-88; McClain 4-28; McGahee 5-18, 1 TD; Flacco 1-(-2).
PASSING: Pit. — Dixon 26-12-1, 145, 1 TD. Bal. — Flacco 35-23-0, 289, 1 TD.
RECEIVING: Pit. — Holmes 6-74, 1 TD; Ward 3-47; Mendenhall 2-22; Miller 1-2. Bal. — Clayton 7-129; Mason 7-62, 1 TD; Rice 5-67; Washington 1-15; McClain 1-9; Heap 1-6; McGahee 1-1.



Game 12 Oakland 27, Pittsburgh 24

December 6, 2009 Heinz Field (61,820)



PITTSBURGH — Pittsburgh suffered its fourth straight loss and fell to 6-6 on the season following a disappointing 27-24 setback to the Oakland Raiders at Heinz Field.

The Steelers were unable to hold a fourth-quarter lead for the third straight game as it lost four consecutive games for the first time since dropping five straight in 2003.

Pittsburgh led 10-6 entering the fourth quarter and led 24-20 with less than two minutes following an 11-yard touchdown pass from **QB Ben Roethlisberger** to **WR Hines Ward**. It was Roethlisberger's second touchdown pass of the game.

However, Oakland used a 10-play, 88-yard drive that culminated with a game-winning 11-yard touchdown pass from **QB Bruce Gradkowski** to **WR Louis Murphy** with only nine seconds left in the game. It marked the second time in the fourth quarter the two combined for a score as Gradkowski tossed a 75-yard touchdown strike to Murphy with 5:28 remaining in the game.

Game Summary

	1	2	3	4	F
Raiders (4-8)	3	3	0	21	27
STEELERS (6-6)	3	7	0	14	24

TEAM	Q	TIME	PLAY	DRIVE	SCORE
PIT	1	13:34	Reed 33 FG	4-4; 1:26	3-0
OAK	1	8:36	Janikowski 48 FG	8-28; 4:58	3-3
PIT	2	13:49	Holmes 34 pass from Roethlisberger (Reed kick)	2-61; 0:54	10-3
OAK	2	8:17	Janikowski 43 FG	9-53; 5:32	10-6
OAK	4	8:21	Schilens 17 pass from Gradkowski (Janikowski kick)	11-57; 6:34	10-13
PIT	4	7:13	Mendenhall 3 run (Reed kick)	2-60; 1:08	17-13
OAK	4	5:28	Murphy 75 pass from Gradkowski (Janikowski kick)	3-84; 1:45	17-20
PIT	4	1:56	Ward 11 pass from Roethlisberger (Reed kick)	7-80; 3:32	24-20
OAK	4	0:09	Murphy 11 pass from Gradkowski (Janikowski kick)	10-88; 1:47	24-27

Team Statistics

	Raiders	Steelers
1st Downs	19 (3-14-2)	19 (6-12-1)
3rd Downs	6-16 (38%)	3-9 (33%)
4th Downs	2-2 (100%)	0-1 (0%)
Total Net Yards	396	401
Plays-Avg.	65-6.1	52-7.7
Rushing Yards	109	132
Rush Att.-Avg.	28-3.9	27-4.9
Passing Yards	287	269
Att.-Comp.-Int.	34-20-0	24-18-1
Sacks By	1-9	3-21
Punts-Avg.	6-46.8	3-43.3
Penalties	9-70	4-41
Fumbles-Lost	1-0	1-0
Time of Poss.	32:49	27:11

Individual Statistics

RUSHING: Oak. — Fargas 15-63; McFadden 9-25; Gradkowski 3-20; Bush 1-1. Pit. — Mendenhall 20-103, 1 TD; Parker 3-15; Roethlisberger 3-7; Moore 1-7.

PASSING: Oak. — Gradkowski 33-20-0, 308, 3 TDs; Bush 1-0-0, 0. Pit. — Roethlisberger 24-18-1, 278, 2 TDs.

RECEIVING: Oak. — Murphy 4-128, 2 TDs; Higgins 4-63; Miller 4-43; Schilens 3-45, 1 TD; Fargas 2-13; Stewart 2-4; Watkins 1-12. Pit. — Holmes 8-149, 1 TD; Ward 6-77, 1 TD; Wallace 2-19; Miller 1-27; Moore 1-6.

Game 13 Cleveland 13, Pittsburgh 6

December 10, 2009 Cleveland Browns Stadium (69,009)



CLEVELAND — On a blistery cold Thursday night in Cleveland, Pittsburgh stumbled to its fifth straight loss with a 13-6 defeat to the Browns at Cleveland Browns Stadium. The loss snapped a 12-game winning streak for the Steelers in the series and dropped their season record to 6-7. Cleveland won for just the second time on the year (2-11).

The Steelers fell behind 13-0 in the first half thanks to a pair of 29-yard field goals by K Phil Dawson and a 10-yard rushing touchdown by rookie RB Chris Jennings late in the second quarter.

Pittsburgh, who managed just 75 total yards in the first half, was able to trim the lead to 13-3 at the half as K Jeff Reed booted a 27-yard field goal as time expired.

Even though the Steelers were able to hold the Browns scoreless in the second half, Pittsburgh only mustered a 42-yard field goal by Reed late in the third quarter, allowing Cleveland to post the upset victory.

The Steelers were outgained by Cleveland 255-216 in the game, including 171-75 in rushing. It was the most rushing yards the Steelers allowed this year, but they held the Browns to just 84 yards passing. Cleveland tallied eight sacks on the night.

QB Ben Roethlisberger finished 18-of-32 for 201 yards passing (75.1 passer rating). **WR Antonio Holmes** eclipsed 1,000 receiving yards on the season, the first of his career, and finished with a game-high six catches for 93 yards (15.5 avg.). **WR Hines Ward** added five catches for 59 yards (11.8 avg.).

LB LaMarr Woodley posted the Steelers' lone sack of the game, his ninth of the season. It was Woodley's fifth straight game with at least one sack.

Game Summary

	1	2	3	4	F
STEELERS (6-7)	0	3	3	0	6
Browns (2-11)	3	10	0	0	13

TEAM	Q	TIME	PLAY	DRIVE	SCORE
CLE	1	3:47	Dawson 29 FG	4-(-4); 1:13	0-3
CLE	2	7:20	Dawson 29 FG	7-36; 2:56	0-6
CLE	2	0:41	Jennings 10 run (Dawson kick)	8-74; 3:35	0-13
PIT	2	0:00	Reed 27 FG	6-58; 0:41	3-13
PIT	3	0:08	Reed 42 FG	7-49; 3:45	6-13

Team Statistics

	Steelers	Browns
1st Downs	16 (5-9-2)	12 (8-3-1)
3rd Downs	3-14 (21%)	6-16 (38%)
4th Downs	1-2 (50%)	0-0 (0%)
Total Net Yards	216	255
Plays-Avg.	62-3.5	57-4.5
Rushing Yards	77	171
Rush Att.-Avg.	22-3.4	37-4.6
Passing Yards	141	84
Att.-Comp.-Int.	32-18-0	19-6-0
Sacks By	1-6	8-60
Punts-Avg.	8-42.8	8-37.8
Penalties	4-40	6-55
Fumbles-Lost	0-0	1-0
Time of Poss.	30:45	29:15

Individual Statistics

RUSHING: Pit. — Mendenhall 16-53; Parker 3-12; Roethlisberger 3-12. Cle. — Cribbs 8-87; Jennings 20-73, 1 TD; Harrison 7-9; Quinn 1-2; Stuckey 1-0.
PASSING: Pit. — Roethlisberger 32-18-0, 201. Cle. — Quinn 19-6-0, 90.
RECEIVING: Pit. — Holmes 6-93; Miller 5-59; Ward 4-21; Wallace 2-11 Mendenhall 1-17. Cle. — Moore 2-34; Harrison 2-10; Massaquoi 1-37; Cribbs 1-9.



Game 14 Pittsburgh 37, Green Bay 36

December 20, 2009 Heinz Field (57,452)



PITTSBURGH — The Pittsburgh Steelers snapped its five-game losing streak by defeating the Green Bay Packers in dramatic fashion, 37-36, at Heinz Field. The Steelers improved to 7-7 on the season kept their play-off hopes alive with the victory. Green Bay fell to 9-5.

QB Ben Roethlisberger engineered a game-winning drive during the final two minutes that culminated with a 19-yard strike to rookie **WR Mike Wallace** as time expired, tying the game at 36-36. **K Jeff Reed's PAT** sealed the victory.

Roethlisberger set a club-record by finishing with 503 yards passing, only the 10th time in league history a QB has passed for over 500 yards. He finished 29-of-46 with three touchdowns and no interceptions.

Roethlisberger also broke the team's single-season record for passing yards (3,849), completions (302) and 300-yard passing games (five). He joined Hall of Famers Y.A. Tittle and Warren Moon as the only QBs in league history to pass for 500 yards, three touchdowns and no interceptions.

Roethlisberger connected with Wallace for two scores in the game, a 60-yarder on the Steelers' first offensive play and also the game winner.

The Steelers led 21-14 at the half and 24-14 entering the fourth quarter before a back-and-forth affair resulted in the game's final 15 minutes. Green Bay trimmed the lead to 24-21 early in the last quarter before Reed booted a 34-yard field goal to make it 27-21 with 9:45 remaining.

The Packers took their first lead of the game on the ensuing possession as RB Ryan Grant scored from 24 yards out to make it 28-27. Reed's 43-yard field goal with 3:58 left gave the Steelers a 30-28 advantage.

Following a failed onside kick attempt by Pittsburgh, the Packers marched 39 yards and once again regained the lead with a 24-yard touchdown pass from QB Aaron Rodgers to WR James Jones with 2:06 remaining.

The Steelers' game-winning drive took the final two minutes and covered 86 yards on 11 plays, ending with the game-winning touchdown that kept Pittsburgh in the playoff hunt.

WR Hines Ward finished with a game-high 126 yards receiving on seven catches while **TE Heath Miller** posted a career-best 118 yards on seven catches. Ward eclipsed the 1,000-yard receiving mark on the season, his club-record sixth of his career.

Game Summary

	1	2	3	4	F
Packers (9-5)	7	7	0	22	36
STEELERS (7-7)	14	7	3	13	37
TEAM	Q	TIME	PLAY	DRIVE	SCORE
PIT	1	14:18	Wallace 60 pass from Roethlisberger (Reed kick)	1-60; 0:10	7-0
GB	1	9:56	Jennings 83 pass from Rodgers (Crosby kick)	3-88; 1:33	7-7
PIT	1	3:47	Mendenhall 2 run (Reed kick)	10-72; 6:09	14-7
GB	2	3:04	Rodgers 14 run (Crosby kick)	8-52; 3:51	14-14
PIT	2	0:26	Moore 10 pass from Roethlisberger (Reed kick)	8-60; 2:30	21-14
PIT	3	4:36	Reed 37 FG	11-55; 6:12	24-14
GB	4	13:30	Finley 11 pass from Rodgers (Crosby kick)	13-69; 6:06	24-21
PIT	4	9:45	Reed 34 FG	8-47; 3:45	27-21
GB	4	7:49	Grant 24 run (Crosby kick)	4-62; 1:56	27-28
PIT	4	3:58	Reed 43 FG	6-44; 3:51	30-28
GB	4	2:06	Jones 24 pass from Rodgers		
			(Rodgers to Jackson 2-pt. conversion)	6-39; 1:52	30-36
PIT	4	0:00	Wallace 19 pass from Roethlisberger (Reed kick)	11-86; 2:06	37-36

Team Statistics

	Packers	Steelers
1st Downs	18 (315-0)	28 (320-5)
3rd Downs	10-16 (63%)	7-16 (44%)
4th Downs	0-0 (0%)	1-1 (100%)
Total Net Yards	436	537
Plays-Avg.	61-7.1	70-7.7
Rushing Yards	60	65
Rush Att.-Avg.	12-5.0	19-3.4
Passing Yards	376	472
Att.-Comp.-Int.	48-26-0	46-29-0
Sacks By	5-31	1-7
Punts-Avg.	5-42.2	5-38.2
Penalties	7-53	10-84
Fumbles-Lost	0-0	0-0
Time of Poss.	24:38	35:22

Individual Statistics

RUSHING: G.B. — Grant 8-37, 1 TD; Rodgers 3-22, 1 TD; Jackson 1-1. **Pit.** — Mendenhall 11-38, 1 TD; Parker 6-22; Roethlisberger 1-7; Holmes 1-(-2).

PASSING: G.B. — Rodgers 48-26-0, 383, 3 TDs. **Pit.** — Roethlisberger 46-29-0, 503, 3 TDs.

RECEIVING: G.B. — Finley 9-74, 1 TD; Jennings 5-118, 1 TD; Nelson 4-71; Driver 3-76; Jones 2-36, 1 TD; Lee 2-4; Jackson 1-4. **Pit.** — Ward 7-126; Miller 7-118; Mendenhall 6-73; Holmes 3-77; Moore 3-25, 1 TD; Wallace 2-79, 2 TDs; Logan 1-5.

Game 15 Pittsburgh 23 Baltimore 20

December 27, 2009 Heinz Field (64,068)



PITTSBURGH — Pittsburgh kept its playoff hopes alive with a 23-20 victory over the Baltimore Ravens at Heinz Field in Week 16. The Steelers improved to 8-7 on the year following their second consecutive victory while the Ravens fell to 8-7 on the year entering the final week of the season.

Pittsburgh jumped out to a 3-0 lead in the first quarter as **K Jeff Reed** booted the first of three field goals on the day, this one from 26 yards. The drive was set up by **LB James Farrior**'s first interception of the season deep in the Ravens' territory.

After Baltimore tied the game at 3-3 on the ensuing possession with a 27-yard field goal by **K Billy Cundiff**, the Steelers marched back on their next drive and Reed added his second field goal of the game (39 yards) with just over a minute remaining in the first quarter.

RB Rashard Mendenhall gave Pittsburgh a 13-3 lead with 12:52 remaining in the first half with a four-yard touchdown run. Baltimore trimmed the lead to 13-10

on its next possession with a 30-yard touchdown pass from **QB Joe Flacco** to **TE Todd Heap**.

The Steelers were able to stretch the lead to 20-10 as **QB Ben Roethlisberger** found **WR Santonio Holmes** for a 24-yard touchdown with only 35 seconds left in the half.

Baltimore scored 10 unanswered points in the third quarter to tie the game at 20-20 before Reed was able to kick a 38-yard field goal with 5:25 remaining in the fourth quarter that proved to be the game-winning score.

Roethlisberger became the first quarterback in team history to eclipse 4,000 yards passing in a single season and finished the game 17-of-33 for 259 yards with one touchdown and one interception. Mendenhall finished with 36 yards rushing but upped his total yards to 1,014 yards on the year, marking his first career 1,000-yard rushing season and becoming just the seventh different back in team history to accomplish the feat.

LB LaMarr Woodley continued his streak of games with at least a half-sack to seven games, breaking the team's record of six set by **Greg Lloyd** in 1994. Woodley finished the game with two sacks and upped his season total to 11.5 sacks, tying his career best set in 2008.

Game Summary

	1	2	3	4	F
Ravens (8-7)	3	7	10	0	20
STEELERS (8-7)	6	14	0	3	23

TEAM	Q	TIME	PLAY	DRIVE	SCORE
PIT	1	9:21	Reed 26 FG	4-0; 0:54	3-0
BAL	1	5:18	Cundiff 27 FG	9-64; 4:03	3-3
PIT	1	1:09	Reed 39 FG	7-26; 4:09	6-3
PIT	2	12:52	Mendenhall 4 run (Reed kick)	5-43; 2:11	13-3
BAL	2	9:55	Heap 30 pass from Flacco (Cundiff kick)	7-61; 2:57	13-10
PIT	2	0:35	Holmes 24 pass from Roethlisberger (Reed kick)	7-94; 1:25	20-10
BAL	3	9:30	Heap 7 pass from Flacco (Cundiff kick)	10-64; 5:30	20-17
BAL	3	6:16	Cundiff 35 FG	6-20; 2:54	20-20
PIT	4	5:25	Reed 38 FG	8-44; 3:38	23-20

Team Statistics

	Ravens	Steelers
1st Downs	20 (9-10-1)	17 (3-11-3)
3rd Downs	5-13 (38%)	5-13 (38%)
4th Downs	0-1 (0%)	0-0 (0%)
Total Net Yards	323	286
Plays-Avg.	67-4.8	60-4.8
Rushing Yards	175	48
Rush Att.-Avg.	38-4.6	23-2.1
Passing Yards	148	238
Att.-Comp.-Int.	25-13-1	33-17-1
Sacks By	4-21	4-18
Punts-Avg.	4-36.5	4-36.5
Penalties	11-113	4-20
Fumbles-Lost	2-2	1-1
Time of Poss.	32:33	27:27

Individual Statistics

RUSHING: Bal. — Rice 30-141; McClain 6-17; McGahee 2-17. Pit. — Mendenhall 17-36, 1 TD; Parker 2-17; Moore 1-(-2); Roethlisberger 3-(-3).

PASSING: Bal. — Flacco 25-13-1, 166, 2 TDs. Pit. — Roethlisberger 33-17-1, 259, 1 TD.

RECEIVING: Bal. — Mason 7-77; Heap 2-37, 2 TDs; Washington 1-27; Rice 1-14; Williams 1-9; McClain 1-2. Pit. — Holmes 5-86, 1 TD; Ward 4-37; Wallace 3-83; Miller 3-35; Grisham 1-14; Mendenhall 1-4.



Game 16 Pittsburgh 30, Miami 24

January 3, 2010 Land Shark Stadium (70,102)



MIAMI — Pittsburgh captured its third straight win to end the season with a 30-24 victory over the Miami Dolphins at Land Shark Stadium but it was not enough to propel the Steelers into the playoffs as they fell short with a 9-7 record.

The Steelers entered the game needing a victory over the Dolphins and help from other teams in the AFC to secure one of the Wild Card seeds. However, the teams that Pittsburgh needed help from did not come through as the Steelers missed the playoffs for the first time since 2006.

Pittsburgh scored 14 first-quarter points to take a 14-7 lead as QB **Ben Roethlisberger** tossed a pair of touchdown passes, a five-yarder to WR **Santonio Holmes** and a 54-yarder to rookie WR **Mike Wallace**.

The Steelers held a 17-10 halftime advantage following a 22-yard field goal by K **Jeff Reed**, his first of three field goals on the day.

Roethlisberger connected with TE **Heath Miller** for a three-yard touchdown in the third quarter to stretch the Steelers' lead to 24-10 entering the fourth quarter.

Reed's 21-yard field goal just two minutes into the fourth quarter upheld the Pittsburgh advantage to 27-10 before the Dolphins mounted a comeback with a pair of touchdowns over a three-minute span to cut the lead back to three points, 27-24.

Reed sealed the victory with a 33-yard field goal with only 40 seconds remaining in the contest.

Roethlisberger finished the game 18-of-27 for 220 yards with three touchdowns and no interceptions (128.6 passer rating). WR **Hines Ward** caught a game-high eight passes for 61 yards.

The Steelers had a season-high 202 rushing yards thanks to RB **Rashard Mendenhall** (94 yards on 20 carries) and backup RB **Willie Parker** (91 yards on 12 carries).

The Steelers' defense posted three sacks, led by LB **LaMarr Woodley**'s two, and three interceptions, one each by CB **Ike Taylor**, CB **Deshaea Townsend** and S **Ryan Clark**.

Game Summary

	1	2	3	4	F
STEELERS (9-7)	14	3	7	6	30
Dolphins (7-9)	7	3	0	14	24

TEAM	Q	TIME	PLAY	DRIVE	SCORE
PIT	1	8:02	Holmes 5 pass from Roethlisberger (Reed kick)	12-80; 6:58	7-0
MIA	1	3:18	Hilliard 11 pass from Henne (Carpenter kick)	9-66; 4:44	7-7
PIT	1	0:25	Wallace 54 pass from Roethlisberger (Reed kick)	6-67; 2:53	14-7
MIA	2	9:21	Carpenter 25 FG	13-61; 6:04	14-10
PIT	2	5:32	Reed 22 FG	9-52; 3:49	17-10
PIT	3	3:42	Miller 3 pass from Roethlisberger (Reed kick)	9-90; 4:18	24-10
PIT	4	13:57	Reed 21 FG	8-51; 2:37	27-10
MIA	4	11:24	Hartline 16 run (Carpenter kick)	7-61; 2:33	27-17
MIA	4	8:37	Bess 34 pass from Thigpen (Carpenter kick)	3-62; 1:15	27-24
PIT	4	0:40	Reed 33 FG	14-83; 5:30	30-24

Team Statistics

	Steelers	Dolphins
1st Downs	22 (9-11-2)	20 (6-11-3)
3rd Downs	7-14 (50%)	7-12 (58%)
4th Downs	1-1 (100%)	0-0 (0%)
Total Net Yards	403	303
Plays-Avg.	67-6.0	58-5.2
Rushing Yards	202	99
Rush Att.-Avg.	36-5.6	25-4.0
Passing Yards	201	204
Att.-Comp.-Int.	28-18-1	30-23-3
Sacks By	3-19	3-19
Punts-Avg.	2-35.5	4-43.0
Penalties	5-40	3-45
Fumbles-Lost	2-1	1-0
Time of Poss.	32:09	27:51

Individual Statistics

RUSHING: Pit. — Mendenhall 20-94; Parker 12-91; Roethlisberger 4-17. Mia. — Williams 12-31; White 5-27; Hartline 2-20, 1 TD; Hilliard 1-9; Polite 2-6; Sheets 1-5; Thigpen 1-1; Henne 1-0.

PASSING: Pit. — Roethlisberger 27-18-0, 220, 3 TDs; Holmes 1-0-1, 0 Mia. — Henne 20-16-1, 140 1 TD; Thigpen 8-4-2, 83, 1 TD; White 2-0-0, 0.


RECEIVING: Pit. — Ward 8-61; Miller 5-56, 1 TD; Wallace 2-64, 1 TD; Mendenhall 1-26; Moore 1-8; Holmes 1-5, 1 TD. Mia. — Bess 5-85, 1 TD; Camarillo 3-22; Ginn 3-20; Williams 3-4; Fasano 2-41; Hartline 2-34; Hilliard 1-11, 1 TD; Haynos 1-6.

2009 Starting Offensive Lineups

Offense

REGULAR SEASON

OPPONENT	SE	LT	LG	C	RG	RT	TE	FL	QB	RB	FB
TENNESSEE (9/10)	Holmes	Starks	Kemoatu	Hartwig	Essex	Colon	Miller	Ward	Roethlisberger	Parker	Spaeth (TE)
At Chicago (9/20)	Holmes	Starks	Kemoatu	Hartwig	Essex	Colon	Miller	Ward	Roethlisberger	Parker	Summers
At Cincinnati (9/27)	Holmes	Starks	Kemoatu	Hartwig	Essex	Colon	Miller	Ward	Roethlisberger	Parker	Johnson
SAN DIEGO (10/4)	Holmes	Starks	Kemoatu	Hartwig	Essex	Colon	Miller	Ward	Roethlisberger	Mendenhall	Spaeth (TE)
At Detroit (10/11)	Holmes	Starks	Kemoatu	Hartwig	Essex	Colon	Miller	Ward	Roethlisberger	Mendenhall	Spaeth (TE)
CLEVELAND (10/18)	Holmes	Starks	Kemoatu	Hartwig	Essex	Colon	Miller	Ward	Roethlisberger	Mendenhall	Johnson (TE)
MINNESOTA (10/25)	Holmes	Starks	Kemoatu	Hartwig	Essex	Colon	Miller	Ward	Roethlisberger	Mendenhall	Wallace (WR)
At Denver (11/9)	Holmes	Starks	Kemoatu	Hartwig	Essex	Colon	Miller	Ward	Roethlisberger	Mendenhall	Spaeth (TE)
CINCINNATI (11/15)	Holmes	Starks	Kemoatu	Hartwig	Essex	Colon	Miller	Ward	Roethlisberger	Mendenhall	Spaeth (TE)
At Kansas City (11/22)	Holmes	Starks	Kemoatu	Hartwig	Essex	Colon	Miller	Ward	Roethlisberger	Mendenhall	Spaeth (TE)
At Baltimore (11/28)	Holmes	Starks	Foster	Hartwig	Essex	Colon	Miller	Ward	Dixon	Mendenhall	Johnson (TE)
OAKLAND (12/6)	Holmes	Starks	Kemoatu	Hartwig	Essex	Colon	Miller	Ward	Roethlisberger	Mendenhall	Wallace (WR)
At Cleveland (12/10)	Holmes	Starks	Kemoatu	Hartwig	Essex	Colon	Miller	Ward	Roethlisberger	Mendenhall	Spaeth (TE)
GREEN BAY (12/20)	Holmes	Starks	Foster	Hartwig	Essex	Colon	Miller	Ward	Roethlisberger	Mendenhall	Wallace (WR)
BALTIMORE (12/27)	Holmes	Starks	Foster	Hartwig	Essex	Colon	Miller	Ward	Roethlisberger	Mendenhall	Wallace (WR)
At Miami (1/3)	Holmes	Starks	Foster	Hartwig	Essex	Colon	Miller	Ward	Roethlisberger	Logan	Wallace (WR)






2009 Starting Defensive Lineups

Defense

REGULAR SEASON

OPPONENT	LE	NT	RE	LOLB	LILB	RILB	ROLB	LCB	RCB	SS	FS
TENNESSEE (9/10)	Smith	Hampton	Keisel	Woodley	Farrior	Fox	J. Harrison	Taylor	Gay	Polamalu	Clark
At Chicago (9/20)	Smith	Hampton	Keisel	Woodley	Farrior	Fox	J. Harrison	Taylor	Gay	Carter	Clark
At Cincinnati (9/27)	Smith	Hampton	Keisel	Woodley	Farrior	Timmons	J. Harrison	Taylor	Gay	Carter	Clark
SAN DIEGO (10/4)	Smith	Hampton	Keisel	Woodley	Farrior	Timmons	J. Harrison	Taylor	Gay	Carter	Clark
At Detroit (10/11)	Smith	Hampton	Keisel	Woodley	Farrior	Timmons	J. Harrison	Taylor	Gay	Carter	Clark
CLEVELAND (10/18)	Kirschke	Hampton	Keisel	Woodley	Farrior	Timmons	J. Harrison	Taylor	Gay	Polamalu	Clark
MINNESOTA (10/25)	Kirschke	Hampton	Keisel	Woodley	Farrior	Timmons	J. Harrison	Taylor	Gay	Polamalu	Clark
At Denver (11/9)	Eason	Hampton	Keisel	Woodley	Farrior	Fox	J. Harrison	Taylor	Gay	Polamalu	Carter
CINCINNATI (11/15)	Eason	Hampton	Keisel	Woodley	Farrior	Timmons	J. Harrison	Taylor	Gay	Polamalu	Clark
At Kansas City (11/22)	Eason	Hampton	Keisel	Woodley	Farrior	Timmons	J. Harrison	Taylor	Gay	Carter	Clark
At Baltimore (11/29)	Kirschke	Hampton	Keisel	Woodley	Farrior	Timmons	J. Harrison	Taylor	Gay	Carter	Clark
OAKLAND (12/6)	Eason	Hampton	Keisel	Woodley	Farrior	Timmons	J. Harrison	Taylor	Gay	Carter	Clark
At Cleveland (12/10)	Kirschke	Hampton	Keisel	Woodley	Farrior	Timmons	J. Harrison	Taylor	Gay	Carter	Clark
GREEN BAY (12/20)	Kirschke	Hampton	Keisel	Woodley	Farrior	Timmons	J. Harrison	Taylor	Gay	Carter	Clark
BALTIMORE (12/27)	Kirschke	Hampton	Keisel	Woodley	Farrior	Timmons	J. Harrison	Taylor	Townsend	Carter	Clark
At Miami (1/3)	Kirschke	Hampton	Eason	Woodley	Farrior	Timmons	J. Harrison	Taylor	Townsend	Carter	Clark



2009 Top Individual Performances

Opponent			Steelers		
vs. Bal (12/27)	Ray Rice	30	RUSHING		
vs. Bal (12/27)	Ray Rice	141	Rushes	29	Rashard Mendenhall vs. S.D. (10/4)
vs. Ten (9/10)	Chris Johnson	32	Yards	165	Rashard Mendenhall vs. S.D. (10/4)
at Cin (9/27)	Cedric Benson	1	Long	60	Rashard Mendenhall vs. Oak (12/6)
vs. Min (10/25)	Adrian Peterson	1	TDs	2	Rashard Mendenhall vs. S.D. (10/4)
at Bal (11/29)	Willis McGahee	1			
at Cle (12/10)	Chris Jennings	1			
vs. G.B. (12/20)	Ryan Grant	1			
at Mia (1/3)	Brian Hartline	1			
at Den (11/9)	Brandon Marshall	11	RECEIVING		
vs. Min (10/25)	Sidney Rice	136	Receptions	10	Hines Ward at K.C. (11/22)
vs. Oak (12/6)	Louis Murphy	75	Yards	159	Hines Ward vs. Cle (10/18)
vs. S.D. (10/4)	Antonio Gates	2	Long	60	Mike Wallace vs. G.B. (12/20)
vs. Oak (12/6)	Louis Murphy		TDs	2	Heath Miller vs. S.D. (10/4)
vs. Bal (12/27)	Todd Heap				Hines Ward at Den (11/9)
					Mike Wallace vs. G.B. (12/20)
vs. Min (10/25)	Brett Favre	50	PASSING		
vs. Min (10/25)	Brett Favre	33	Attempts	46	Ben Roethlisberger vs. G.B. (12/20)
vs. Min (10/25)	Brett Favre	334	Completions	33	Ben Roethlisberger vs. Ten (9/10)
vs. Ten (9/10)	Kerry Collins	57	Yards	503	Ben Roethlisberger vs. G.B. (12/20)
vs. S.D. (10/4)	Philip Rivers	3	Long	60	Ben Roethlisberger vs. G.B. (12/20)
vs. Oak (12/6)	Bruce Gradkowski		TDs	3	Ben Roethlisberger at Det (10/11)
vs. G.B. (12/20)	Aaron Rodgers				Ben Roethlisberger at K.C. (11/22)
at Den (11/9)	Kyle Orton	3			Ben Roethlisberger vs. G.B. (12/20)
			INTs	2	Ben Roethlisberger vs. Ten (9/10)
					Ben Roethlisberger at K.C. (11/22)
at Bal (11/29)	Chris Carr	5	PUNT RETURNS		
at Bal (11/29)	Chris Carr	71	Returns	6	Stefan Logan at Chi (9/20)
at Cle (12/10)	Joshua Cribbs	55	Yards	36	Stefan Logan at Chi (9/20)
			Long	25	Stefan Logan vs. Cin (11/15)
			TDs		
vs. S.D. (10/4)	Darren Sproles	6	KICKOFF RETURNS		
			Returns	5	Stefan Logan at Det (10/11)
				5	Stefan Logan vs. Cin (11/15)
vs. Cin (11/15)	Quan Cosby	206		5	Stefan Logan at Bal (11/29)
vs. Cle (10/18)	Joshua Cribbs	98	Yards	135	Stefan Logan vs. Oak (12/6)
vs. Cle (10/18)	Joshua Cribbs	1	Long	83	Stefan Logan vs. Oak (12/6)
vs. Min (10/25)	Percy Harvin	1	TDs		
vs. Cin (11/15)	Quan Cosby	1			
at K.C. (11/22)	Jamaal Charles	1			
at Cle (12/10)	Reggie Hodges	8	PUNTS		
			Punts	8	Daniel Sepulveda at Bal (11/29)
at Cle (12/10)	Reggie Hodges	302	Yards		Daniel Sepulveda at Cle (12/10)
vs. S.D. (10/4)	Mike Scifres	48.5	Avg.	54.3	Daniel Sepulveda at Bal (11/29)
vs. S.D. (10/4)	Mike Scifres	43.8	Net	49.7	Daniel Sepulveda at Chi (9/20)
vs. S.D. (10/4)	Mike Scifres	63	Long	60	Daniel Sepulveda at Chi (9/20)
vs. S.D. (10/4)	Mike Scifres	4	In 20	4	Daniel Sepulveda at Cle (12/10)
at Cle (12/10)	Reggie Hodges				Daniel Sepulveda vs. Ten (9/10)
vs. Oak (12/6)	Shane Lechler	2	Touchbacks	1	Daniel Sepulveda vs. Cle (10/18)
					Daniel Sepulveda at K.C. (11/22)
					Daniel Sepulveda at Bal (11/29)
					Daniel Sepulveda vs. Bal (12/27)
at K.C. (11/22)	Andy Studebaker	2	INTERCEPTIONS		
at K.C. (11/22)	Andy Studebaker	94	Interceptions	2	Tyrone Carter at Den (11/9)
at Cin (9/27)	Jonathan Joseph	1	Long Return	82	Keyaron Fox vs. Min (10/25)
at Det (10/11)	William James	1	TDs	1	Keyaron Fox vs. Min (10/25)
at Den (11/9)	Robert Ayers	1		1	Tyrone Carter at Den (11/9)
vs. Ten (9/10)	Stephen Tulloch	12	TACKLES		
at Den (11/9)	Champ Bailey	12	Total	15	James Farrior vs. Min (10/25)
at Den (11/9)	Champ Bailey	10			
			Solo	11	William Gay vs. Min (10/25)
				11	Ike Taylor vs. Min (10/25)
vs. S.D. (10/4)	Stephen Cooper	6	Assisted	6	James Farrior vs. Min (10/25)
at Chi (9/20)	Alex Brown	2	Sacks	3	James Harrison at Det (10/11)



HISTORY



Steelers History

The fifth-oldest franchise in the NFL, the Steelers were founded on July 8, 1933, by Arthur Joseph Rooney. Originally named the Pittsburgh Pirates, they were a member of the Eastern Division of the 10-team NFL. The other four current NFL teams in existence at that time were the Chicago (Arizona) Cardinals, Green Bay Packers, Chicago Bears and New York Giants.

One of the great pioneers of the sports world, Art Rooney passed away on August 25, 1988, following a stroke at the age of 87. "The Chief," as he was affectionately known, is enshrined in the Pro Football Hall of Fame and is remembered as one of Pittsburgh's great people.

Born on January 27, 1901, in Coultsville, Pa., Art Rooney was the oldest of Daniel and Margaret Rooney's nine children. He grew up in Old Allegheny, now known as Pittsburgh's North Side, and until his death he lived on the North Side just a short distance from Three Rivers Stadium.

Rooney attended St. Peter's Parochial School and Duquesne University Prep School. He studied collegiately at Indiana (Pa.) Normal, which is now Indiana University of Pennsylvania, as well as at Georgetown and Duquesne.

An exceptional all-around athlete, Rooney held middleweight and welterweight titles from the AAU Boxing Championships and was named to the U.S. Olympic Boxing Team in 1920, although he did not participate in the Olympic Games. He played minor league baseball from 1920-25 before a promising career was cut short by an arm injury. Rooney continued playing football for several semi-pro teams in the Pittsburgh area. He was married on June 11, 1931, to Kathleen McNulty, and the couple had five sons — Daniel, Art Jr., Tim, John and Pat. In 1964, Rooney was inducted into the Pro Football Hall of Fame for his contributions to the growth of the NFL and the Pittsburgh Steelers.

By the mid-1960s, Steelers founder Art Rooney had begun to turn over much of the operation of the Steelers to his oldest son, Dan. After having worked in every area of the organization since 1955, Daniel M. Rooney was named president of the Steelers in 1975. In 2000, Dan Rooney was inducted into the Pro Football Hall of Fame. He joined his father Art to form only the second father-son tandem to be inducted into the Hall of Fame. The late New York Giants owners Wellington Mara and his father Tim were the first.

Dan Rooney spent 54 consecutive years with the organization before being named U.S. Ambassador to Ireland in 2009 by President Barack Obama. Rooney was required to move to Ireland in 2009 to fulfill his duties as ambassador.

As an NFL owner, Dan Rooney was widely recognized as one of the league's most influential executives and one

of Pittsburgh's leading contributors to civic activities. Among his community activities, Dan Rooney is a board member for The American Ireland Fund, The Pittsburgh History and Landmarks Foundation and The Heinz History Center.

Dan Rooney has been a member of several NFL committees over the past 30-plus years. He has served on the board of directors for the NFL Trust Fund, NFL Films and the Scheduling Committee. He was appointed chairman of the Expansion Committee in 1973, which considered new franchise locations and directed the addition of Seattle and Tampa Bay as expansion teams in 1976.

In 1976, Rooney was also named chairman of the Negotiating Committee, and in 1982 he contributed to the negotiations for the Collective Bargaining Agreement for the NFL and the Players' Association. He again played a key role in the labor agreement reached between NFL owners and players in 1993. Rooney was also largely responsible for developing the realignment plan and scheduling format that the NFL adopted prior to the 2002 season. In October 2002, he was named chairman of the NFL's Diversity in the Workplace Committee. Rooney is Chairman of the Hall of Fame Committee. In February 1999, he was named the recipient of the Philadelphia Maxwell Football Club's Francis J. "Reds" Bagnell Award for outstanding contributions to the game of football.

Daniel M. Rooney was born on Pittsburgh's North Side on July 20, 1932. He is a 1950 graduate of North Catholic High School, where he played quarterback on the varsity football team. He went on to graduate from Duquesne University in 1955 with a bachelor of arts degree in accounting. Rooney and his wife Patricia live on the North Side. The Rooneys have nine children and 17 grandchildren.

Dan Rooney was named Steelers' Chairman Emeritus in July 2009 after he was named United States Ambassador to Ireland.

In 2002, Dan Rooney officially turned over the title of Steelers' team president to his oldest son, Art Rooney II, who had previously served as the team's vice president and general counsel. Art II also previously served as Chairman of the Board of Klett Rooney Lieber & Schorling (now Buchanan Ingersoll), Attorneys at Law. A 1978 graduate of the University of Pittsburgh where he majored in political science, Art II received his law degree from Duquesne University School of Law in 1982. His many charitable contributions include sitting on the boards of Pittsburgh's Children's Museum, Greater Pittsburgh Council of the Boy Scouts of America, United Way of Allegheny County and Board of Trustees at Duquesne University. He and his wife Greta have four children.

1901

January 27, 1901 — Arthur J. Rooney Sr. is born in Coultsville, Pa. He would eventually be affectionately known as "The Chief."



1932

July 20, 1932 — Dan Rooney is born on Pittsburgh's North Side.



1933

July 8, 1933 — The Pittsburgh Pirates are founded by Art Rooney.



1933

Ray Kemp becomes the first African-American to play for the Steelers.





Steelers History

1930s

After founding the Pirates in 1933, Art Rooney watched his club struggle through its first seven seasons with just 22 wins and five different head coaches. While home games were played at Forbes Field, Rooney often took his team to such cities as Johnstown, Latrobe, Youngstown, New Orleans, and Louisville in the 1930s due to competition with baseball and college football.

In 1938 Rooney signed Colorado All-America Byron "Whizzer" White to a \$15,800 contract, making White the first "big money" player in the NFL. White led the league in rushing that year and became one of the NFL's most illustrious alumni. He served 31 years as a Justice of the United States Supreme Court before retiring in 1993.

1940s

In 1940 Rooney changed the team name to the Pittsburgh Steelers, representing the heritage of Pittsburgh. The first winning record in the organization's history came in 1942 when head coach Walt Kiesling led the Steelers to a 7-4 finish with the league-leading rushing of rookie Bill Dudley. But the next year Dudley joined the Armed Forces along with many other NFL players as the nation went to war. With rosters depleted, Rooney merged the Steelers with the Philadelphia Eagles in 1943 (Phil-Pitt "Steagles") and with the Chicago Cardinals (Card-Pitt) in 1944.

Rooney hired legendary Pitt coach Jock Sutherland in 1946, and Dudley returned from the war to earn NFL MVP honors, leading the league in rushing, interceptions, and punt returns. Today, Dudley is a member of the Pro Football Hall of Fame.

Sutherland led the 1947 Steelers to an 8-4 record and a share of the Eastern division title, but they lost their first-ever postseason game, 21-0, to Philadelphia. Sutherland died suddenly the following spring while on a scouting trip.



1937

Byron "Whizzer" White paid an unheard-of \$15,800 to play one season for the Steelers.


1942

The Pittsburgh Pirates are officially renamed the Pittsburgh Steelers.

1942

November 22, 1942 – The Steelers defeat the Chicago Cards 19-3 to clinch their first winning season in team history.

"Bullet" Bill Dudley



1950s

Succeeding Sutherland, John Michelosen was head coach for the 1948-51 seasons, compiling a 20-26-2 record. In 1952 Joe Bach returned for his second stint with the Steelers, having coached the team previously in 1935-36. The Steelers became the last team to abandon the single wing for the T-formation in 1952.

Bach resigned for health reasons following the 1954 season and was replaced by assistant coach Walt Kiesling, who had been the Steelers' head coach twice previously. Kiesling's three stints covered the 1939-40, 1941-44, and 1954-56 campaigns.



1943

The Pittsburgh Steelers merge with the Philadelphia Eagles to form the "Steagles" as many rosters were depleted due to World War II.

1944

The Pittsburgh Steelers merge with the Chicago Cardinals (Card-Pitt) as many rosters were still depleted due to World War II.

1947

December 21, 1947 – The Steelers play their first postseason game, a 21-0 setback to the Philadelphia Eagles in the Eastern Division Playoffs.

1957

Lowell Perry becomes the NFL's first African-American assistant coach.



Steelers History

1960s

Buddy Parker was named head coach in 1957 and over the next eight years

he led the Steelers to five non-losing seasons. Hall of Fame quarterback Bobby Layne quarterbacked the team through three of those campaigns, leading the Steelers to a 9-5 mark and a playoff game versus Detroit in 1962, which the Steelers lost 17-10. Parker completed his tenure with a 51-48-6 record and ranks third among all-time Steelers coaches for career wins.

On October 25, 1964, the Steelers made team history when they retired jersey No. 70 in honor of former defensive tackle Ernie Stautner. Stautner, who was inducted into the Pro Football Hall of Fame in 1969, remains the only Steelers player to have his jersey retired.

Brief head coaching stints by Mike Nixon in 1965 and Bill Austin from 1966-68 preceded the hiring of the 37-year-old Chuck Noll on January 27, 1969. Noll began to rebuild the Steelers through the draft, starting with the defense when he selected defensive tackle Joe Greene with his first choice in 1969. Today, Greene is a member of the Pro Football Hall of Fame.



1964

October 25, 1964 – The Steelers retire Ernie Stautner's No. 70, becoming the first and only jersey number to be retired in team history.

1969

January 27, 1969 – Chuck Noll is named head coach of the Steelers.



1969

January 28, 1969 – "Mean" Joe Greene is selected by the Steelers in the first round of the NFL Draft.



1970

The Pittsburgh Steelers move from the NFL Century Division to the AFC Central with the merger of the American Football League and the NFL.

1970s

A 1-13 record in 1969 gave the Steelers the first overall choice in the 1970

draft, with which Noll addressed the offense by selecting quarterback Terry Bradshaw, another Hall of Famer, after the Steelers won the first selection by winning a coin toss with the Chicago Bears. Cornerback Mel Blount was added in the third round that year, followed by linebacker Jack Ham in 1971 and running back Franco Harris in 1972. In all, Noll drafted 10 players who are now enshrined in the Hall of Fame including three in his first 20 picks and four of his first 38.



STEEL CURTAIN

Two significant changes took place in 1970. The Steelers moved from the NFL Century Division to the AFC Central with the merger of the American Football League and the NFL. The Steelers also moved into a new home as Three Rivers Stadium opened. Previously, the Steelers had played home games at Forbes Field from 1933-57 and at both Forbes Field and Pitt Stadium from 1958-63. From 1964-69 the Steelers played at Pitt Stadium until Three Rivers opened in 1970.

Gradual improvement in the early 1970s resulted in the team's first division title in 1972 with an 11-3 record. In the first playoff game at Three Rivers the Steelers defeated the Oakland Raiders, 13-7, with Franco Harris' "Immaculate Reception" in the final minute. Despite a 21-17 loss the following week to the undefeated Miami Dolphins, the Steelers had reached a new plateau.

1970

August 28, 1970 – Pittsburgh defeats the New York Giants, 21-6, in the first preseason game at Three Rivers Stadium.



1970



September 20, 1970 – The Steelers fall to the Houston Oilers, 19-7, in their first regular-season game at Three Rivers Stadium.

1972

December 23, 1972 – The Steelers win their first playoff game in dramatic fashion with a 13-7 victory over the Oakland Raiders on Franco Harris' "Immaculate Reception."



Steelers History



SUPER BOWL X, STEELERS 21, COWBOYS 17

It took 40 years for the Steelers to finally win their first division title, but over the next decade they achieved a level of success unprecedented in professional football.

In 1973 the Steelers won a wild card playoff berth with a 10-4 record. Oakland avenged their loss from the previous year, however, with a 33-14 defeat of the Steelers in the playoffs.

The Steelers won their first of six consecutive AFC Central titles in 1974 and marched past Buffalo (32-14) and Oakland (24-13) en route to their first Super Bowl appearance in Super Bowl IX. The fierce Pittsburgh defense led the way to a 16-6 victory over the Minnesota Vikings, and Art Rooney was presented the Vince Lombardi Trophy for the first time.

In 1975 the Steelers won 11 straight games to finish 12-2 and claim their second consecutive division crown. After defeating Baltimore (28-10) and Oakland (16-10) in the playoffs, the Steelers became the third team in NFL history, joining Green Bay and Miami, to win back-to-back Super Bowls with a 21-17 defeat of the Dallas Cowboys in Super Bowl X.



1974

January 29, 1974 – The Steelers select future Hall of Famers Lynn Swann (first round), Jack Lambert (second), John Stallworth (fourth) and Mike Webster (fifth) in the NFL Draft. Many consider it the best draft in NFL history. Following the draft, the Steelers also signed free agent Donnie Shell, who went on to become one of the team's all-time best safeties.

1975

January 12, 1975 – Pittsburgh defeats the Minnesota Vikings, 16-6, to capture the team's first Super Bowl victory in Super Bowl IX in New Orleans' Tulane Stadium.



1975

Dan Rooney is named President of Pittsburgh Steelers.

The 1976 Steelers struggled to a 1-4 start before reeling off nine straight victories, including five shutouts, to win the division with a 10-4 mark. They defeated Baltimore 40-14 in the playoffs, but lost to Oakland, 24-7, after both starting running backs, Franco Harris and Rocky Bleier, were injured. The following year the Steelers dropped a 34-21 decision to Denver in the first round of the playoffs after posting a 9-5 regular-season record.

In 1978 the Steelers made history after a league-best 14-2 regular season and playoff wins versus Denver (33-10) and Houston (34-5). Their 35-31 Super Bowl XIII win versus Dallas made the Steelers the first team to win three Super Bowls.

Yet another standard was set the following year when the 1979 Steelers defeated the Los Angeles Rams, 31-19, in Super Bowl XIV to make them the first team in history to win four Super Bowls and the only team to win back-to-back Super Bowls twice. The Super Bowl victory followed a 12-4 regular season and playoff wins versus Miami (34-14) and Houston (27-13). With six consecutive AFC Central crowns, eight straight years of playoff appearances and four Super Bowl championships, the Steelers were tagged the "Team of the Decade" for the 1970s.

"THE TEAM OF THE DECADE"



1976

January 18, 1976 – The Steelers win their second consecutive league championship with a 21-17 victory over the Dallas Cowboys in Super Bowl X in Miami, Fla.

Pictured: MVP Lynn Swann

1979

January 21, 1979 – Pittsburgh defeats the Dallas Cowboys, 35-31, in Super Bowl XIII in Miami, Fla., becoming the first team to win three Super Bowls.

Pictured: MVP Terry Bradshaw

Steelers History

1980s

As the 1980s opened the Steelers stumbled, failing to make the playoffs in 1980 and 1981 with records of 9-7 and 8-8.

In 1982 the Steelers celebrated the team's 50th anniversary by qualifying for the playoffs with a 6-3 finish in a strike-interrupted season. During the season an anniversary banquet was held to commemorate the team's first 50 seasons and to honor the Steelers' all-time team as selected by fan voting. Thousands of fans were attracted to Pittsburgh for a week of activities and exhibits before the anniversary season was ended by San Diego's 31-28 win in the playoffs. This would be the last playoff game at Three Rivers until the 1992 season, a span of 10 years.

The 1983 Steelers won their eighth division title with a 10-6 record, but fell in the postseason, 38-10, to the Los Angeles Raiders. The following year the Steelers won their ninth division crown and the team advanced to the AFC Championship game with a 24-17 playoff win at Denver. A 45-28 loss to Miami in the AFC Championship game prevented the Steelers from a fifth Super Bowl appearance.

The Steelers' streak of 13 consecutive non-losing seasons came to an end in 1985 with a 7-9 finish, followed by 6-10 in 1986. Playoff hopes remained alive in 1987 until the Steelers lost their last two games to finish 8-7 during the strike-shortened season.

In 1988 the team suffered through its worst campaign in 19 years with a 5-11 record. The next season got off to a similar start with losses of 51-0 and 41-10 in the first two games as the offense failed to score in the first month of the season. But the young team fought back to finish 9-7 and earn a wild card playoff berth on the season's final weekend. An exciting 26-23 overtime playoff win in Houston was followed by a heartbreaking 24-23 divisional playoff loss at Denver in which the Steelers led until the final minutes.



1980

January 6, 1980 – The Steelers "weather" the Pittsburgh elements as they defeat the Houston Oilers at a rain-soaked Three Rivers Stadium to advance to Super Bowl XIV.



1980

January 20, 1980 – The Steelers win their fourth Super Bowl championship by defeating the Los Angeles Rams, 31-19, in Super Bowl XIV in Pasadena, Calif. They would be named the Team of the Decade of the 1970s.

1990s

A 9-7 finish in 1990 left the Steelers in a three-way tie for the AFC Central lead, but they were eliminated from playoff contention by a 2-4 division record. The 1991 team finished second in the division despite a 7-9 record, winning the last two games under Noll at home against the Cincinnati Bengals and Cleveland Browns.

On December 26, 1991 Noll announced his retirement from football after 39 consecutive seasons, the last 23 as the Steelers' head coach, which made him one of only four men to coach the same team for 23 consecutive years. He left as the fifth-winningest coach in NFL history with an overall record of 209-156-1, and as the only coach to win four Super Bowls. Noll was rewarded in 1993 with his election to the Hall of Fame in his first year of eligibility.

A new era began in 1992 with the retirement of Noll and the arrival of 34-year-old Bill Cowher, the National Football League's youngest head coach at the time he assumed control. In the first season of the new era, the Steelers won the AFC Central division crown for the first time since 1984 with an 11-5 record. While the team enjoyed newfound success, Cowher was recognized by the Associated Press as the NFL's Coach of the Year and six Steelers played in the Pro Bowl, the most in more than a decade.

Under Cowher the Steelers became the first AFC team since the 1970 merger to claim its 10th division title. Their 11-5 record equaled the best in the conference and gave the Steelers home field advantage throughout the playoffs. However, in the first postseason game at Three Rivers in exactly 10 years, the Steelers were defeated by eventual AFC champion Buffalo, 24-3.



1984

Tony Dungy is named defensive coordinator for the Steelers, becoming the NFL's first African-American coordinator.




1987

August 8, 1987 – "Mean" Joe Greene becomes the first player of the 1970s Steelers' teams to be inducted into the Pro Football Hall of Fame.



Steelers History



1995 AFC CHAMPIONSHIP, STEELERS 20, COLTS 16

In 1993, the Steelers earned a wild card playoff berth, marking their first consecutive playoff appearances since the 1983-84 seasons. A 9-7 record was good for second place in the division, but the season ended in a 27-24 overtime loss at Kansas City in the AFC Wild Card game.

The 1994 Steelers won seven of their final eight regular-season games for their strongest finish since 1978. They captured their second division title in three years with the AFC's best record of 12-4. After a 29-9 victory over the Cleveland Browns in the first round of the playoffs, Pittsburgh hosted its first AFC Championship game since 1979. The game went down to the wire and the Steelers lost to the San Diego Chargers, 17-13.

At 38, Bill Cowher became the youngest head coach to lead his team to a Super Bowl in 1995. Along the way, Cowher's team captured their third AFC Central division

title in four years, made their fourth straight playoff appearance and won the Steelers' first AFC title since 1979. After a first-round bye, they defeated the Buffalo Bills (40-21) and the Indianapolis Colts (20-16), before losing to the Dallas Cowboys, 27-17, in Super Bowl XXX in Tempe, Ariz.

In 1996, the Steelers finished 10-6 and earned their fifth consecutive trip to the playoffs. Cowher ended the season with 57 career victories, ranking him as the second winningest coach in team history, behind his predecessor Noll.

The Steelers captured their fourth consecutive AFC Central title in 1997 while posting an 11-5 record. They were one play away from earning their sixth Super Bowl appearance but lost to Denver, 24-21, in the AFC Championship game.

In 1998, the Steelers finished a disappointing 7-9, losing their last five regular-season games and missing the playoffs for the first time under Bill Cowher.

The Steelers suffered their second consecutive losing season in 1999, when their record fell to 6-10.



1991

December 26, 1991 –
Chuck Noll announces his retirement.

1988

August 25, 1988 –
Art Rooney passes away at the age of 87 following a stroke.



1992

January 21, 1992 –
Bill Cowher is named head coach of the Pittsburgh Steelers.

1996

January 28, 1996 –
The Steelers fall to the Dallas Cowboys, 27-17, in Super Bowl XXX in Phoenix, Ariz.

Pictured: Neil O'Donnell



Steelers History

2000s

After starting the 2000 season with a 0-3 record, the Steelers rebounded to finish the year at 9-7, and barely missed the playoffs.

However, 2000 will be remembered most for being the final season for the Steelers at Three Rivers Stadium. The Steelers were 4-4 during their final season at Three Rivers Stadium, including victories in four of their final six home games. The Steelers won their final game at Three Rivers, 24-3, against the Washington Redskins on Dec. 16.

The Steelers finished 31 seasons at Three Rivers Stadium (1970-2000) with a 182-73 home record, including the postseason. The Steelers recorded their largest regular-season home attendance figures (440,428) since 1998 in the final season, including a season-high 58,183 fans during the final game in stadium history.

The Steelers began a new era in team history in 2001 with the opening of their new stadium, Heinz Field. The Steelers posted an AFC-best 13-3 regular-season record, including a 7-1 mark at home, and advanced to the AFC Championship Game.

The inaugural game at Heinz Field was originally scheduled to be a nationally televised Sunday Night game on Sept. 16. However, the September 11 terrorist attacks on America forced the NFL to postpone all games



RUNNING BACK, JEROME BETTIS

that weekend — which were eventually rescheduled for the end of the season. As a result, the Steelers opened Heinz Field on Sunday, Oct. 7 with a 16-7 win against the Cincinnati Bengals.

The Steelers defeated the defending Super Bowl Champion Baltimore Ravens, 27-10, in the AFC Divisional Playoffs, in the first-ever postseason game played at Heinz Field. However, they suffered a disappointing 24-17 loss at home in the AFC Championship Game to the eventual Super Bowl-champion New England Patriots.

After a 0-2 start in 2002, the Steelers rallied to make the playoffs for the second consecutive season. However, the team's Super Bowl hopes ended when they lost, 34-31, in overtime to the Tennessee Titans on the road.

The Steelers began the 2003 season with a 34-15 victory against AFC North rival Baltimore Ravens. However, the team never regained that magic and finished the season with a 6-10 record and out of the playoffs for the first time in three years.



2000

July 29, 2000 – Dan Rooney is inducted into the Pro Football Hall of Fame.

2000

December 16, 2000 – The Steelers defeat the Washington Redskins, 24-3, in the final game at Three Rivers Stadium.



2001

August 25, 2001 – Pittsburgh defeats the Detroit Lions, 20-7, in its first preseason game at Heinz Field.



2001

October 7, 2001 – The Steelers win their first-ever regular-season game at Heinz Field with a 16-7 victory over the Cincinnati Bengals.




2002

Art Rooney II is named President of the Pittsburgh Steelers.

2003

October 26, 2003 – The Steelers host the St. Louis Rams at Heinz Field, marking the 1,000th game in team history.





Steelers History

MEDIA INFORMATION

FOOTBALL STAFF

2010 PLAYERS

2009 IN REVIEW

STEELERS HISTORY

RECORDS

The Steelers set a team record in 2004 by becoming the first AFC team to win 15 games (15-1) in the regular season. They ultimately advanced to the AFC Championship Game where they lost to the New England Patriots, 41-27. Nine Steelers were selected to play in the AFC-NFC Pro Bowl, the team's most since the 1979 season.

Pittsburgh found itself sitting at 7-5 after 12 games in 2005, but it rallied to win its final four regular-season games to earn the AFC's sixth seed in the playoffs. The Steelers then won an unprecedented three straight road playoff games to gain a berth in Super Bowl XL in Detroit versus the Seattle Seahawks.



2003 #1 DRAFT PICK, TROY POLAMALU

The Steelers captured their fifth Super Bowl title with a 21-10 victory over the Seahawks as wide receiver Hines Ward was named MVP, finishing with five receptions for 123 yards. Ward also hauled in a game-clinching 43-yard TD pass from Antwaan Randle El on a gadget play midway through the fourth quarter.

The 2006 season saw the Bill Cowher era come to an end with the Steelers finishing the season winning six of their final eight games to post an 8-8 record on the year.

On January 5, 2006, Bill Cowher resigned as Steelers head coach with a 161-99-1 overall record, second best in team history.



2001

February 5, 2005 – Pittsburgh Steelers win their fifth Super Bowl title with a 21-10 victory over the Seattle Seahawks in Super Bowl XL in Detroit.

2003

January 5, 2007 – Bill Cowher steps down as head coach of the Pittsburgh Steelers.

2007

January 22, 2007 – Mike Tomlin is named head coach of the Pittsburgh Steelers.

Super Bowl XL MVP:
Hines Ward



The Steelers hired 34-year old Mike Tomlin as the team's coach. Tomlin was the NFL's youngest head coach at the time he was hired on Jan. 22, 2007.

Tomlin became the second first-year coach in team history to make the playoffs. The Steelers finished with a 10-6 overall record and won the AFC North division title.

Mike Tomlin became the first coach in franchise history to win a division title in each of his first two seasons when the Steelers captured their second consecutive AFC North division title with a 12-4 record. They went on to defeat the San Diego Chargers and Baltimore Ravens to gain a berth in Super Bowl XLIII in Tampa, Florida versus the Arizona Cardinals.

The Steelers became the first NFL franchise to capture six Super Bowl titles when they defeated the Cardinals, 27-23. With the victory, Head Coach Mike Tomlin became the youngest coach to win a Super Bowl in NFL history. Wide receiver Santonio Holmes was named MVP after hauling in the game-winning six-yard touchdown pass from Ben Roethlisberger with 35 seconds remaining in regulation.

Super Bowl XLIII James Harrison
Runs for the longest interception
return in NFL History as the Steelers
earn their sixth trophy.



2009

February 1, 2009 – The Steelers establish an NFL record by winning their sixth Super Bowl title with a 27-23 victory over the Arizona Cardinals in Super Bowl XLIII in Tampa, Florida.

Troy Polamalu scores
to ensure the Steelers a
Super Bowl berth.



2009

January 18, 2009 – The Steelers host the Baltimore Ravens in the AFC Championship Game in front of Heinz Field-record crowd of 65,350.



Super Bowl IX Pittsburgh 16, Minnesota 6

January 12, 1975 80,997



NEW ORLEANS — The Steelers made their first appearance in the Super Bowl and captured their first NFL Championship with a 16-6 victory.

The veteran Vikings, meanwhile, had been to the Super Bowl twice before. The Vikings had a savvy leader in QB Fran Tarkenton. The Steelers had a strong defense but their quarterback, Terry Bradshaw, was unproven.

The first half was dominated by defense. Pittsburgh concentrated on the middle of the Minnesota defensive line. One defensive tackle, Ernie Holmes, played over Vikings' C Mick Tingelhoff, while the other tackle, Joe Greene, lined up at an angle pointed directly at Tingelhoff. Holmes sometimes took on the Vikings' center directly, allowing Greene to knife through and pursue Tarkenton. At other times, Greene would smash into Tingelhoff while Holmes looped behind him.

The only score in the first half was a safety registered by the Pittsburgh Steelers. Fran Tarkenton fumbled a handoff to Dave Osborn, scrambled to recover the ball in the end zone, and was downed by Pittsburgh DE Dwight White.

Leading 2-0, Pittsburgh kicked to Minnesota to open

the second half and the Vikings' Bill Brown fumbled and Marv Kellum recovered for Pittsburgh at the Minnesota 30. The Steelers took four plays to go the distance, with Franco Harris taking the ball in from the nine.

Harris was named game MVP. He ran for 158 yards on 34 tries, while Rocky Bleier added 65 yards on 17 carries. Minnesota, meanwhile, managed only 17 yards rushing.

Denied on the ground, the Vikings weren't much better in the air. Tarkenton, under constant pressure from Greene, Holmes, White, and L.C. Greenwood, completed only 11-of-26 attempts for 102 yards—an average of fewer than four yards per pass.

Despite their dominance, Pittsburgh's 9-0 lead was far from safe, and it narrowed to 9-6 in the final quarter when Matt Blair blocked Bobby Walden's punt, and Terry Brown recovered in the end zone.

After that touchdown, Pittsburgh put the game on ice with a drive that began on its 34. The big play of the drive was a 30-yard toss from Bradshaw to Larry Brown, who later scored the final TD.

Soon after the ensuing kickoff, Pittsburgh's Mike Wagner intercepted a Tarkenton pass, and the Steelers held possession until the game was nearly over.

Game Summary

	1	2	3	4	F
STEELERS	0	2	7	7	16
Vikings	0	0	0	6	6

TEAM	Q	TIME	PLAY	DRIVE	SCORE
PIT	2	7:51	Safety (White downed Tarkenton in end zone)	—	2-0
PIT	3	13:25	Harris 9 run (Gerela kick)	4-30, 1:24	9-0
MIN	4	10:33	Brown recovered blocked punt (kick failed)	—	9-6
PIT	4	3:31	Brown 4 pass from Bradshaw (Gerela kick)	11-66, 6:47	16-6

Team Statistics

	Steelers	Vikings
First Downs	17 [11-5-1]	9 [2-5-2]
Third Downs	7-18	5-12
Fourth Downs	0-0 [0%]	0-0 [0%]
Total Net Yards	333	119
Plays-Avg.	73-4.6	47-2.5
Rushing Yards	249	17
Att.-Avg.	57-4.4	21-0.8
Passing Yards	84	102
Sacked by Opp.	2-12	0-0
Pass.-Att.-Comp.	14-9-0	26-11-3
Punts-Avg.	7-34.7	6-37.2
Penalties	8-122	4-18
Fumbles-Lost	4-2	3-2
Time of Poss.	30:36	29:24

Individual Statistics

RUSHING: Pit. - Harris 34-158, 1 TD; Bleier 17-65; Bradshaw 5-33; Swann 1-[-7]. Min. - Foreman 12-18; Tarkenton 1-0; Osborn 8-[-1].

PASSING: Pit. - Bradshaw 14-9-0, 96, 1 TD. Min. - Tarkenton 26-11-3, 102.

RECEIVING: Pit. - Brown 3-49, 1 TD; Stallworth 3-24; Bleier 2-11; Lewis 1-12. Min. - Foreman 5-50; Voigt 2-31; Osborn 2-7; Gilliam 1-16; Reed 1-[-2-9].



Super Bowl X Pittsburgh 21, Dallas 17

January 18, 1976 80,197



MIAMI — What were, at the time, the two most popular teams in the NFL met in Super Bowl X, and the contrast between their styles was as great as the hue of their jerseys.

The glitzy, white-clad Dallas Cowboys—"America's Team"—combined a high-tech offense and a state-of-the-art Flex Defense to put on a dazzling show each Sunday. They were easy to like, and for once, they even had something of an underdog aura, having reached the Super Bowl as a Wild Card team. The black-clad Pittsburgh Steelers, out to defend their Super Bowl victory of the year before, lived by a Steel-hard defense occasionally spelled by a grind-it-out running attack that would have been at home in the NFL of the 1930s.

The Cowboys struck first when Roger Staubach zeroed in on Drew Pearson for a 29-yard touchdown pass.

Before the end of the quarter, Pittsburgh evened the score on a seven-yard pass from Terry Bradshaw to TE Randy Grossman. Setting up the score was a 32-yard pass to Lynn Swann, whose health was questionable because of a concussion he had suffered in the AFC Championship Game. Swann outleaped a Dallas defender, then magically kept both feet inside the sideline to make his catch.

Dallas reclaimed the lead at 10-7 only 15 seconds into the second quarter when Toni Fritsch booted a 36-yard field goal.

Later, Pittsburgh's Roy Gerela, playing at less than 100 percent because of a cracked rib he suffered making a tackle on the opening kickoff, shanked a field-goal try and Dallas went to the locker room with a 10-7 lead.

Defense continued to dominate in the scoreless third quarter. Pittsburgh sacked Staubach seven times during the game and forced him to scramble on numerous occasions. Moreover, they pressured him into an uncharacteristic three interceptions.

One of the interceptions set up another field-goal try by Gerela, but he pulled it left from 33 yards. Dallas S Cliff Harris mockingly patted him on the helmet, only to be unceremoniously dumped on his hip pads by irate Pittsburgh LB Jack Lambert. The inspired Steelers dominated after that.

In the fourth quarter, Steelers' reserve FB Reggie Harrison blocked Mitch Hoopes's punt. The ball rolled through the end zone for a safety to cut the Cowboys' lead to 10-9. Gerela, who'd donned a corset to protect his ribs, regained his kicking touch with field goals of 36 and 18 yards to put the Steelers in front 15-10.

With 3:02 left in the game, Bradshaw lofted a long pass to game MVP Swann, who caught the ball at the five and took it over the goal line to complete a 64-yard lightning strike. Swann finished the day with 161 yards on four catches, a 40.3 average-per-catch. Gerela missed the extra point.

It took Staubach only 1:14 to get the touchdown back, completing a drive with a 34-yard bulls-eye to Percy Howard—the only pass Howard caught during his entire career.

Terry Hanratty replaced Bradshaw, still woozy from the hit suffered after his touchdown pass to Swann, but the Steelers were stalled on a fourth-and-9 at the Dallas 41 with almost a minute and a half to go. Coach Noll feared a blocked kick and called for a Rocky Bleier run that gained only two yards. Noll was gambling that his defense could stop the Cowboys.

Trailing only 21-17, Staubach had the ball back with more time than he usually needed to negotiate 61 yards. The Cowboys reached Pittsburgh's 38. With five seconds left, Staubach launched his final pass into the end zone. Steelers' S Mike Wagner batted the ball, which was intercepted by S Glen Edwards and the Steelers had their second consecutive Super Bowl victory.

Game Summary

	1	2	3	4	F
Cowboys	7	3	0	7	17
STEELERS	7	0	0	14	21

TEAM	Q	TIME	PLAY	DRIVE	SCORE
DAL	1	10:24	D. Pearson 29 pass from Staubach (Fritsch kick)	1-24:0:08	0-7
PIT	1	5:57	Grossman 7 pass from Bradshaw (Gerela kick)	8-67:4:16	7-7
DAL	2	14:45	Fritsch 36 FG	11-46:6:01	7-10
PIT	4	11:28	Safety, Harrison blocks kick	—:—:—	9-10
PIT	4	8:41	Gerela 36 FG	7-25:2:36	12-10
PIT	4	6:37	Gerela 18 FG	4-6:1:45	15-10
PIT	4	3:06	Swann 64 pass from Bradshaw (kick failed)	3-70:1:23	21-10
DAL	4	1:48	Howard 34 pass from Staubach (Fritsch kick)	5-80:1:06	21-17

Team Statistics

	Cowboys	Steelers
First Downs	14 (6-8-0)	13 (7-6-0)
Third Downs	4-15 (27%)	8-21 (38%)
Total Net Yards	270	339
Plays-Avg.	62-4.4	67-5.1
Rushing Yards	108	149
Att.-Avg.	31-3.5	46-3.2
Passing Yards	162	209
Pass.-Att.-Comp.	24-15-3	19-9-0
Punts-Avg.	7-35	4-39.8
Fumbles-Lost	4-0	4-0
Penalties-Yds.	2-20	0-0

Individual Statistics

RUSHING: Dal. - Newhouse 16-56; Staubach 5-22; Dennison 5-16; Pearson 5-14. Pit. - Harris 27-82; Bleier 15-51; Bradshaw 4-16.
PASSING: Dal. - Staubach 24-15-3 204, 2 TD. Pit. - Bradshaw 19-9-0 209, 2 TD.
RECEIVING: Dal. - P. Pearson 5-53; Young 3-31, 1 TD; D. Pearson 2-59, 1 TD; Newhouse 2-12; Howard 1-34, 1 TD; Fugett 1-9; Dennison 1-6. Pit. - Swann 4-161, 1 TD; Stallworth 2-8; Harris 1-26; Grossman 1-7, 1 TD; Brown 1-7.

Super Bowl XIII Pittsburgh 35, Dallas 31

January 21, 1979 78,656



MIAMI — This was more than just the first rematch in Super Bowl history: It re-staged what many still consider the most enjoyable and dramatic Super Bowl battle to that point. Opportunity—recognizing it and capitalizing on it—was the theme. Failure to embrace it would play a hand too. It was the Steelers, though, who managed a 35-31 victory.

Dallas had its chances. The Cowboys took a 14-7 lead in the second quarter when linebacker Mike Hegman simply took the ball away from Steelers' QB Terry Bradshaw and ran 37 yards to score. But Bradshaw countered immediately with a 75-yard touchdown strike to John Stallworth.

In the third quarter, trailing 21-14, Dallas marched from its 42 to the Steelers' 10. On third-and-three, Cowboys' QB Roger Staubach saw TE Jackie Smith alone in the end zone. Smith slipped and fell reaching for Staubach's pass and Dallas settled for a 27-yard field goal.

Pittsburgh scored two touchdowns early in the fourth quarter—a 22-yard run by Franco Harris and an 18-yard pass from Bradshaw to Swann. Harris' score followed a pass-interference call against Dallas CB Benny Barnes, who was covering Swann. The mistake cost the Cowboys 33 yards. Dallas did score touchdowns with 2:27 and 22 seconds to play, on passes from Staubach to TE Billy Joe Dupree and Butch Johnson, but Pittsburgh held on to win, 35-31.

With the victory, the Steelers became the first team to win three Super Bowls. The two teams set a Super Bowl record for points scored.

Game Summary

	1	2	3	4	F
STEELERS	7	14	0	14	35
Cowboys	7	7	3	14	31

TEAM	Q	TIME	PLAY	DRIVE	SCORE
PIT	1	9:47	Stallworth 28 pass from Bradshaw (Gerela kick)	7:35;3:12	7-0
DAL	1	0:00	Hill 39 pass from Staubach (Septien kick)	3:41;1:00	7-7
DAL	2	12:08	Hegman 37 fumble recovery return (Septien kick)	—;—	7-14
PIT	2	10:25	Stallworth 75 pass from Bradshaw (Gerela kick)	3:75;1:43	14-14
PIT	2	0:26	Bleier 7 pass from Bradshaw (Gerela kick)	5:56;1:15	21-14
DAL	3	2:56	Septien 27 FG	10:32;4:52	21-17
PIT	4	7:10	Harris 22 run (Gerela kick)	8:88;4:58	28-17
PIT	4	6:51	Swann 18 pass from Bradshaw (Gerela kick)	1:18;0:07	35-17
DAL	4	2:23	Dupree 7 pass from Staubach (Septien kick)	8:89;4:24	35-24
DAL	4	0:22	Johnson 4 pass from Staubach (Septien kick)	9:52;2:05	35-31

Team Statistics

	Steelers	Cowboys
First Downs	19 (2-15-2)	20 (6-13-1)
Third Downs	9-15 (60%)	9-16 (56%)
Total Net Yards	357	317
Plays-Avg.	58-6.2	67-4.7
Rushing Yards	66	141
Att.-Avg.	24-2.8	32-4.4
Passing Yards	291	176
Pass.-Att.-Comp.	30-17-1	30-17-1
Punts-Avg.	3-43.0	5-39.6
Fumbles-Lost	2-2	3-2
Penalties-Yds.	5-35	9-89

Individual Statistics

RUSHING: Pit. — Harris 20-68, 1 TD; Bleier 2-3; Bradshaw 2-(-5). Dal. — Dorsett 15-96; Newhouse 8-3; Pearson 1-(-13); Staubach 4-37; Pearson 1-6; Laidlaw 3-12.
PASSING: Pit. — Bradshaw 30-17-1, 318, 4 TD. Dal. — Staubach 30-17-1, 228, 3 TD.
RECEIVING: Pit. — Swann 7-154, 1 TD; Stallworth 3-115, 2 TDs; Grossman 3-29; Harris 1-22; Bleier 1-7, 1 TD; Bell 2-21. Dal. — Dorsett 5-44; D. Pearson 4-73; Hill 2-49, 1 TD; Johnson 2-30, 1 TD; Dupree 2-17, 1 TD; P. Pearson 2-15.



Super Bowl XIV Pittsburgh 31, Los Angeles 19

January 20, 1980 103,985



PASADENA, Calif. — There was a moment of heroism and self-sacrifice when an old warrior, Los Angeles Rams' DE Jack Youngblood, announced his intention to play in his team's first Super Bowl despite a fractured leg.

There was a rush of "What if?" euphoria as the underdog Rams took a 19-17 lead into the fourth quarter.

And there was cold reality: Pittsburgh, a team with as much patience as talent, struck quickly and surely for two touchdowns in the fourth quarter and it was over. The 31-19 victory was the Steelers' fourth in the Super Bowl in only six seasons.

The signature image of Super Bowl XIV is of Steelers WR John Stallworth at the Rams' 32, looking back over

his head for a lofty Terry Bradshaw pass, catching it in stride just over the outstretched arms of Rams' CB Rod Perry, and continuing into the end zone for a 73-yard touchdown.

The Steelers had taken the lead and then surrendered it in the third quarter. Bradshaw hit WR Lynn Swann over the middle for a 47-yard score. The Rams came back with a 24-yard halfback pass from Lawrence McCutcheon to Ron Smith that made it 19-17 before Bradshaw-to-Stallworth put Pittsburgh ahead for good.

Los Angeles intercepted Bradshaw three times, but it was the Steelers' lone interception—by Jack Lambert—that punctuated the ending. With the score 24-19 and the Rams driving, Lambert intercepted a pass from QB Vince Ferragamo at the Pittsburgh 14.

For the second year in a row, Bradshaw was named the game's most valuable player after passing for 309 yards and two touchdowns.

Game Summary

	1	2	3	4	F
Rams	7	6	6	0	19
STEELERS	3	7	7	14	31

TEAM	Q	TIME	PLAY	DRIVE	SCORE
PIT	1	7:31	Bahr 41 FG	11:55;5:05	3-0
LA	1	2:44	Bryant 1 run (Corral kick)	8:59;4:41	3-7
PIT	2	12:52	Harris 1 run (Bahr kick)	9:53;4:40	10-7
LA	2	7:21	Corral 31 FG	11:67;5:23	10-10
LA	2	0:14	Corral 45 FG	9:12;2:51	10-13
PIT	3	12:12	Swann 47 pass from Bradshaw (Bahr kick)	5:61;2:48	17-13
LA	3	10:15	Smith 24 pass from McCutcheon (kick failed)	4:77;1:49	17-19
PIT	4	12:04	Stallworth 73 pass from Bradshaw (Bahr kick)	3:75;0:55	24-19
PIT	4	1:49	Harris 1 run (Bahr kick)	7:20;3:35	31-19

Team Statistics

	Rams	Steelers
First Downs	16 (6-9-1)	19 (8-10-1)
Third Downs	6-16 (38%)	9-14 (64%)
Total Net Yards	301	393
Plays-Avg.	59-5.1	58-6.8
Rushing Yards	107	84
Att.-Avg.	29-3.7	37-2.3
Passing Yards	194	309
Pass.-Att.-Comp.	26-16-1	21-14-3
Punts-Avg.	5-44.0	2-42.5
Fumbles-Lost	0-0	0-0
Penalties-Yds.	2-26	6-65

Individual Statistics

RUSHING: L.A. — Tyler 17-60; Bryant 6-30, 1 TD; McCutcheon 5-10; Ferragamo 1-7. **Pit.** — Harris 20-46, 2 TD; Bleier 10-25; Bradshaw 3-9; Thornton 4-4.

PASSING: L.A. — Ferragamo 25-15-1, 212; McCutcheon 1-1-0, 24, 1 TD. **Pit.** — Bradshaw 21-14-3, 309, 2 TD.

RECEIVING: L.A. — Waddy 3-75; Bryant 3-21; Tyler 3-20; Dennard 2-32; Nelson 2-20; Hill 1-28; Smith 1-24, 1 TD; McCutcheon 1-16. **Pit.** — Swann 5-79, 1 TD; Stallworth 3-121, 1 TD; Harris 3-66; Cunningham 2-21; Thornton 1-22.

Super Bowl XXX Dallas 27, Pittsburgh 17

January 28, 1996 76,347



TEMPE, Ariz. — After producing 10 lopsided outcomes in its last 12 editions, the Super Bowl was due for some drama. Pittsburgh was up to the task and made a game of it, but the game turned on two interceptions by the game's Most Valuable Player, Dallas CB Larry Brown as the Steelers fell to the Cowboys, 27-17.

The first of Brown's interceptions came midway through the third quarter. No Steelers receiver was within 10 yards when Brown accepted Neil O'Donnell's misfired pass at the Cowboys' 38 and returned it 44 yards to the Steelers' 18. Troy Aikman's pass to Michael Irvin took Dallas to the one, and Emmitt Smith scored to give the Cowboys a 20-7 lead.

The Steelers made it 20-10 with Norm Johnson's 46-yard field goal, and then recovered an onside kick. They reduced the gap to 20-17 when Bam Morris scored from the one with 6:36 to play. With 4:15 left, Pittsburgh had the ball again at its 32 after forcing Dallas to punt.

Two plays later, Brown intercepted O'Donnell at the Steelers' 39 and returned it to the six. Smith scored from the four yard-line two plays later, and the Cowboys had locked up their record-tying fifth Super Bowl. The Steelers never led, and Dallas scored on its first three possessions — a three-yard pass from Aikman to tight end Jay Novacek and two field goals by Chris Boniol — for a 13-0 lead. Shortly before halftime, the Steelers made it 13-7 when O'Donnell threw a six-yard touchdown pass to Yancey Thigpen.

The statistical irony of the day was that O'Donnell entered the game as the NFL's career leader in fewest interceptions per pass attempt. On the game's final play, he was intercepted for the third time.

Game Summary

	1	2	3	4	F
Cowboys	10	3	7	7	27
STEELERS	0	7	0	10	17

TEAM	Q	TIME	PLAY	DRIVE	SCORE
DAL	1	12:05	Boniol 42 FG	7-47, 2:55	0-3
DAL	1	5:03	Novacek 3 pass from Aikman (Boniol kick)	8-75, 4:35	0-10
DAL	2	6:03	Boniol 35 FG	14-62, 8:44	0-13
PIT	2	0:13	Thigpen 6 pass from O'Donnell	13-54, 3:39	7-13
DAL	3	6:42	Smith 1 run (Boniol kick)	2-18, 0:36	7-20
PIT	4	11:20	Johnson 46 FG	11-52, 4:13	10-20
PIT	4	6:36	Morris 1 run (Johnson kick)	9-52, 4:44	17-20
DAL	4	5:43	Smith 4 run (Boniol kick)	2-6, 0:18	17-27

Team Statistics

	Cowboys	Steelers
First Downs	15 (5-10-0)	25 (9-15-1)
Third Downs	2-10 (20%)	9-19 (47%)
Total Net Yards	254	310
Plays-Avg.	50-5.1	84-3.7
Rushing Yards	56	103
Att.-Avg.	25-2.2	31-3.3
Passing Yards	198	207
Pass.-Att.-Comp.	23-15-0	49-28-3
Punts-Avg.	5-38.2	4-44.8
Fumbles-Lost	0-0	2-0
Penalties-Yds.	5-25	2-15

Team Statistics

RUSHING: Dal. — Smith 18-49, 2 TD; Johnston 2-8; Williams 1-2; Aikman 4-(-3). Pit. — Morris 19-73, 1 TD; Pegram 6-15; Stewart 4-15; O'Donnell 1-0; Williams 1-0.
PASSING: Dal. — Aikman 23-15-0, 209, 1 TD. Pit. — O'Donnell 49-28-3, 239, 1 TD.
RECEIVING: Dal. — Irvin 5-76; Novacek 5-50; Williams 2-29; Sanders 1-47; Johnston 1-4; Smith 1-3. Pit. — Hastings 10-98; Mills 8-78; Thigpen 3-19, 1 TD; Morris 3-18; Holliday 2-19; Williams 2-7.



Super Bowl XL Pittsburgh 21, Seattle 10

February 5, 2006 Ford Field 68,206



DETROIT — Pittsburgh won its fifth Super Bowl title as it captured a 21-10 victory over the Seattle Seahawks at Ford Field. The Steelers' fifth title matched the most in NFL history (S.F. 49ers and Dallas Cowboys).

Backed by a predominantly Pittsburgh crowd, the Steelers were led by Super Bowl MVP Hines Ward, who finished with a game-high 123 receiving yards on five catches (24.6 avg.) with one touchdown.

Pittsburgh struggled offensively in the first quarter as it failed to gain a first down, but found itself down only 3-0 after Seattle's Josh Brown booted a 47-yard field goal with 22 seconds remaining in the opening period.

The Steelers' offense came to life briefly on their first drive of the second quarter, but it was stalled as QB Ben Roethlisberger was picked off by the Seahawks' S Michael Boulware.

Pittsburgh's defense continued to buckle down and halt any Seattle chances of extending its lead throughout the second quarter.

The Steelers finally got on the board late in the half as Roethlisberger dove into the end zone for a one-yard touchdown run, giving Pittsburgh a 7-3 halftime lead. It was his second postseason rushing touchdown and the first-ever by a Steelers' quarterback in a Super Bowl.

Pittsburgh stretched its lead to 14-3 on the second play of the second half as RB Willie Parker darted 75 yards for a score. The 75-yard run was the longest in Super Bowl history, surpassing L.A. Raider Marcus Allen's 74-yard run against Washington in Super Bowl XVIII.

After a missed field goal by Brown on Seattle's first drive of the second half, the Steelers appeared on the verge of breaking the game open by driving to the Seahawks' seven-yard line on the ensuing drive. However, Roethlisberger threw an interception at the four-yard line to Kelly Herndon, which he returned 76 yards to the Pittsburgh 20. Three plays later Seattle scored on a 16-yard pass from QB Matt Hasselbeck to TE Jeramy Stephens to cut the lead to 14-10.

The Seahawks had an opportunity to take the lead early in the fourth quarter before Hasselbeck was picked off by CB Ike Taylor at the Steelers' five-yard line. Taylor finished with a team-best seven tackles.

Pittsburgh all but sealed the game on a gadget play. WR Antwan Randle El took a reverse handoff and threw a 43-yard strike to Ward, pushing the Pittsburgh lead to 21-10 with 8:56 left in the game. Randle El's touchdown pass was the first by a wide receiver in Super Bowl history.

The Steelers' defense clamped down on the final two Seattle possessions to post the victory.

Roethlisberger became the youngest starting quarterback to win a Super Bowl and finished 9-of-21 for 123 yards. Parker finished with a team-high 93 yards on 10 carries, while RB Jerome Bettis added 43 yards on 14 rushes.

Pittsburgh's defense racked up three sacks.

Game Summary

	1	2	3	4	F
Seahawks	3	0	7	0	10
STEELERS	0	7	7	7	21

TEAM	O	TIME	PLAY	DRIVE	SCORE
SEA	1	0:22	Brown 47 FG	7-22; 3:39	0-3
PIT	2	1:55	Roethlisberger 1 run (Reed kick)	11-59; 6:20	7-3
PIT	3	14:38	Parker 75 run (Reed kick)	2-75; 0:22	14-3
SEA	3	6:45	Stevens 16 pass from Hasselbeck (Brown kick)	3-20; 0:53	14-10
PIT	4	8:56	Ward 43 pass from Randle El (Reed kick)	4-56; 1:50	21-10

Team Statistics

	Seahawks	Steelers
1st Downs	20 (5-15-0)	14 (6-8-0)
3rd Downs	5-17 (29%)	8-15 (53%)
4th Downs	1-2 (50%)	0-0 (0%)
Total Net Yards	396	339
Plays-Avg.	77-5.1	56-6.1
Rushing Yards	137	181
Rush Att.-Avg.	25-5.5	33-5.5
Passing Yards	259	158
Sacks	1-8	3-14
Att.-Comp.-Int.	49-26-1	22-10-2
Punts-Avg.	6-50.2	6-48.7
Penalties	7-70	3-20
Fumbles-Lost	0-0	0-0
Time of Poss.	33:02	26:58

Team Statistics

RUSHING: Sea. — Alexander 20-95; Hasselbeck 3-35; Strong 2-7. Pit. — Parker 10-93, 1 TD; Bettis 14-43; Roethlisberger 7-25, 1 TD; Ward 1-18; Haynes 1-2.
PASSING: Sea. — Hasselbeck 49-26-1, 273, 1 TD. Pit. — Roethlisberger 21-9-2, 123, 0 TDs; Randle El 1-1-0, 43, 1 TD.
RECEIVING: Sea. — Ingram 6-70; Jurevicius 5-93; Jackson 5-50; Stevens 3-25, 1 TD; Strong 2-15; Hannam 2-12; Alexander 2-2; Morris 1-6. Pit. — Ward 5-123, 1 TD; Randle El 3-22; Wilson 1-20; Parker 1-1.

Super Bowl XLIII Pittsburgh 27, Arizona 23

February 1, 2009 Raymond James Stadium (70,774)



TAMPA — Trailing by three points with only 2:30 left in the fourth quarter, QB Ben Roethlisberger led the Steelers on an eight-play, 78-yard scoring drive, punctuated by a six-yard touchdown pass to WR Santonio Holmes to clinch their NFL-record sixth Lombardi Trophy with a 27-23 victory over the Arizona Cardinals in Super Bowl XLIII.

Pittsburgh, which led most of the evening, struck first after Arizona deferred the opening kick. K Jeff Reed booted an 18-yard field goal on the opening drive to make it 3-0.

RB Gary Russell increased that lead to 10-0 when he plunged in from one-yard out early in the second quarter. Arizona answered that score as QB Kurt Warner hit TE Ben Patrick in the back of the end zone on a one-yard scoring strike to cut the Pittsburgh lead to 10-7.

Arizona appeared as if they were going to take their first lead late in the first half, but LB James Harrison intercepted Warner at the goal-line, raced 100 yards and dove into the end zone with two Cardinals on his back for the longest play in Super Bowl history, and a 17-7 advantage at the half.

A 21-yard field goal by Reed in the third quarter upped the lead to 20-7.

Arizona got back onto the scoreboard midway through the fourth quarter as Warner tossed another one-yard score, this time to WR Larry Fitzgerald, cutting the Steelers' lead to 20-14. A costly holding penalty in the end zone against Steelers' C Justin Hartwig gave the Cardinals a safety, further decreasing the Steelers' advantage to 20-16.

On the second play following the ensuing free kick, Warner found Fitzgerald on a 64-yard scoring strike through the middle of the Steelers' defense to give Arizona its first lead of the night, 23-20.

The Steelers were backed up to their own 12-yard line on the next drive, but Roethlisberger promptly completed four-of-six passes, three to Holmes, including a 40-yarder that moved the ball to the Arizona six. On second-and-goal, Roethlisberger threaded a perfect pass through three defenders and Holmes kept his toes in bounds for a six-yard touchdown reception and a 27-23 Steelers' lead with 35 seconds left.

Arizona had one more chance, but LB LaMarr Woodley sacked Warner, forcing a fumble to essentially end the game.

Holmes was named the game's MVP after catching nine passes for 131 yards (14.6 avg.) with one touchdown. Roethlisberger finished 21-of-30 for 256 yards with one touchdown and one interception.

Defensively, Woodley recorded both Steelers' sacks, giving him two sacks in each of his four postseason games, an NFL record.

Game Summary

	1	2	3	4	F
STEELERS	3	14	3	7	27
Cardinals	0	7	0	16	23

TEAM	O	TIME	PLAY	DRIVE	SCORE
PIT	1	9:45	Reed 18 FG	9-71; 5:15	3-0
PIT	2	14:01	Russell 1 run (Reed kick)	11-69; 7:12	10-0
ARI	2	8:34	Patrick 1 pass from Warner (Rackers kick)	9-83; 5:27	10-7
PIT	2	0:00	Harrison 100 interception return (Reed kick)	—; —	17-7
PIT	3	2:11	Reed 21 FG	16-79; 8:39	20-7
ARI	4	7:33	Fitzgerald 1 pass from Warner (Rackers kick)	8-87; 3:57	20-14
ARI	4	2:58	Safety (Hartwig holding in end zone)	—; —	20-16
ARI	4	2:37	Fitzgerald 64 pass from Warner (Rackers kick)	2-64; 0:21	20-23
PIT	4	0:35	Holmes 6 pass from Roethlisberger (Reed kick)	8-78; 2:02	27-23

Team Statistics

	Steelers	Cardinals
1st Downs	20 (4-12-4)	23 (2-20-1)
3rd Downs	4-10 (40%)	3-8 (38%)
4th Downs	0-0 (0%)	0-0 (0%)
Total Net Yards	292	407
Plays-Avg.	58-5.0	57-7.1
Rushing Yards	58	33
Rush Att.-Avg.	26-2.2	12-2.8
Passing Yards	234	374
Sacks	2-3	2-22
Att.-Comp.-Int.	30-21-1	43-31-1
Punts-Avg.	3-46.3	5-36.0
Penalties	7-56	11-106
Fumbles-Lost	0-0	2-1
Time of Poss.	33:01	26:59

Individual Statistics

RUSHING: Pit. — Parker 19-53; Moore 1-6; Roethlisberger 4-2; Russell 2-(-3), 1 TD. Ari. — James 9-33; Warner 1-0; Hightower 1-0; Arrington 1-0.

PASSING: Pit. — Roethlisberger 30-21-1, 256, 1 TD. Ari. — Warner 43-31-1, 377, 3 TDs.

RECEIVING: Pit. — Holmes 9-131, 1 TD; Miller 5-57; Ward 2-43; Washington 1-11; Davis 1-6; Spaeth 1-6; Moore 1-4; Parker 1-(-2). Ari. — Boldin 8-84; Fitzgerald 7-127, 2 TDs; Breaston 6-71; James 4-28; Arrington 2-35; Hightower 2-13; Urban 1-18; Patrick 1-1, 1 TD.



Steelers in the Hall of Fame

MEDIA INFORMATION

FOOTBALL STAFF

2010 PLAYERS

2009 IN REVIEW

STEELERS HISTORY

RECORDS

**Arthur J. Rooney Sr.**

Founder, President, Chairman of the Board (1933-'88)
Elected: 1964

Born on January 27, 1901, in Coulterville, Pa., Art Rooney was one of the most influential personalities in the sport of football. Mr. Rooney, who was affectionately referred to as "the Chief," founded the Steelers organization on July 8, 1933, with a \$2,500 purchase. Mr. Rooney helped orchestrate the NFL-AFL merger and kept the Steelers franchise afloat during the depression, World War II, many losing seasons and financial problems. Mr. Rooney won his first of four Super Bowl championships in 1974.

**Daniel M. Rooney**

President and Chairman (1955-Present) **Elected:** 2000

Born on July 20, 1932, in Pittsburgh's North Side, Daniel M. Rooney is one of NFL's most influential owners. Mr. Rooney contributed to the labor negotiations between the League and Players Association in 1982 and 1993 and is largely responsible for the NFL's current realignment and scheduling format. Mr. Rooney, who is entering his 54th season with the organization, was named the Steelers' president in 1975, a title he held until passing it to his oldest son Art Rooney II in 2002.

**Burt Bell**

Co-owner (1940-'45) **Elected:** 1963

Burt Bell was an owner of the Philadelphia Eagles (1933-'40) and co-owner of the Pittsburgh Steelers (1940-'45). Bell was named the NFL commissioner (1946-'59) and helped set up the league's television and anti-gambling policies. He also oversaw the merger of the NFL and All-American Football League in 1949. Bell died on October 11, 1959, while watching a football game between his two former teams: Pittsburgh and Philadelphia.

**Johnny 'Blood' McNally**

Player (1934, 1937-'39), Coach (1937-'39) **Elected:** 1963

John "Blood" McNally played 14 seasons in the NFL with five different teams, including two stints with the Pittsburgh Pirates. He served as both a player and coach from 1937-'39 for the Pirates and was considered possibly the best receiver in the NFL during his playing days.

**Bill Dudley**

Halfback (1942, 1945-'46) **Elected:** 1966

Bill Dudley, nicknamed "Bullet Bill," was a first-round draft pick of the Steelers in 1942 and finished his rookie season as the league's leading rusher with 696 yards, earning him all-league honors. In 1946, he became the NFL's first player to lead the league in four distinctly different statistical categories, including rushing, punt returns, interceptions and lateral passes attempted. That same year he was named the NFL's Most Valuable Player. Dudley was a two-time All-NFL selection during his nine-year career.

**Walt Kiesling**

Player (1937-'39), Coach (1939-'44, 1949-'61)
Elected: 1966

Walt Kiesling spent 34 years in the NFL as a player, assistant coach and head coach. In 1939, Kiesling got his first head coaching job with the Pittsburgh. He led the Steelers to their first winning season in franchise history in 1942. Kiesling left coaching in 1944, but returned in 1954 with the Steelers. His teams earned a reputation for playing rugged hard-hitting football.

Steelers in the Hall of Fame

**Bobby Layne**Quarterback [1958-62] **Elected:** 1967

Bobby Layne played five of his 15 NFL seasons with the Pittsburgh Steelers. He helped provide the Steelers with some of their finest seasons up to that point. Prior to Pittsburgh, Layne was a two-time All-NFL selection and was the league's scoring champion in 1956. His last-second touchdown pass won the 1953 NFL title game for the Detroit Lions.

**Ernie Stautner**Defensive Tackle [1950-63] **Elected:** 1969

Ernie Stautner, considered one of the toughest players in league history by his teammates and opponents, was a nine-time Pro Bowl selection as he anchored Pittsburgh's defense for 14 seasons. He captured the NFL's Best Lineman Award in 1957 and was named all-league four times. Showing his gritty and hard-working attitude, Stautner missed just six games during his 14-year career despite having numerous broken ribs, shoulders, hands and a nose. The Steelers honored him by retiring his No. 70 jersey in 1964 following his retirement, and he remains the only Steeler to have received that honor.

**Joe Greene**Defensive Tackle [1969-81] **Elected:** 1987

The leader of the "Steel Curtain" defense during the 1970s, Joe Greene dominated the NFL during that decade and helped the Steelers to four Super Bowl victories. The team's No. 1 draft pick in 1969, Greene quickly became a presence in the league as he was named the NFL's Rookie of the Year and received the first of his 10 Pro Bowl invitations. He earned All-NFL honors five times and all-conference 11 straight years to begin his career. Greene was twice the league's Defensive Player of the Year and played a critical role in the Steelers' Super Bowl IX victory over the Minnesota Vikings with a pass interception and a fumble recovery.

**John Henry Johnson**Fullback [1960-65] **Elected:** 1987

Originally drafted by the Pittsburgh Steelers in 1953, John Henry Johnson spent his first eight years in the NFL outside of the Steel City. However, Johnson enjoyed his finest seasons with the Steelers. In both 1962 and 1964, Johnson became the first Steeler to eclipse the 1,000-yard rushing barrier. After retiring in 1966 from the Houston Oilers, Johnson's 6,803 career rushing yards ranked him fourth at the time among the NFL's all-time top ground gainers behind only Jim Brown, Jim Taylor and Joe Perry.

**Jack Ham**Linebacker [1971-82] **Elected:** 1988

Playing all 12 seasons of his NFL career with the Pittsburgh Steelers, Jack Ham earned All-Pro or All-AFC honors in seven consecutive seasons (1973-79). He also was selected to play in eight straight Pro Bowls and was named the *Football News* Defensive Player of the Year in 1975. Ham won the starting linebacker job as a rookie and never looked back, playing in five AFC Championship games and three Super Bowls (sat out Super Bowl XIV due to injuries). His interception return against Oakland in the 1974 AFC Championship game that set up the Steelers' go-ahead touchdown, giving the team its first ever championship victory and a berth in Super Bowl IX.

**Mel Blount**Cornerback [1970-83] **Elected:** 1989

Melvin Cornell Blount, the Steelers' third-round pick in 1970, had superior size, speed, strength and intelligence. His physical style of play is widely credited for changing NFL pass defense rules. Blount played 14 seasons and 200 regular-season games in Pittsburgh and his 57 interceptions remain a Steelers record. Blount played in five Pro Bowls and was named an All-Pro four times and the NFL defensive MVP in 1975.

**Terry Bradshaw**Quarterback [1970-83] **Elected:** 1989

Terry Paxton Bradshaw was the top-overall pick in the 1970 NFL Draft. Bradshaw led the Steelers to eight AFC Central division and four Super Bowl titles while calling his own plays. Bradshaw was named MVP in Super Bowls XIII and XIV and NFL MVP in 1978. Bradshaw finished his career with 27,989 yards passing and 212 TDs.



Steelers in the Hall of Fame

MEDIA INFORMATION

FOOTBALL STAFF

2010 PLAYERS

2009 IN REVIEW

STEELERS HISTORY

RECORDS



Franco Harris

Running Back (1972-'83) **Elected:** 1990

Franco Harris is the Steelers' all-time leading rusher with 11,950 yards and all-time leader in rushing touchdowns [91]. Harris, the Steelers' first-round pick in 1972, was a big-power back who was on the receiving end of the "Immaculate Reception", which is widely recognized as the greatest play in NFL history. Harris was named Super Bowl IX MVP, after rushing for a then-record 158 yards and a touchdown.



Lynn Swann

Wide Receiver (1974-'82) **Elected:** 2001

Lynn Curtis Swann was the Steelers' first-round draft pick in 1974. Swann filled the highlight reels with his graceful moves and leaping ability. Swann was at his best in the team's biggest games, and earned MVP honors for his performance in Super Bowl X when he caught four passes for 161 yards and a TD. Swann finished his career with 336 receptions for 5,462 yards and 51 TDs.



Chuck Noll

Coach (1969-'91) **Elected:** 1993

Charles Henry Noll is the only NFL head coach to win four Super Bowls. Noll won a team record 209 games in 23 seasons with the Steelers. He led the Steelers to their first ever postseason victories and was responsible for drafting 10 Pro Football Hall of Fame players.



Mike Webster

Center (1974-'88) **Elected:** 1997

Michael Lewis Webster spent his first 15 NFL seasons in a Steelers uniform. Webster was the leader of one of the most dominant offensive lines of his era. Webster was very durable, missing only six games in his first 16 seasons while playing in 150 consecutive games. Webster was a seven-time All-Pro and played in nine Pro Bowls.



Jack Lambert

Linebacker (1974-'84) **Elected:** 1990


John Harold Lambert was a two-time NFL Defensive Player of the Year, eight-time All-Pro and nine-time Pro-Bowler. He led the team in tackles in every season except his last, when he missed extensive action due to a severe toe injury that forced him to retire. Lambert, the Steelers' second-round draft pick in 1974, was noted for his vicious tackling and is recognized as the premier linebacker of his era.



John Stallworth

Wide Receiver (1974-'87) **Elected:** 2002

Johnny Lee Stallworth was the Steelers' fourth-round draft pick in 1974. He had 12 postseason touchdown catches and 17-consecutive postseason games with a reception. Stallworth set Super Bowl records for career average-per-catch (24.4 yards) and for single-game average (40.3), set in Super Bowl XIV. A two-time team MVP, Stallworth retired as the Steelers' all-time leader in receptions (537) yards (8,723) 100-yards receiving games (25) and receiving TDs (63).



Rod Woodson

Cornerback (1987-'96) **Elected:** 2009

Roderick Kevin Woodson was the Steelers' first-round draft pick in 1987. He was the 1993 NFL Defensive Player of the Year and a member of the NFL's 75th anniversary team. A three-time team MVP, Woodson ranks fourth in team history with 38 interceptions. Woodson was selected to seven Pro Bowls, six AP All-Pro teams and was named to the 1990s All-Decade team. He returned five interceptions, two punts and two kickoffs for scores.

Notes: Other Hall of Famers who spent part of their careers with the Steelers include: **CAL HUBBARD** (Player 1936, elected 1963), **MARION MOTLEY** (Player 1955, elected 1968), **EARLE [GREASY] NEALE** (Coach 1943, elected 1969), **BILL HEWITT** (Player 1943, elected 1971), and **LEN DAWSON** (Player 1957-1959, elected 1987).

Steelers All-Time Uniforms



1933



1943

1934

1954



1960



1963

1967





Steelers All-Time Uniforms



1974



1975



1978



1988



2000



2005


Steelers Postseason Experience

Steelers with Postseason Experience as Steelers (41)

14 games	(2)	WR Hines Ward
13 games	(1)	DE Aaron Smith
12 games	(4)	LB James Farrior, LB Larry Foote, NT Casey Hampton, DE Brett Keisel, K Jeff Reed
10 games	(5)	DT Chris Hoke, S Troy Polamalu, QB Ben Roethlisberger, CB Ike Taylor
9 games	(2)	OT Max Starks
8 games	(2)	LB James Harrison, CB Bryant McFadden, TE Heath Miller, WR Antwaan Randle El
7 games	(2)	LB Andre Frazier
5 games	(1)	LS Greg Warren
4 games	(10)	OT Willie Colon, DE Nick Eason, CB William Gay, OG Chris Kemoeatu, CB Anthony Madison, TE Matt Spaeth, LB Lawrence Timmons, LB LaMarr Woodley
3 games	(8)	LB Patrick Bailey, S Ryan Clark, LB Keyaron Fox, C Justin Hartwig, TE Sean McHugh, QB Byron Leftwich, RB Mewelde Moore, WR Limas Sweet
2 games	(1)	OT Trai Essex
1 game	(3)	P Daniel Sepulveda

Steelers with Postseason Experience on other NFL Teams (11)

3 games	(1)	LB James Farrior (New York Jets)
2 games	(8)	S Ryan Clark (Washington), C Justin Hartwig (Tennessee), CB Bryant McFadden, RB Mewelde Moore (Minnesota),
1 game	(2)	LB Keyaron Fox (Kansas City), QB Byron Leftwich (Jacksonville), WR Antwaan Randle El (Washington)



AARON SMITH 2/1/09 SUPER BOWL XLIII

Notes: OB Charlie Batch (knee) and NT Casey Hampton (knee) missed the 2004 postseason due to injury...LB James Harrison missed the 2005 Divisional Game and AFC Championship Game with an ankle injury...LB Andre Frazier (leg) missed Super Bowl XL...OT Max Starks (knee), DE Aaron Smith (arm) and S Ryan Clark (internal) missed the 2007 AFC Wild Card Game...OB Charlie Batch (shoulder), RB Rashard Mendenhall (shoulder), P Daniel Sepulveda (knee) and LS Greg Warren (knee) missed 2009 postseason.



Steelers in the Postseason (31-20)



TROY POLAMALU 1/18/09 AFC CHAMPIONSHIP GAME

Year	Record	Game	Date	Opponent	Attendance	Steelers	Opp.	Result
1947	8-4	Eastern Division Playoff	12/21/47	Philadelphia	35,729	0	21	L
1962	9-5	Playoff Bowl	1/6/63	Detroit	36,284	10	17	L
1972*	11-3	AFC Divisional Playoff	12/23/72	Oakland	50,327	13	7	W
		AFC Championship	12/31/72	Miami	50,845	17	21	L
1973	10-4	AFC Divisional Playoff	12/22/73	at Oakland	52,646	14	33	L
1974*	10-3-1	AFC Divisional Playoff	12/22/74	Buffalo	49,841	32	14	W
		AFC Championship	12/29/74	at Oakland	53,800	24	13	W
		Super Bowl IX	1/12/75	vs. Minnesota	80,997	16	6	W
1975*	12-2	AFC Divisional Playoff	12/27/75	Baltimore	49,557	28	10	W
		AFC Championship	1/4/76	Oakland	50,609	16	10	W
		Super Bowl X	1/18/76	vs. Dallas	80,187	21	17	W
1976*	10-4	AFC Divisional Playoff	12/19/76	at Baltimore	59,296	40	14	W
		AFC Championship	12/26/76	at Oakland	53,821	7	24	L
1977*	9-5	AFC Divisional Playoff	12/24/77	at Denver	75,059	21	34	L
1978*	14-2	AFC Divisional Playoff	12/30/78	Denver	50,230	33	10	W
		AFC Championship	1/7/79	Houston	50,725	34	5	W
		Super Bowl XIII	1/21/79	vs. Dallas	79,484	35	31	W
1979*	12-4	AFC Divisional Playoff	12/30/79	Miami	50,214	34	14	W
		AFC Championship	1/6/80	Houston	50,475	27	13	W
		Super Bowl XIV	1/20/80	vs. Los Angeles Rams	103,985	31	19	W
1982	6-3	AFC Tournament	1/9/83	San Diego	53,546	28	31	L
1983*	10-6	AFC Divisional Playoff	1/1/84	at Los Angeles Raiders	90,380	10	38	L
1984*	9-7	AFC Divisional Playoff	12/30/84	at Denver	74,981	24	17	W
		AFC Championship	1/6/85	at Miami	76,029	28	45	L
1989	9-7	AFC Wild Card Game	12/31/89	at Houston	58,306	26	23	W(OT)
		AFC Divisional Playoff	1/7/90	at Denver	75,868	23	24	L
1992*	11-5	AFC Divisional Playoff	1/9/93	Buffalo	60,407	3	24	L
1993	9-7	AFC Wild Card Game	1/8/94	at Kansas City	75,868	24	27	L(OT)
1994*	12-4	AFC Divisional Playoff	1/7/95	Cleveland	58,185	29	9	W
		AFC Championship	1/15/95	San Diego	61,545	13	17	L
1995*	11-5	AFC Divisional Playoff	1/6/96	Buffalo	50,072	40	21	W
		AFC Championship	1/14/96	Indianapolis	61,062	20	16	W
		Super Bowl XXX	1/28/96	vs. Dallas	76,347	17	27	L
1996*	10-6	AFC Wild Card Game	12/29/96	Indianapolis	58,078	42	14	W
		AFC Divisional Playoff	1/5/97	at New England	60,188	3	28	L
1997*	11-5	AFC Divisional Playoff	1/3/98	New England	61,228	7	6	W
		AFC Championship	1/11/98	Denver	61,382	21	24	L
2001*	13-3	AFC Divisional Playoff	1/20/02	Baltimore	63,976	27	10	W
		AFC Championship	1/27/02	New England	64,704	17	24	L
2002*	10-5-1	AFC Wild Card Game	1/5/03	Cleveland	62,595	36	33	W
		AFC Divisional Playoff	1/11/03	at Tennessee	68,809	31	34	L(OT)
2004*	15-1	AFC Divisional Playoff	1/15/05	New York Jets	64,915	20	17	W(OT)
		AFC Championship	1/23/05	New England	65,242	27	41	L
2005+	11-5	AFC Wild Card Game	1/8/06	at Cincinnati	65,870	31	17	W
		AFC Divisional Playoff	1/15/06	at Indianapolis	57,449	21	18	W
		AFC Championship	1/22/06	at Denver	76,174	34	17	W
		Super Bowl XL	2/5/06	vs. Seattle	68,206	21	10	W
2007*	10-6	AFC Wild Card Game	1/5/08	Jacksonville	63,629	29	31	L
2008*	12-4	AFC Divisional Game	1/11/09	San Diego	63,899	35	24	W
		AFC Championship Game	1/18/09	Baltimore	65,350	23	14	W
		Super Bowl XLIII	2/1/09	vs. Arizona	70,774	27	23	W

* Division Champion + AFC Champion

Steelers **Longest Plays****Longest Runs From Scrimmage**

- 97t Bobby Gage [12/4/49 at Chicago Bears]
 87t John Henry Johnson [12/11/60 vs. Philadelphia]
 85t John Fuqua [12/20/70 at Philadelphia]
 80t Willie Parker [12/4/05 at Cleveland]
 80t Kordell Stewart [12/22/96 at Carolina]
 77t Dick Hoak [10/20/68 vs. New Orleans]
 76 Willie Parker [11/12/06 vs. New Orleans]
 *75t Willie Parker [2/5/06 vs. Seattle]
 75t Franco Harris [11/19/72 at Cleveland]
 75 Buist Warren [11/11/45 vs. Chicago Cardinals]
 75 Sidney Thornton [9/23/79 vs. Baltimore]
 74t Kordell Stewart [10/5/97 at Baltimore]
 73t Bill Asbury [9/17/67 vs. Chicago]
 72t John Fuqua [12/20/70 at Philadelphia]
 72 Willie Parker [11/12/06 vs. New Orleans]
 71t Franco Harris [10/7/79 at Cleveland]
 70t Warren Williams [11/4/90 vs. Atlanta]
 70t Rocky Bleier [10/7/79 at Cleveland]

Longest Pass Plays

- 90t Kordell Stewart to Bobby Shaw [12/16/01 at Baltimore]
 90t Bubby Brister to Dwight Stone [10/14/90 at Denver]
 90t Terry Bradshaw to Mark Malone [11/8/81 at Seattle]
 89t Neil O'Donnell to Dwight Stone [9/1/91 vs. San Diego]
 89t Bubby Brister to Louis Lipps [11/13/88 vs. Philadelphia]
 88t Rudy Bukich to Buddy Dial [10/22/61 vs. Cleveland]
 87t Charlie Batch to Heath Miller [9/7/06 vs. Miami]
 87t Terry Bradshaw to Dave Smith [12/6/70 vs. Green Bay]
 87t Bill Nelsen to Gary Ballman [11/28/65 vs. Cleveland]
 85t Ben Roethlisberger to Hines Ward [9/25/05 vs. New England]
 84t Mike Tomczak to Charles Johnson [12/24/94 at San Diego]
 84t Ron Smith to Roy Jefferson [9/18/66 vs. Detroit]
 83 Ben Roethlisberger to Antonio Holmes [12/20/07 at St. Louis]
 81t Josh Miller to Chris Hope [12/28/03 at Baltimore]
 81t Terry Bradshaw to Ron Shanklin [11/29/70 vs. Cleveland]
 80t Bubby Brister to Louis Lipps [12/4/88 at Houston]
 80t Bubby Brister to Louis Lipps [9/11/88 at Washington]
 80t David Woodley to Louis Lipps [9/2/84 vs. Kansas City]
 80t Merlyn Condit to Bill Dudley [10/27/46 at Boston]
 79t Bubby Brister to Louis Lipps [12/24/89 at Tampa Bay]
 79t Ron Smith to Gary Ballman [9/25/66 vs. Washington]
 78t Terry Bradshaw to John McMakin [12/3/72 vs. Cleveland]
 78t Jim Finks to Ray Mathews [10/17/54 vs. Cleveland]
 77t Kent Graham to Hines Ward [10/15/00 vs. Cincinnati]
 77t Jim Finks to Ray Mathews [11/8/53 at Cleveland]
 77t Joe Geri to Elbie Nickel [10/14/51 vs. San Francisco]
 74t Terry Bradshaw to John Stallworth [12/5/82 vs. Kansas City]
 72t Tommy Maddox to Hines Ward [11/17/02 at Tennessee]
 71t Neil O'Donnell to Kordell Stewart [11/19/95 at Cincinnati]

Longest Punts

- 82 Joe Geri [11/20/49 at Green Bay]
 75 Bobby Joe Green [1960]
 Josh Miller [12/2/99 at Jacksonville]
 74 Craig Colquitt [12/7/81 at Oakland]
 Bob Cifers [1947]
 73 Josh Miller [9/20/98 at Miami]
 72 Josh Miller [11/30/03 vs. Cincinnati]
 Josh Miller [10/26/97 vs. Jacksonville]

Longest Punt Returns

- 90 Brady Keys [9/20/64 vs. New York Giants]
 84t Antwaan Randle El [10/26/03 vs. St. Louis]
 82 Brady Keys [9/22/63 vs. New York Giants]
 81t Antwaan Randle El [1/1/06 vs. Detroit]
 80t Rod Woodson [10/25/92 at Kansas City]
 80t Roy Jefferson [11/10/68 at St. Louis]
 72t Andre Hastings [9/10/95 at Houston]
 72t Antwaan Randle El [10/16/05 vs. Jacksonville]
 72 Antwaan Randle El [12/18/05 at Minnesota]
 *67t Antonio Holmes [11/11/09 vs. San Diego]
 *66t Antwaan Randle El [1/5/03 vs. Cleveland]

Longest Kickoff Returns

- 101t Don McCall [11/23/69 at Minnesota]
 99t Antwaan Randle El [10/13/02 at Cincinnati]
 98t Allen Rossum [9/23/07 vs. San Francisco]
 98t Will Blackwell [12/24/00 at San Diego]
 97t Will Blackwell [10/5/97 at Baltimore]
 96t Billy Wells [10/13/57 vs. Chicago Cardinals]
 95t Larry Anderson [10/15/78 at Cleveland]
 94t Mike Collier [10/26/75 at Green Bay]
 93t Jim [Cannonball] Butler [10/30/66 at Dallas]
 93t Lynn Chandross [10/12/52 at Philadelphia, 10/3/53 vs. New York Giants]
 92t Dwight Stone [12/4/88 at Houston]
 92t Rod Woodson [10/9/88 at Phoenix]
 91t Eric Pegram [11/3/96 vs. St. Louis Rams]

Longest Interception Returns

- *100t James Harrison [2/1/09 vs. Arizona]
 99t Martin Kottler [9/27/33 vs. Chicago Cardinals]
 91 Jack Hinkle [10/9/43 vs. New York Giants]
 89 Lawrence Timmons [11/30/08 at New England]
 86t Glen Edwards [9/30/73 at Houston]
 84t Joey Porter [9/15/02 vs. Oakland]
 82t Jim Bradshaw [10/24/65 at Philadelphia]
 82t Tony Compagno [11/7/48 vs. Green Bay]
 81t Russ Craft [10/17/54 vs. Cleveland]
 80t Bill Dudley [11/3/46 vs. Washington]
 78t Dewayne Washington [11/22/98 vs. Jacksonville]

Longest Field Goals

- 55 Kris Brown [10/14/01 at Kansas City]
 55 Gary Anderson [11/25/84 vs. San Diego]
 54 Gary Anderson [12/8/91 at Houston]
 53 Jeff Reed [9/21/08 at Philadelphia]
 Gary Anderson [10/21/84 at Indianapolis]
 52 Kris Brown [12/11/00 vs. Philadelphia]
 Norm Johnson [11/9/97 vs. Baltimore]
 Gary Anderson [11/13/88 vs. Philadelphia]
 Gary Anderson [11/17/85 at Houston]
 Gary Anderson [11/22/87 at Cincinnati]
 51 Jeff Reed [10/17/04 at Dallas]
 Jeff Reed [9/26/04 at Miami]
 Jeff Reed [9/14/03 at Kansas City]
 Kris Brown [10/25/99 vs. Atlanta]

Longest Fumble Returns

- 102t Travis Davis [12/26/99 vs. Carolina]
 94t Greg Best [10/16/83 vs. Cleveland]

Longest Blocked Kick Returns

- 83t Dale Dodrill [12/14/52 at Los Angeles Rams]

* Playoff Game



Steelers Opponent Longest Plays

Longest Runs From Scrimmage

94t	O.J. Simpson [10/29/72 at Buffalo]
88t	O.J. Simpson [9/28/75 vs. Buffalo]
88t	Parker Hall [10/29/39 vs. Cleveland Rams]
82t	Derrick Alexander [12/18/99 vs. Kansas City]
79t	Ollie Matson [11/25/56 vs. Chicago Cardinals]
78t	Kevan Barlow [11/17/03 at San Francisco]
*78t	Curtis Martin [1/5/97 at New England]
77t	Greg Bell [12/15/85 vs. Buffalo]
72t	Javon Walker [11/5/06 vs. Denver]
65t	James Brooks [10/8/89 vs. Cincinnati]
65	Joe Morris [12/21/85 at New York Giants]
64t	Priest Holmes [12/12/99 vs. Baltimore]
64	Ron Davenport [12/18/88 vs. Miami]
61t	Jeff Hayes [10/13/86 at Cincinnati]
60t	Garry James [12/7/86 vs. Detroit]
60	Kenny King [12/7/81 at Oakland]

Longest Pass Plays

99t	Frank Filchock to Andy Farkas [10/15/39 vs. Washington Redskins]
98t	Earl Morrall to Homer Jones [9/1/66 vs. New York Giants]
96t	Frank Ryan to Ollie Matson [10/1/61 vs. Cleveland Rams]
88t	Steve Beuerlein to Patrick Jeffers [12/26/99 vs. Carolina]
88t	Dave Ryan to John Greene [11/10/46 at Detroit]
87t	Norm Sneed to Timmy Brown [10/4/64 at Philadelphia]
86t	Drew Bledsoe to Terry Glenn [12/6/98 vs. New England]
86t	Boomer Esiason to Eddie Brown [11/6/88 at Cincinnati]
86t	Bob Griese to Paul Warfield [11/14/71 at Miami]
84t	Greg Landry to Ron Jessie [9/16/73 vs. Detroit]
*83	Kelly Holcomb to Kevin Johnson [1/5/03 vs. Cleveland]
83t	Aaron Rodgers to Greg Lewis [12/30/09 vs. Green Bay]
82t	Len Dawson to Otis Taylor [10/18/71 at Kansas City]
81t	Jack Trudeau to Jessie Hester [11/22/92 vs. Indianapolis]
80t	Todd Bourman to Michael Bennett [12/2/01 vs. Minnesota]
80t	Peyton Manning to Marvin Harrison [11/28/05 at Indianapolis]
79	Tim Couch to Kevin Johnson [9/17/00 at Cleveland]
77t	Bernie Kosar to Reggie Langhorne [11/20/88 at Cleveland]
76t	Tony Banks to Dadrly Ismail [12/12/99 vs. Baltimore]
76t	Jeff Blake to Darnay Scott [11/28/99 vs. Cincinnati]
76t	Chris Chandler to Chris Sanders [12/3/95 vs. Houston]
76t	Bucky Richardson to Ernest Givins [10/3/94 vs. Houston]
76t	Brett Favre to Sterling Sharpe [9/27/92 at Green Bay]
76t	Steve Grogan to Stephen Starring [9/25/83 vs. New England]

Longest Punts

84	Harry Newsome [12/20/92 vs. Minnesota]
78	Craig Hentrich [1/2/00 vs. Tennessee]
69	Greg Coleman [9/21/86 at Minnesota]
68	Dan Pastorini [11/9/75 vs. Houston]
67	Kyle Larson [9/24/06 vs. Cincinnati]
66	Andy Lee [9/23/07 vs. San Francisco]
	Darren Bennett [10/1/95 vs. San Diego]
65	Bryan Barker [10/1/00 at Jacksonville]
	Louie Aguiar [9/13/92 vs. New York Jets]
	Lee Johnson [11/17/85 at Houston]
	Jerrel Wilson [11/12/72 vs. Kansas City]
64	Sav Rocca [9/21/08 at Philadelphia]
	Kyle Larson [12/31/06 at Cincinnati]
	Greg Montgomery [9/8/96 vs. Baltimore]
	Lee Johnson [10/19/92 vs. Cincinnati]
	Jerrel Wilson [11/16/75 vs. Kansas City]

Longest Punt Returns

96t	Bill Dudley [12/3/50 vs. Washington]
94t	Charlie Rogers [9/26/99 vs. Seattle]
91t	Eric Metcalf [10/24/93 at Cleveland]
90t	Bob Hayes [12/8/68 at Dallas]
87t	Dennis Northcutt [11/2/02 at Cleveland]
87t	Tommy Vigorito [9/10/81 at Miami]
87t	Rick Upchurch [11/6/77 at Denver]
81t	Robbie Martin [11/24/83 at Detroit]
*75t	Santana Moss [11/15/05 vs. New York Jets]

Longest Kickoff Returns

103t	Gayle Sayers [9/17/67 vs. Chicago]
100t	Joshua Cribbs [11/11/07 vs. Cleveland]
100t	Dante Hall [9/14/03 at Kansas City]
100t	Gerald McNeil [10/5/86 vs. Cleveland]
100t	Larry Krause [12/6/70 vs. Green Bay]
99t	Gaston Green [10/29/90 vs. Los Angeles Rams]
98t	Joshua Cribbs [10/18/09 vs. Cleveland]
98t	Ned Mathews [11/21/43 vs. Detroit]
97t	Jamaal Charles [11/22/09 at Kansas City]
97t	Brian Mitchell [9/7/97 vs. Washington]
97t	Tony Smith [9/27/93 at Atlanta]
97t	Boyce Green [12/21/86 at Kansas City]
97t	JoJo Townsell [12/13/86 at New York Jets]
97t	Bobby Humphrey [9/6/84 at New York Jets]
97t	Carl Roaches [9/18/83 at Houston]
96t	Duan Cosby [11/15/09 vs. Cincinnati]
96t	Terry Kirby [9/15/02 vs. Oakland]
95t	Elvis Joseph [11/18/01 vs. Jacksonville]
94	Tab Perry [12/4/05 vs. Cincinnati]

Longest Interception Returns

100t	Chris Carr [10/29/06 at Oakland]
97t	Darryl Williams [11/7/93 at Cincinnati]
95t	Don Doll [10/8/49 vs. Detroit]
94t	Irv Cross [1/25/64 at Philadelphia]
94	Andy Stuebaker [11/22/09 at Kansas City]
92t	Leo Sanford [9/26/55 vs. Chicago Cardinals]
91t	Hal van Every [11/23/41 vs. Green Bay]
90t	Bob "Tulsa" Smith [11/9/52 vs. Detroit]
87	Joe Blahak [12/9/73 vs. Houston]
83t	Michael Griffin [12/21/08 at Tennessee]
83t	Don Perkins [10/8/44 vs. Green Bay]
77t	Mike Brim [9/13/92 vs. New York Jets]
77t	Woodrow Lowe [11/25/79 at San Diego]
77t	Paul Krause [11/23/69 at Minnesota]
75t	Daylon McCutcheon [10/5/03 vs. Cleveland]
75t	Brian Washington [10/2/88 vs. Cleveland]
*75t	Vernon Perry [1/6/80 vs. Houston]
75t	George Sauer [11/24/35 vs. Green Bay]

Longest Field Goals

54	Tony Zendejas [9/12/93 at Los Angeles Rams]
53	Mike Hollis [10/8/95 at Jacksonville]
52	Jeff Wilkins [12/20/07 at St. Louis]
	Richie Cunningham [8/31/97 vs. Dallas]
	Mike Hollis [9/1/96 at Jacksonville]
	Steve Christie [11/14/94 vs. Buffalo]
	Eddie Murray [10/25/92 at Kansas City]
	Pat Leahy [9/6/84 at New York Jets]
	Grant Guthrie [10/11/70 vs. Buffalo]

Longest Fumble Returns

89t	Don Paul [11/10/57 at Cleveland]
88t	Keith McKenzie [11/9/98 vs. Green Bay]
78t	Quentin Coryatt [9/18/94 vs. Indianapolis]
72t	Wendell Harris [9/11/66 vs. New York Giants]
70t	Al Smith [12/3/91 at Houston]
70t	Barney Bussey [11/18/90 at Cincinnati]
65t	Thomas Howard [9/6/81 vs. Kansas City]

Longest Blocked Kick Returns

78t	Lloyd Burruss [12/21/86 vs. Kansas City]
58t	Chris Hudson [9/22/97 at Jacksonville]

* Playoff Game

Steelers History (Coldest/Warmest Games, Records at Heinz Field)

Steelers Coldest Games

Date	Team	W-L	Score	Temp.
Sun., Dec. 10, 1977	at Cincinnati	L	17-10	2°
Sun., Dec. 17, 1989	New England	W	28-10	5°
Sun., Jan. 23, 2005*	New England	L	41-27	11°
Thurs., Dec. 10, 2009	at Cleveland	L	13-6	15°
Sun., Jan. 4, 1976*	Oakland	W	16-10	16°
Thurs., Dec. 7, 2006	Cleveland	W	27-7	20°
Sun., Dec. 30, 2001	at Cincinnati	L	26-23ot	20°
Sun., Dec. 18, 1983	at Cleveland	L	30-17	20°
Sun., Jan. 20, 2002*	Baltimore	W	27-10	21°
Sun., Dec. 7, 2008	Dallas	W	20-13	22°
Sun., Dec. 15, 1985	Buffalo	W	30-24	22°
Sun., Dec. 12, 1982	at Buffalo	L	13-0	22°
Sun., Jan. 6, 1980*	Houston	W	27-13	22°

* Playoff game

Steelers Warmest Games

Date	Team	W-L	Score	Temp.
Sun., Oct. 9, 1988	at Phoenix	L	31-14	94°
Sun., Sept. 20, 1992	at San Diego	W	23-6	92°
Sun., Sept. 6, 1998	at Baltimore	W	20-13	91°
Sun., Sept. 18, 1995	at Miami	L	23-10	91°
Sun., Sept. 18, 2005	at Houston	W	27-7	90°
Sun., Sept. 10, 1981	at Miami	L	30-10	89°

Steelers Records at Heinz Field

Overall Record

58-21-1 (Regular season: 53-18-1; Postseason: 5-3)

Steelers Biggest Wins-Worst Losses

Biggest Win: 38 points (45-7) [10/15/06 vs. Kansas City]

Worst Loss: 24 points [7-31] [12/24/06 vs. Baltimore]

Largest Regular-Season Crowd

Attendance: 65,597 (10/25/09 vs. Minnesota)

Largest Postseason Crowd

Attendance: 65,350 (1/18/09 vs. Baltimore)

Most Yards Passing

503 Ben Roethlisberger (12/20/09 vs. Green Bay)

Most Touchdown Passes

5 Ben Roethlisberger (11/5/07 vs. Baltimore)

Most Passes Completed

38 Ben Roethlisberger (11/5/06 vs. Denver)

Most Passing Attempts

57 Tommy Maddox (12/8/02 vs. Houston)

Longest Pass Play

87t Charlie Batch to Heath Miller (9/7/06 vs. Miami)

Most Receptions

13 Hines Ward (11/30/03 vs. Cincinnati)

Most Yards Receiving

253* Plaxico Burress (11/10/02 vs. Atlanta)

159 Antonio Holmes (10/18/09 vs. Cleveland)

Most Yards Receiving By An Opponent

174 Torry Holt (10/26/03 vs. St. Louis)

Most Yards Rushing

223 Willie Parker (12/7/06 vs. Cleveland)

Most Yards Rushing By An Opponent

147 Fred Taylor (12/16/07 vs. Jacksonville)

Most Rushing Attempts

37* Amos Zereoue (11/10/02 vs. Atlanta)

32 Willie Parker (12/7/06 vs. Cleveland)

Jerome Bettis (12/21/03 vs. San Diego)

Longest Rushing Play

76 Willie Parker (11/12/06 vs. New Orleans)

Most Quarterback Sacks (Individual)

3.5 James Harrison (11/5/07 vs. Baltimore)

Most Quarterback Sacks (Team)

6 [12/23/01 vs. Detroit; 12/15/02 vs. Carolina;
9/24/06 vs. Cincinnati; 11/5/07 vs. Baltimore]

Longest Fumble Return

77t LaMarr Woodley (10/25/09 vs. Minnesota)

Longest Interception Return

84 Joey Porter (9/15/02 vs. Oakland)

Longest Kickoff Return

98t Allen Rossum (9/23/07 vs. San Francisco)

Longest Kickoff Return for a TD

98t Allen Rossum (9/23/07 vs. San Francisco)

Longest Punt Return

84t Antwaan Randle El (10/26/03 vs. St. Louis)

Longest Punt Return for a TD

84t Antwaan Randle El (10/26/03 vs. St. Louis)

Longest Punt

72 Josh Miller (11/30/03 vs. Cincinnati)

Longest Field Goal

50 Jeff Reed (12/3/06 vs. Tampa Bay)

Coldest Game

11*** [1/23/05 vs. New England]

20° [12/7/06 vs. Cleveland]

* Overtime ** Postseason

ANTWAAN RANDLE EL
Longest Punt Return



Steelers History (Attendance, Records at Three Rivers Stadium)

Steelers Attendance at Three Rivers Stadium

Year	Total	Average	Year	Total	Average
1970	318,698	(45,528)	1986	414,937	(51,867)
1971	323,812	(46,259)	1987	353,402	(50,486)
1972	340,549	(48,650)	1988	396,044	(49,506)
1973	377,640	(47,205)	1989	383,494	(47,937)
1974	325,457	(46,494)	1990	434,769	(54,346)
1975	341,205	(46,744)	1991	406,935	(50,867)
1976	330,620	(47,231)	1992	427,282	(53,410)
1977	337,156	(48,165)	1993	440,927	(55,116)
1978	380,258	(47,532)	1994	461,272	(57,659)
1979	391,931	(48,991)	1995	455,913	(56,989)
1980	424,106	(53,013)	1996	466,944	(58,368)
1981	420,964	(52,621)	1997	462,532	(57,817)
1982	208,890	(52,223)	1998	464,619	(58,077)
1983	462,587	(57,823)	1999	416,618	(52,077)
1984	447,288	(55,911)	2000	440,428	(55,053)
1985	436,069	(54,509)			



Steelers Records at Three Rivers Stadium

Overall Record		Most Yards Rushing by an Opponent	
182-73 (Includes Regular & Postseason Games)		234 Fred Taylor (11/19/00 vs. Jacksonville)	
Steelers Biggest Wins-Worst Losses		Most Rushing Attempts	
Biggest Win: 42 points (45-3) (9/8/85 vs. Indianapolis)		41 Franco Harris (10/17/76 vs. Cincinnati)	
Worst Loss: 51 points (0-51) (9/10/89 vs. Cleveland)		Longest Rushing Play	
Largest Postseason Crowd		75 Sidney Thornton (9/23/79 vs. Baltimore)	
Attendance 61,545 (1/15/94 vs. San Diego)		Most Quarterback Sacks	
Largest Regular Season Crowd		4.5 Chad Brown (10/13/96 vs. Cincinnati)	
Attendance 60,808 (12/18/94 vs. Cleveland)		L.C. Greenwood (11/25/79 vs. Cleveland)	
Most Yards Passing		Most Quarterback Sacks (Team)	
374 Mark Malone (9/30/85 vs. Cincinnati)		10 (10/13/96 vs. Cincinnati)	
Most Touchdown Passes		Longest Fumble Return	
5 Mark Malone (9/8/85 vs. Indianapolis)		102t Travis Davis (12/26/99 vs. Carolina)	
Most Passes Completed		Longest Kick Return	
30 Terry Bradshaw (11/25/79 vs. Cleveland)		95t Larry Anderson (11/25/79 vs. Cleveland)	
Neil O'Donnell (10/19/95 vs. Cincinnati)		Longest Punt Return	
Most Passing Attempts		67 John Stagger (9/26/71 vs. Cincinnati)	
52 Neil O'Donnell (10/19/95 vs. Cincinnati)		Longest Punt Return for a TD	
Longest Pass Play		53 Hank Poteat (12/16/00 vs. Washington)	
89t Neil O'Donnell to Dwight Stone (9/1/91 vs. San Diego)		Longest Punt	
Most Receptions		72 Josh Miller (10/26/97 vs. Jacksonville)	
14 Courtney Hawkins (11/1/98 vs. Tennessee)		Longest Field Goal	
Most Yards Receiving		55 Gary Anderson (11/25/84 vs. San Diego)	
196 Yancey Thigpen (10/26/97 vs. Jacksonville)		Coldest Game	
Most Yards Receiving by an Opponent		5° (12/17/89 vs. New England)	
258 Oadry Ismail (12/12/99 vs. Baltimore)			
Most Yards Rushing			
190 Barry Foster (9/13/92 vs. New York Jets)			

Steelers History (Monday, Thursday, Saturday, Sunday Night)

Steelers on Monday Night (Overall: 38-22, Home: 23-5, Away: 15-17)

11/2/70	Cincinnati	21-10	[W]	9/27/93	at Atlanta	45-17	[W]
10/18/71	at Kansas City	38-16	[L]	11/15/93	Buffalo	23-0	[W]
11/5/73	Washington	21-16	[W]	12/13/93	at Miami	21-20	[W]
12/3/73	at Miami	30-26	[L]	10/3/94	Houston	30-14	[W]
10/28/74	Atlanta	24-17	[W]	11/14/94	Buffalo	23-10	[W]
11/25/74	at New Orleans	28-7	[W]	9/18/95	at Miami	23-10	[L]
11/24/75	at Houston	32-9	[W]	11/13/95	Cleveland	20-3	[W]
10/4/76	at Minnesota	17-6	[L]	9/16/96	Buffalo	24-6	[W]
9/19/77	San Francisco	27-0	[W]	10/7/96	at Kansas City	17-7	[W]
10/17/77	Cincinnati	20-14	[W]	11/25/96	at Miami	24-17	[W]
10/23/78	Houston	24-17	[L]	9/22/97	at Jacksonville	30-21	[L]
11/27/78	at San Francisco	24-7	[W]	11/3/97	at Kansas City	13-10	[L]
9/3/79	at New England	16-13	ot[W]	10/26/98	at Kansas City	20-13	[W]
10/22/79	Denver	42-7	[W]	11/9/98	Green Bay	27-20	[W]
12/10/79	at Houston	20-17	[L]	12/28/98	at Jacksonville	21-3	[L]
10/20/80	Oakland	45-34	[L]	10/25/99	Atlanta	13-9	[W]
12/22/80	at San Diego	26-17	[L]	10/29/01	Tennessee	34-7	[W]
10/26/81	Houston	26-13	[W]	9/9/02	at New England	34-14	[L]
12/7/81	at Oakland	30-27	[L]	10/21/02	Indianapolis	28-10	[W]
9/13/82	at Dallas	36-28	[W]	12/23/02	at Tampa Bay	17-7	[W]
10/10/83	at Cincinnati	24-14	[W]	11/17/03	at San Francisco	30-14	[L]
10/1/84	Cincinnati	38-17	[W]	10/10/05	at San Diego	24-22	[W]
11/19/84	at New Orleans	27-24	[L]	10/31/05	Baltimore	20-19	[W]
9/16/85	at Cleveland	17-7	[L]	11/28/05	at Indianapolis	26-7	[L]
9/30/85	Cincinnati	37-24	[L]	9/18/06	at Jacksonville	9-0	[L]
9/15/86	Denver	21-10	[L]	11/5/07	Baltimore	38-7	[W]
10/13/86	at Cincinnati	24-22	[L]	11/26/07	Miami	3-0	[W]
10/29/90	Los Angeles Rams	41-10	[W]	9/29/08	Baltimore	23-20	ot[W]
10/14/91	New York Giants	23-20	[L]	11/3/08	at Washington	23-6	[W]
10/19/92	Cincinnati	20-0	[W]	11/9/09	at Denver	28-10	[W]

Sunday Night (Overall: 14-14, Home: 6-3, Away: 8-11)

11/12/78	at Los Angeles Rams	10-7	[L]
12/8/85	at San Diego	54-44	[L]
12/4/88	at Houston	37-34	[W]
9/16/90	Houston	20-9	[W]
11/18/90	at Cincinnati	27-3	[L]
12/30/90	at Houston	34-14	[L]
10/6/91	at Indianapolis	21-3	[W]
11/3/91	at Denver	20-13	[L]
10/25/92	at Kansas City	27-3	[W]
11/28/93	at Houston	23-3	[L]
10/30/94	at Arizona	20-17	ot[L]
10/12/97	Indianapolis	24-22	[W]
11/9/97	Baltimore	37-0	[W]
9/12/99	at Cleveland	43-0	[W]
11/19/00	Jacksonville	34-24	[L]
12/16/01	at Baltimore	26-21	[W]
9/15/02	Oakland	30-17	[L]
10/5/03	Cleveland	33-13	[L]
12/28/03	at Baltimore	13-10	ot[L]
12/5/04	at Jacksonville	17-16	[W]
11/13/05	Cleveland	34-21	[W]
10/8/06	at San Diego	23-13	[L]
10/21/07	at Denver	31-28	[L]
12/2/07	Cincinnati	24-10	[W]
9/14/08	at Cleveland	10-6	[W]
10/5/08	at Jacksonville	26-21	[W]
10/4/09	San Diego	38-28	[W]
11/29/09	at Baltimore	20-17	ot[W]

Thanksgiving Day (Overall: 0-3, Home: 0-0, Away: 0-3)

11/24/83	at Detroit	45-3	[L]
11/28/91	at Dallas	20-10	[L]
11/26/98	at Detroit	19-16	ot[L]

Thursday Night (Overall: 6-5, Home: 4-1, Away: 2-4)

12/4/80	at Houston	6-0	[L]
9/10/81	at Miami	30-10	[L]
9/6/84	at New York Jets	23-17	[W]
10/19/95	Cincinnati	27-9	[L]
12/2/99	at Jacksonville	20-6	[L]
9/7/06	Miami	28-17	[W]
12/7/06	Cleveland	27-7	[W]
12/20/07	at St. Louis	41-24	[W]
11/20/08	Cincinnati	27-10	[W]
9/10/09	Tennessee	13-10	ot[W]
12/10/09	at Cleveland	13-6	[L]

Saturday (Overall: 9-4, Home: 3-1, Away: 6-3)

12/20/75	at Los Angeles Rams	10-3	[L]
12/9/78	Baltimore	35-13	[W]
12/16/78	at Denver	21-17	[W]
12/10/83	at New York Jets	34-7	[W]
12/21/85	at New York Giants	28-10	[L]
12/13/86	at New York Jets	45-24	[W]
12/26/87	Cleveland	19-13	[L]
12/16/95	New England	41-27	[W]
12/13/97	at New England	24-21	ot[W]
12/18/99	at Kansas City	35-19	[L]
12/16/00	Washington	24-3	[W]
12/18/04	at New York Giants	33-30	[W]
12/24/05	at Cleveland	41-0	[W]



Steelers Miscellaneous Records

Steelers Regular-Season Streaks

Consecutive Victories

Overall	16	Sept. 26, 2004	-	Sept. 18, 2005
	11	Oct. 5, 1975	-	Dec. 13, 1975
	10	Oct. 17, 1976	-	Sept. 19, 1977
	9	Nov. 19, 1978	-	Sept. 23, 1979
At Home	14	Oct. 29, 1978	-	Sept. 28, 1980
	13	Sept. 17, 1972	-	Nov. 5, 1973
	11	Oct. 29, 1995	-	Dec. 8, 1996
On Road	11	Sept. 26, 2004	-	Nov. 6, 2005
	9	Nov. 17, 1974	-	Nov. 30, 1975
	6	Sept. 30, 2001	-	Dec. 16, 2001
Start of Season	7	Sept. 3, 1978	-	Oct. 15, 1978
End of Season	14	Sept. 26, 2004	-	Jan. 2, 2005

Consecutive Losses

Overall	16	Sept. 28, 1969	-	Oct. 3, 1970
	13	Dec. 3, 1944	-	Nov. 18, 1945
At Home	11	Dec. 15, 1943	-	Nov. 4, 1945
	8	Sept. 16, 1934	-	Oct. 9, 1935
On Road	11	Dec. 8, 1968	-	Oct. 3, 1970
	8	Nov. 23, 1947	-	Dec. 12, 1948
Start of Season	10	Sept. 24, 1944	-	Dec. 3, 1944
End of Season	13	Sept. 28, 1969	-	Dec. 21, 1969



The Steelers longest regular-season winning streak began vs. the Miami Dolphins (9/26/04) and went all the way through the Houston Texans (9/18/05).



When the Steelers Rush for 200 Yards (since 1970 merger)

Year	200-Yd. Games	Reg. Season W-L	Postseason W-L	Year	200-Yd. Games	Reg. Season W-L	Postseason W-L
1970	1	0-1	—	1980	0	0-0	—
1971	2	1-1	—	1981	3	3-0	—
1972	7	6-1	0-0	1982	2	2-0	0-0
1973	2	2-0	0-0	1983	5	4-1	0-0
1974	7	4-0	3-0	1984	1	1-0	0-0
1975	7	6-0	1-0	1985	2	2-0	—
1976	10	9-0	1-0	1986	3	3-0	—
1977	3	3-0	0-0	1987	3	3-0	—
1978	2	2-0	0-0	1988	3	3-0	—
1979	4	4-0	0-0	1989	1	1-0	0-0
				1990	1	1-0	—
				1991	0	0-0	0
				1992	2	2-0	0
				1993	3	3-0	0
				1994	3	2-0	1-0
				1995	0	0-0	0-0
				1996	4	3-0	1-0
				1997	2	2-0	0-0
				1998	2	0-2	—
				1999	2	2-0	—
				2000	1	1-0	—
				2001	7	7-0	0-0
				2002	2	2-0	0-0
				2003	0	0-0	—
				2004	2	2-0	0-0
				2005	4	4-0	0-0
				2006	4	4-0	—
				2007	1	1-0	—
				2008	0	0-0	0-0
				2009	1	1-0	0-0
				TOTAL	109	96-6	7-0

Record in 1970s: 42-3

Record in 1980s: 22-1

Record in 1990s: 17-2

Record in 2000s: 22-0



Steelers History (Overtime, Year-by-Year Home/Away Records)

Steelers in Overtime (Overall: 20-16-2, Home: 10-2-1, Away: 10-14-1)

9/22/74	at Denver	35-35	[T]	11/26/98	at Detroit	19-16	[L]
9/24/78	Cleveland	15-9	[W]	11/12/00	Philadelphia	26-23	[L]
9/3/79	at New England	16-13	[W]	11/11/01	at Cleveland	15-12	[W]
11/23/79	Cleveland	33-30	[W]	12/30/01	at Cincinnati	26-23	[L]
9/27/81	New England	27-21	[W]	9/29/02	Cleveland	16-13	[W]
9/19/82	Cincinnati	26-20	[W]	11/10/02	Atlanta	34-34	[T]
12/2/84	at Houston	23-20	[L]	1/11/03	at Tennessee*	34-31	[L]
9/28/86	at Houston	22-16	[W]	12/28/03	at Baltimore	13-10	[L]
11/23/86	at Cleveland	37-31	[L]	1/15/05	New York Jets*	20-17	[W]
11/30/86	at Chicago	13-10	[L]	10/16/05	Jacksonville	23-17	[L]
12/31/89	at Houston*	26-23	[W]	11/20/05	at Baltimore	16-13	[L]
11/10/91	at Cincinnati	33-27	[W]	10/22/06	at Atlanta	41-38	[L]
1/8/94	at Kansas City*	27-24	[L]	12/31/06	at Cincinnati	23-17	[W]
10/30/94	at Arizona	20-17	[L]	11/18/07	at New York Jets	19-16	[L]
11/6/94	at Houston	12-9	[W]	9/29/08	Baltimore	23-20	[W]
11/20/94	Miami	16-13	[W]	9/10/09	Tennessee	13-10	[W]
11/5/95	at Chicago	37-34	[W]	11/22/09	at Kansas City	27-24	[L]
10/26/97	Jacksonville	23-17	[W]	11/29/09	at Baltimore	20-17	[L]
11/30/97	at Arizona	26-20	[W]				
12/13/97	at New England	24-21	[W]				

*Postseason

Steelers Year-by-Year Record at Home (Since 1970)

Year	Pre-Season	Regular Season	Post-Season	Overall	Year	Pre-Season	Regular Season	Post-Season	Overall
1970	1-0	4-3	—	4-3	1990	1-0	6-2	—	6-2
1971	1-1	5-2	—	5-2	1991	1-0	5-3	—	5-3
1972	1-0-1	7-0	1-1	8-1	1992	1-1	7-1	0-1	7-2
1973	2-0	7-1	0-0	7-1	1993	1-1	6-2	0-0	6-2
1974	2-0	5-2	1-0	6-2	1994	1-1	7-1	1-1	8-2
1975	1-1	6-1	2-0	8-1	1995	0-2	6-2	2-0	8-2
1976	1-1	6-1	0-0	6-1	1996	2-0	7-1	1-0	8-1
1977	2-0	6-1	0-0	6-1	1997	2-0	7-1	1-1	8-2
1978	1-0	7-1	2-0	9-1	1998	2-0	5-3	—	5-3
1979	1-0	8-0	2-0	10-0	1999	1-1	2-6	—	2-6
1980	0-1	6-2	—	6-2	2000	2-0	4-4	—	4-4
1981	1-0	5-3	—	5-3	2001	2-0	7-1	1-1	8-2
1982	2-0	4-0	0-1	4-1	2002	1-1	5-2-1	1-0	6-2-1
1983	0-1	4-4	0-0	4-4	2003	1-1	4-4	—	4-4
1984	1-0	6-2	0-0	6-2	2004	1-1	8-0	1-1	9-1
1985	0-1	5-3	—	5-3	2005	2-0	5-3	0-0	5-3
1986	0-1	4-4	—	4-4	2006	0-2	5-3	—	5-3
1987	0-1	4-3	—	4-3	2007	1-1	7-1	0-1	7-2
1988	1-0	4-4	—	4-4	2008	2-0	6-2	2-0	8-2
1989	0-1	4-4	0-0	4-4	2009	2-0	6-2	0-0	6-2
					TOTALS	44-21-1 (.674)	222-85-1 (.722)	18-8 (.692)	240-95-2 (.715)

Steelers Year-by-Year Record on the Road (Since 1970)

Year	Pre-Season	Regular Season	Post-Season	Overall	Year	Pre-Season	Regular Season	Post-Season	Overall
1970	2-1	1-6	—	1-6	1990	0-2	3-5	—	3-5
1971	2-1	1-6	—	1-6	1991	1-2	2-6	—	2-6
1972	1-0	4-3	0-0	4-3	1992	1-1	4-4	0-0	4-4
1973	1-2	3-3	0-1	3-4	1993	1-1	3-5	0-1	3-6
1974	4-0	5-1-1	1-0	6-1-1	1994	0-2	5-3	0-0	5-3
1975	1-3	6-1	0-0	6-1	1995	1-1	5-3	0-0	5-3
1976	3-1	4-3	1-1	5-4	1996	0-2	3-5	0-1	3-6
1977	1-3	3-4	0-1	3-5	1997	2-0	4-4	0-0	4-4
1978	1-2	7-1	0-0	7-1	1998	0-1	2-6	—	2-6
1979	2-1	4-4	0-0	4-4	1999	0-2	4-4	—	4-4
1980	3-0	3-5	—	3-5	2000	1-1	5-3	—	5-3
1981	1-2	3-5	—	3-5	2001	1-1	6-2	0-0	6-2
1982	1-0	2-3	0-0	2-3	2002	1-1	5-3	0-1	5-4
1983	2-0	6-2	0-1	6-3	2003	0-2	2-6	—	2-6
1984	2-1	3-5	1-1	4-6	2004	1-1	7-1	0-0	7-1
1985	1-2	2-6	—	2-6	2005	1-1	6-2	3-0	9-2
1986	1-2	2-6	—	2-6	2006	0-2	3-5	—	3-5
1987	0-3	4-4	—	4-4	2007	3-0	3-5	0-0	3-5
1988	2-1	1-7	—	1-7	2008	1-1	6-2	0-0	6-2
1989	2-1	5-3	1-1	6-4	2009	1-1	3-5	0-0	3-5
					TOTALS	49-51 (.490)	150-157-1 (.489)	7-9 (.438)	157-166-1 (.486)



Steelers History (Biggest Wins, Losses, Scoring Highs, Tie Games)



12/24/05 STEELERS 41, BROWNS 0

Steelers Biggest Wins - Worst Losses

BIGGEST WINS				WORST LOSSES			
56 pts	[63-7]	NY Giants	11/30/52	51 pts	[0-51]	Cleveland	9/10/89
45 pts	[45-0]	at Kansas City	11/7/76	47 pts	[7-54]	Green Bay	11/23/41
43 pts	[43-0]	at Cleveland	9/12/99	47 pts	[0-47]	Green Bay	10/15/33
42 pts	[45-3]	Indianapolis	9/8/85	42 pts	[3-45]	at Detroit	11/24/83
42 pts	[42-0]	Tampa Bay	12/5/76	42 pts	[7-49]	at Chicago	11/23/47
41 pts	[41-0]	at Cleveland	12/24/05	42 pts	[3-45]	Philadelphia	11/4/45
38 pts	[45-7]	Kansas City	10/15/06	42 pts	[7-49]	Chicago	12/3/44
37 pts	[37-0]	at San Diego	9/21/75				
37 pts	[37-0]	Baltimore	11/9/97				
36 pts	[42-6]	St. Louis	11/3/96				
36 pts	[42-6]	at Cleveland	10/5/75				

Steelers Biggest Wins - Worst Losses (At Home Since 1970)

BIGGEST WINS				WORST LOSSES			
42 pts	[45-3]	Indianapolis	9/8/85	51 pts	[51-0]	Cleveland	9/10/89
42 pts	[42-0]	Tampa Bay	12/5/76	34 pts	[34-0]	New England	10/19/86
38 pts	[45-7]	Kansas City	10/15/06	30 pts	[37-7]	Dallas	8/31/97
37 pts	[37-0]	Baltimore	11/9/97	27 pts	[41-14]	Washington	11/17/91
36 pts	[42-6]	St. Louis	11/3/96	24 pts	[31-7]	Miami	10/7/84
35 pts	[35-0]	Cleveland	12/23/90	24 pts	[31-7]	Baltimore	12/24/06
35 pts	[38-3]	Chicago	9/28/80	22 pts	[28-6]	Miami	9/30/90
35 pts	[42-7]	Denver	10/22/79				
33 pts	[47-14]	Detroit	12/23/01				

Steelers Biggest Comeback Wins

The Steelers trailed Buffalo **21-0** (12/15/85) in the second quarter and came back to win, **30-24**.
The Steelers trailed Baltimore **21-0** (10/5/97) in the second quarter and came back to win, **42-34**.

Steelers & Opponents Scoring Highs

MOST POINTS BY STEELERS				MOST POINTS BY OPPONENTS			
63	11/30/52	New York Giants	[63-7]	54	12/8/85	at San Diego	[54-44]
57	12/18/66	at Atlanta	[57-33]	54	11/23/41	Green Bay	[54-7]
55	10/17/54	Cleveland	[55-27]	52	9/8/91	at Buffalo	[52-34]
52	11/25/84	San Diego	[52-24]	52	11/23/69	at Minnesota	[52-14]
51	10/7/79	at Cleveland	[51-35]	52	10/30/66	at Dallas	[52-21]
49	11/19/95	at Cincinnati	[49-31]	51	9/10/89	at Cleveland	[51-0]
48	11/26/00	at Cincinnati	[48-28]	49	11/23/47	at Chicago	[49-7]
47	12/23/01	Detroit	[47-14]	49	12/3/44	Chicago	[49-7]

Steelers in Tie Games (21)

10/22/33	at Cincinnati	[0-0]	11/8/59	Detroit	[10-10]
11/5/33	at Brooklyn	[3-3]	10/23/60	at Washington	[27-27]
10/29/39	at Cleveland	[14-14]	9/15/63	at Philadelphia	[21-21]
9/8/40	Chicago Cardinals	[7-7]	11/24/63	Chicago	[17-17]
9/15/40	New York	[10-10]	12/1/63	Philadelphia	[20-20]
11/9/41	at Philadelphia	[7-7]	9/11/66	New York	[34-34]
11/7/43	Washington	[14-14]	11/12/67	at St. Louis	[14-14]
9/29/46	at Washington	[14-14]	11/10/68	at St. Louis	[28-28]
11/13/49	Los Angeles	[7-7]	9/22/74	at Denver	[35-35]
10/1/51	New York	[13-13]	11/10/02	Atlanta	[34-34]
12/7/58	at Washington	[14-14]			

*Sudden death overtime system for regular-season games was instituted in 1974.

The Last Time

The Last Time the Steelers/Opponent...

OVERTIME GAME WON

By Steelers — Steelers 13, Miami 10, 9/10/09
By Opponents — at Baltimore 20, Steelers 17, 11/29/09

TIE GAME

Home — Steelers 34, Atlanta 34, 11/10/02
Away — Steelers 35, at Denver 35, 9/22/74

SHUTOUT

By Steelers — Steelers 31, Cleveland 0, 12/28/08
By Opponents — Jacksonville 9, Steelers 0, 9/18/06

KICKOFF RETURNED FOR A TD

By Steelers — Allen Rossum (98 yards) vs. San Francisco, 9/23/07
By Opponents — Jamaal Charles (97 yards) at Kansas City, 11/22/09

PUNT RETURNED FOR A TD

By Steelers — Antonio Holmes (67 yards) vs. San Diego, 1/11/09*
By Opponents — Steve Breaston (73 yards) at Arizona, 9/30/07

INTERCEPTED PASS RETURNED FOR A TD

By Steelers — Tyrone Carter (48 yards) at Denver, 11/9/09
By Opponents — William James (38 yards) at Detroit, 10/11/09

FUMBLE RETURNED FOR A TD

By Steelers — LaMar Woodley (77 yards) vs. Minnesota, 10/25/09
By Opponents — Robert Ayers (54 yards) at Denver, 11/9/09

PUNT BLOCKED

By Steelers — Andre Frazier at Washington, 11/3/08
By Opponents — D.D. Lewis at Seattle 11/2/03

PUNT BLOCKED FOR A TD

By Steelers — Lance Brown (1 yard recovered by Fred McAfee)
at Kansas City, 10/26/98
By Opponents — Frank Minnifield (11 yards) at Cleveland,
11/20/88

FIELD GOAL BLOCKED

By Steelers — Aaron Smith vs. Tennessee, 9/10/09
By Opponent — Alvin McKinley vs. Cleveland, 12/7/06

FIELD GOAL BLOCKED FOR A TD

By Steelers — Bob O'Neill (73 yards) vs. Chicago Cards, 10/13/57
By Opponents — Chris Hudson (68 yards) vs. Jacksonville,
9/22/97

SAFETY SCORED

By Steelers — 11/16/08 vs. San Diego (Marcus McNeill tackled in
end zone by James Harrison)
By Opponents — 2/1/09 vs. Arizona (Penalty on Justin Hartwig
in end zone)*

TWO 100-YARD RUSHERS IN SAME GAME

By Steelers — 10/26/86 vs. Cincinnati (Earnest Jackson 132,
Walter Abercrombie 109)
By Opponents — None

200 YARDS RUSHING

By Steelers — Willie Parker (223 yards) vs. Cleveland, 12/7/06
By Opponents — Fred Taylor (234 yards) vs. Jacksonville,
11/19/00

300 YARDS PASSING

By Steelers — Ben Roethlisberger (503 yards) vs. Green Bay, 12/20/09
By Opponents — Aaron Rodgers (383 yards) vs. Green Bay, 12/30/09

400 YARDS PASSING

By Steelers — Ben Roethlisberger (503 yards) vs. Green Bay, 12/20/09
By Opponents — Jon Kitna (411) at Cincinnati, 12/30/01

200 YARDS RECEIVING

By Steelers — Plaxico Burress (253) vs. Atlanta, 11/10/02
By Opponents — Qadry Ismail (258) vs. Baltimore, 12/12/99

FOUR TD PASSES

By Steelers — Ben Roethlisberger (5) vs. Baltimore, 11/5/07
By Opponents — Tom Brady at New England, 12/9/07

FIVE TD PASSES

By Steelers — Ben Roethlisberger vs. Baltimore, 11/5/07
By Opponents — Brian Sipe at Cleveland, 10/7/79

SIX TO PASSES

By Steelers — N/A
By Opponents — Jim Kelly at Buffalo, 9/8/91

THREE TO RECEPTIONS

By Steelers — Hines Ward at Atlanta, 10/22/06
By Opponents — Alge Crumpler at Atlanta, 10/22/06

FOUR TD RECEPTIONS

By Steelers — Roy Jefferson vs. Atlanta, 11/3/68
By Opponents — Don Beebe at Buffalo, 9/8/91

THREE TDS RUSHING

By Steelers — Willie Parker vs. Houston, 9/7/08
By Opponents — Arlen Harris vs. St. Louis, 10/26/03

FOUR FIELD GOALS

By Steelers — Jeff Reed vs. Cincinnati, 11/15/09
By Opponents — Shayne Graham vs. Cincinnati, 11/15/09

FIVE FIELD GOALS

By Steelers — Kris Brown at Cleveland, 11/11/01
By Opponents — Scott Norwood at Buffalo, 9/25/88

SIX FIELD GOALS

By Steelers — Jeff Reed at Jacksonville, 12/1/02
By Opponents — Todd Peterson vs. Seattle, 9/26/99

THREE INTERCEPTIONS

By Steelers — Darren Perry at Cleveland, 9/11/94
By Opponents — Dick Anderson (4) at Miami, 12/3/73

FOUR INTERCEPTIONS

By Steelers — Jack Butler vs. Washington, 12/13/53
By Opponents — Dick Anderson at Miami, 12/3/73

THREE SACKS

By Steelers — James Harrison at Detroit, 10/11/09
By Opponents — Jason Jones at Tennessee, 12/21/08

FOUR SACKS

By Steelers — Joey Porter at Tampa Bay, 10/21/01
By Opponents — Alfred Williams vs. Cincinnati, 10/16/94

FIVE SACKS

By Steelers — Joe Greene at Houston, 12/10/72
By Opponents — N/A

GAINED 500 YARDS OF TOTAL OFFENSE

By Steelers — 537 (65 rushing, 472 passing) vs. Green Bay,
12/20/09
By Opponents — 517 (124 rushing, 393 passing),
11/12/06 vs. New Orleans

LIMITED TEAM TO UNDER 100 YARDS OF TOTAL OFFENSE

By Steelers — 98 (81 rushing, 17 passing), 10/29/06 at Oakland
By Opponents — 53 (36 rushing, 17 passing), 9/10/89 vs. Cleveland

THREE INTERCEPTIONS (TEAM)

By Steelers — at Miami, 1/3/10
By Opponents — vs. New York Giants (4), 10/26/08

FOUR INTERCEPTIONS (TEAM)

By Steelers — vs. Baltimore, 11/9/97
By Opponents — vs. New York Giants, 10/26/08

FIVE TAKEAWAYS (TEAM)

By Steelers — vs. Dallas, 12/7/08 (3 INT, 2 FUM)
By Opponents — at Baltimore, 12/28/03 (3 INT, 2 FUM)

SIX TAKEAWAYS (TEAM)

By Steelers — (7) vs. Baltimore, 11/9/97 (4 INT, 3 FUM)
By Opponents — vs. Indianapolis, 10/12/97 (2 INT, 4 FUM)

TWO 100-YARD RECEIVERS IN SAME GAME

By Steelers — at Miami, 1/3/10 (36-202)
By Opponents — vs. Baltimore, 12/27/09 (38-175)

*Playoff game +Phil.-Pitt. Steagles or Card.-Pitt. record



The Last Time

The Last Time the Steelers/Opponent...

100 YARDS RUSHING

Steelers: 1/3/10 at Miami (36-20)
Opponents: 12/27/09 vs. Baltimore (38-175)

200 YARDS RUSHING

Steelers: 1/3/10 at Miami (36-20)
Opponents: 12/16/07 vs. Jacksonville (42-244)

100-YARD RUSHER AND 100-YARD RECEIVER

Steelers: 12/6/09 vs. Oakland (Mendenhall 103, Holmes 149)
Opponents: 11/28/05 at Indianapolis (James 29-124, Harrison 4-128)

100-YARD RUSHER AND TWO 100-YARD RECEIVERS

Steelers: 12/18/04 vs. New York Giants (Bettis 140, Randle El 149, Ward 134)
Opponents: 12/2/99 at Jacksonville (Stewart 145, Smith 124, McCardell 113)

100-YARD RUSHER, 300-YARD PASSER AND 100-YARD RECEIVER

Steelers: 10/4/09 vs. San Diego (Mendenhall 165, Roethlisberger 333)
Opponents: 12/2/99 at Jacksonville (Stewart 145, Brunell 308, Smith 124, McCardell 113)

100-YARD RUSHER, 300-YARD PASSER AND TWO 100-YARD RECEIVERS

Steelers: 12/18/04 vs. New York Giants (Bettis 140, Roethlisberger 316, Randle El 149, Ward 134)
Opponents: 12/2/99 at Jacksonville (Stewart 145, Brunell 308, Smith 124, McCardell 113)

100-YARD RUSHER AND 300-YARD PASSER

Steelers: 10/4/09 vs. San Diego (Mendenhall 165, Roethlisberger 333)
Opponents: 12/2/99 at Jacksonville (Stewart 145, Brunell 308)

100-YARD RECEIVER AND 300-YARD PASSER

Steelers: 12/20/09 vs. Green Bay (Ward 126, Miller 118, Roethlisberger 503)
Opponents: 12/20/09 vs. Green Bay (Jennings 118, Rodgers 383)

TWO 100-YARD RECEIVERS AND 300-YARD PASSER

Steelers: 12/20/09 vs. Green Bay (Ward 126, Miller 118, Roethlisberger 503)
Opponents: 12/9/07 at New England (Moss 135, Gaffney 122, Brady 399)

100-YARD RUSHER, 100-YARD RECEIVER, 200-YARD RECEIVER AND 400-YARD PASSER

Steelers: 11/10/02 vs. Atlanta (Zereoue 123, Ward 139, Burrell 253, Maddox 473)
Opponents: N/A

100-YARD RUSHER, TWO 100-YARD RECEIVERS AND 400-YARD PASSER

Steelers: 11/10/02 vs. Atlanta (Zereoue 123, Ward 139, Burrell 253, Maddox 473)
Opponents: N/A

THREE 100-YARD RECEIVERS AND 300-YARD PASSER

Steelers: 12/13/58 vs. Chicago Cardinals (Orr 205, McClair 139, Tracy 106, Layne 409)
Opponents: 11/10/68 at St. Louis (D. Williams 114, Conrad 133, Smith 105, Hart 353)

THREE RUSHING TOUCHDOWNS

Steelers: 1/11/08 vs. San Diego (Parker 2, Russell 1)*
Opponents: 10/26/03 vs. St. Louis (Harris 3)

FOUR RUSHING TOUCHDOWNS

Steelers: 1/1/06 Detroit (Bettis 3, Roethlisberger 1)
Opponents: 12/8/85 at San Diego (McGee 2, Anderson 1, Spencer 1)

FIVE RUSHING TOUCHDOWNS

Steelers: 11/3/96 at Kansas City (Bettis 2, Stewart 2, Pegram 1)
Opponents: 12/12/54 at Cleveland (Hanulak 3, Morrison 1, Reynolds 1)

THREE TOUCHDOWN PASSES

Steelers: 1/3/10 at Miami (Roethlisberger 3)
Opponents: 12/20/09 vs. Green Bay (Rodgers 3)



LAST HOME SHUTOUT — 12/28/08
STEELERS 34, BROWNS 0

FOUR TOUCHDOWN PASSES

Steelers: 11/5/07 vs. Baltimore (Roethlisberger 5)
Opponents: 12/9/07 at New England (Brady 4)

FIVE TOUCHDOWN PASSES

Steelers: 11/5/07 vs. Baltimore (Roethlisberger 5)
Opponents: 9/8/91 at Buffalo (Kelly 6)

SIX TOUCHDOWN PASSES

Steelers: N/A
Opponents: 9/8/91 at Buffalo (Kelly 6)

FIVE INTERCEPTIONS

Steelers: 12/5/93 vs. New England (Bledsoe 5)
Opponents: 9/26/99 vs. Seattle (Stewart 3, Tomczak 2)

SIX SACKS

Steelers: 10/11/09 at Detroit (7-57)
Opponents: 12/20/09 at Cleveland (8-60)

SEVEN OR MORE SACKS

Steelers: 10/11/09 at Detroit (7-57)
Opponents: 12/20/09 at Cleveland (8-60)

TWO OPPONENT FUMBLE RECOVERIES

Steelers: 11/29/09 at Baltimore (Carter, Keisel)
Opponents: 10/18/09 vs. Cleveland (Elam, Bowens, Hall)

SHUTOUT ON ROAD

Steelers: 12/24/05 at Cleveland (41-0)
Opponents: 11/26/06 at Baltimore (0-27)

SHUTOUT AT HOME

Steelers: 12/28/08 vs. Cleveland (31-0)
Opponents: 9/3/00 vs. Baltimore (0-16)

OVERTIME WIN AWAY FROM PITTSBURGH

Steelers: 12/31/06 at Cincinnati (23-17)
Opponents: 11/29/09 at Baltimore

OVERTIME WIN IN PITTSBURGH

Steelers: 9/29/08 vs. Baltimore (23-20)
Opponents: 9/10/09 vs. Tennessee (13-10)

40 POINTS

Steelers: 12/20/07 at St. Louis (41-24)
Opponents: 11/1/98 vs. Tennessee (31-41)

50 POINTS

Steelers: 11/25/84 vs. San Diego (52-24)
Opponents: 12/8/85 at San Diego (44-54)

TWO-POINT CONVERSION

Steelers: 12/16/07 vs. Jacksonville
Opponents: 12/20/09 vs. Green Bay

MISSED POINT-AFTER-TOUCHDOWN ATTEMPT

Steelers: 11/3/08 at Washington (Reed w/)
Opponents: 11/15/09 vs. Cincinnati (Huber sacked)

*Playoff game

AFC Central/North Division Playoff Races (Week-by-Week)

1980 Central Division

Wk	CIN	CLE*	HOU#	PIT
1	0-1	0-1	0-1	1-0
2	0-2	0-2	1-1	2-0
3	1-2	1-2	2-1	2-1
4	1-3	2-2	3-1	3-1
5	1-4	2-3	3-2	4-1
6	2-4	3-3	3-3	4-2
7	3-4	4-3	4-3	4-3
8	3-5	5-3	5-3	4-4
9	3-6	6-3	6-3	5-4
10	3-7	7-3	7-3	6-4
11	3-8	7-4	8-4	7-4
12	3-9	8-4	8-4	7-5
13	4-9	9-4	8-5	8-5
14	5-9	10-4	9-5	8-6
15	6-9	10-5	10-5	9-6
16	6-10	11-5	11-5	9-7

1981 Central Division

Wk	CIN*	CLE	HOU	PIT
1	1-0	0-1	1-0	0-1
2	2-0	0-2	2-0	0-2
3	2-1	1-2	2-1	1-2
4	3-1	2-2	2-2	2-2
5	3-2	2-3	3-2	3-2
6	4-2	2-4	4-2	4-2
7	5-2	3-4	4-3	4-3
8	5-3	4-4	4-4	5-3
9	6-3	4-5	4-5	5-4
10	7-3	4-6	5-5	5-5
11	8-3	5-6	5-6	6-5
12	9-3	5-7	5-7	7-5
13	10-3	5-8	5-8	8-5
14	10-4	5-6	6-8	8-6
15	11-4	5-10	6-9	8-7
16	12-4	5-11	7-9	8-8

1982 Central Division

Wk	CIN+	CLE+	HOU	PIT+
1	1-0	1-0	0-1	1-0
2	1-1	1-1	1-1	2-0
3	Games Canceled (NFL Player Strike)			
4	Games Canceled (NFL Player Strike)			
5	Games Canceled (NFL Player Strike)			
6	Games Canceled (NFL Player Strike)			
7	Games Canceled (NFL Player Strike)			
8	Games Canceled (NFL Player Strike)			
9	Games Canceled (NFL Player Strike)			
10	2-1	2-1	1-2	3-0
11	3-1	2-2	1-3	3-1
12	4-1	2-3	1-4	4-1
13	5-1	2-4	1-5	4-2
14	5-2	3-4	1-6	4-3
15	6-2	4-4	1-7	5-3
16	7-2	4-5	1-8	6-3

1983 Central Division

Wk	CIN	CLE	HOU	PIT*
1	0-1	0-1	0-1	0-1
2	0-2	1-1	0-2	1-1
3	0-3	2-1	0-3	2-1
4	1-3	3-1	0-4	2-2
5	1-4	3-2	0-5	3-2
6	1-5	4-2	0-6	4-2
7	1-6	4-3	0-7	5-2
8	2-6	4-4	0-8	6-2

9	3-6	5-4	0-9	7-2
10	4-6	5-5	0-10	8-2
11	4-7	6-5	1-10	9-2
12	5-7	7-5	1-11	9-3
13	5-8	8-5	1-12	9-4
14	6-8	8-6	1-13	9-5
15	7-8	8-7	2-13	10-5
16	7-9	9-7	2-14	10-6

1984 Central Division

Wk	CIN	CLE	HOU	PIT*
1	0-1	0-1	0-1	0-1
2	0-2	0-2	0-2	1-1
3	0-3	0-3	0-3	2-1
4	0-4	1-3	0-4	2-2
5	0-5	1-4	0-5	3-2
6	1-5	1-5	0-6	3-3
7	1-6	1-6	0-7	4-3
8	2-6	1-7	0-8	4-4
9	3-6	1-8	0-9	5-4
10	3-7	2-8	0-10	6-4
11	4-7	2-9	1-10	6-5
12	4-8	3-9	2-10	6-6
13	5-8	4-9	2-11	7-6
14	6-8	4-10	3-11	7-7
15	7-8	4-11	3-12	8-7
16	8-8	5-11	3-13	9-7

1985 Central Division

Wk	CIN	CLE*	HOU	PIT
1	0-1	0-1	1-0	1-0
2	0-2	1-1	1-1	1-1
3	0-3	1-2	1-2	2-1
4	1-3	2-2	1-3	2-2
5	1-4	3-2	1-4	2-3
6	2-4	4-2	1-5	2-4
7	2-5	4-3	2-5	3-4
8	3-5	4-4	3-5	3-5
9	4-5	4-5	4-5	4-5
10	5-5	4-6	4-6	5-5
11	5-6	5-6	4-7	6-5
12	5-7	6-6	5-7	6-6
13	6-7	7-6	5-8	6-7
14	7-7	7-7	5-9	6-8
15	7-8	8-7	5-10	7-8
16	7-9	8-8	5-11	7-9

1986 Central Division

Wk	CIN	CLE*	HOU	PIT
1	0-1	0-1	1-0	0-1
2	1-1	1-1	1-1	0-2
3	2-1	1-2	1-2	0-3
4	2-2	2-2	1-3	1-3
5	3-2	3-2	1-4	1-4
6	4-2	4-2	1-5	1-5
7	5-2	4-3	1-6	1-6
8	5-3	5-3	1-7	2-6
9	6-3	6-3	1-8	3-6
10	6-4	7-3	2-4	3-7
11	7-4	7-4	2-9	4-7
12	8-4	8-4	3-9	4-8
13	8-5	9-4	3-10	4-9
14	9-5	10-4	3-11	5-9
15	9-5	11-4	4-11	6-9
16	10-6	12-4	5-11	6-10

1987 Central Division

Wk	CIN	CLE*	HOU#	PIT
1	1-0	0-1	1-0	1-0
2	1-1	1-1	1-1	1-1
3	Game Canceled (NFL Player Strike)			
4	1-2	2-1	2-1	2-1
5	2-2	2-2	3-1	2-2
6	2-3	3-2	3-2	3-2
7	2-4	4-2	4-2	4-2
8	2-5	4-3	5-2	4-3
9	2-6	5-3	5-3	5-3
10	3-6	6-3	6-3	5-4
11	3-7	7-3	6-4	6-4
12	3-8	7-4	6-5	6-5
13	4-8	7-5	7-5	7-5
14	4-9	8-5	7-6	8-5
15	4-10	9-5	8-6	8-6
16	4-11	10-5	9-6	8-7

1988 Central Division

Wk	CIN*	CLE#	HOU#	PIT
1	1-0	1-0	1-0	1-0
2	2-0	1-1	2-0	1-1
3	3-0	2-1	2-1	1-2
4	4-0	2-2	3-1	1-3
5	5-0	3-2	3-2	1-4
6	6-0	3-3	4-2	1-5
7	6-1	4-3	5-2	1-6
8	7-1	5-3	5-3	2-6
9	7-2	6-3	6-3	2-7
10	8-2	6-4	7-3	2-8
11	8-3	6-5	7-4	2-9
12	9-3	7-5	8-4	2-10
13	10-3	8-5	9-4	3-10
14	11-3	9-5	9-5	4-10
15	11-4	9-6	10-5	4-11
16	12-4	10-6	10-6	5-11

1989 Central Division

Wk	CIN	CLE*	HOU#	PIT*
1	0-1	1-0	0-1	0-1
2	1-1	2-0	1-1	0-2
3	2-1	2-1	1-1	0-2
4	3-1	3-1	2-2	2-2
5	4-1	3-2	2-3	2-3
6	4-2	3-3	3-3	3-3
7	4-3	4-3	4-3	3-4
8	5-3	5-3	4-4	4-4
9	5-4	6-3	5-4	4-5
10	5-5	7-3	6-4	4-6
11	6-5	7-3-1	7-4	5-6
12	6-6	7-4-1	7-5	6-6
13	7-6	7-5-1	8-5	6-7
14	7-7	7-6-1	9-5	7-7
15	8-7	8-6-1	9-6	8-7
16	8-8	9-6-1	9-7	9-7

1990 Central Division

Wk	CIN*	CLE	HOU#	PIT
1	1-0	1-0	0-1	0-1
2	2-0	1-1	0-2	1-1
3	3-0	1-2	1-2	1-2
4	3-1	1-3	2-2	1-3
5	4-1	2-3	2-3	2-3
6	4-2	2-4	3-3	3-3

* Division Champion

Wild Card Team

+ Qualified for Super Bowl Tournament



AFC Central/North Division Playoff Races (Week-by-Week)

7	5-2	2-5	4-3	3-4
8	5-3	2-6	4-4	4-4
9	5-4	2-7	4-5	5-4
10	6-4	2-8	5-5	5-5
11	6-5	2-9	6-5	6-5
12	7-5	2-10	6-6	6-6
13	7-6	2-11	7-6	7-6
14	7-7	3-11	8-6	8-6
15	8-7	3-12	8-7	9-6
16	9-7	3-13	9-7	9-7

1991 Central Division

Wk	CIN	CLE	HOU*	PIT
1	0-1	0-1	1-0	1-0
2	0-2	1-1	2-0	1-1
3	0-3	2-1	3-0	2-1
4	0-4	2-2	3-1	2-2
5	0-5	2-3	4-1	3-2
6	0-6	2-4	5-1	3-3
7	0-7	3-4	6-1	3-4
8	0-8	4-4	7-1	3-5
9	1-8	4-5	7-2	3-6
10	1-9	4-6	8-2	4-6
11	1-10	4-7	9-2	4-7
12	1-11	5-7	9-3	5-7
13	2-11	6-7	9-4	5-8
14	2-12	6-8	10-4	5-9
15	2-13	6-9	11-4	6-9
16	3-13	6-10	11-5	7-9

1992 Central Division

Wk	CIN	CLE	HOU#	PIT*
1	1-0	0-1	0-1	1-0
2	2-0	0-2	1-1	2-0
3	2-1	1-2	2-1	3-0
4	2-2	1-3	3-1	3-1
5	2-3	2-3	4-1	3-2
6	2-4	3-3	4-2	4-2
7	2-5	4-3	5-2	5-2
8	3-5	4-4	5-3	6-2
9	4-5	5-4	5-4	6-3
10	4-6	5-5	6-4	7-3
11	4-7	5-6	6-5	8-3
12	4-8	6-6	7-5	9-3
13	4-9	7-6	8-5	10-3
14	4-10	7-7	8-6	10-4
15	5-10	7-8	9-6	10-5
16	5-11	7-9	10-6	11-5

1993 Central Division

Wk	CIN	CLE	HOU*	PIT#
1	0-1	1-0	0-1	0-1
2	0-2	2-0	1-1	0-2
3	0-3	3-0	1-2	1-2
4	0-4	3-1	1-3	2-2
5	0-5	3-2	1-4	3-2
6	0-6	4-2	2-4	4-2
7	0-7	5-2	3-4	4-3
8	0-8	5-3	4-4	5-3
9	0-9	5-4	5-4	6-3
10	0-10	5-5	6-4	6-4
11	1-10	5-6	7-4	6-5
12	1-11	6-6	8-4	7-5
13	1-12	6-7	9-4	8-5
14	2-12	6-8	10-4	8-6
15	3-12	7-8	11-4	8-7
16	3-13	7-9	12-4	9-7

1994 Central Division

Wk	CIN	CLE#	HOU	PIT*
1	0-1	1-0	0-1	0-1
2	0-2	1-1	0-2	1-1
3	0-3	2-1	0-3	2-1
4	0-4	3-1	1-3	2-2
5	0-5	4-1	1-4	3-2
6	0-6	5-1	1-5	4-2
7	0-7	6-1	1-6	5-2
8	0-8	6-2	1-7	5-3
9	1-8	7-2	1-8	6-3
10	2-8	8-2	1-9	7-3
11	2-9	8-3	1-10	8-3
12	2-10	9-3	1-11	9-3
13	2-11	9-4	1-12	10-3
14	2-12	10-4	1-13	11-3
15	2-13	10-5	1-14	12-3
16	3-13	11-5	2-14	12-4

1995 Central Division

Wk	CIN	CLE	HOU#	JAX	PIT*
1	1-0	0-1	1-0	0-1	1-0
2	2-0	1-1	1-1	0-2	2-0
3	2-1	1-2	1-2	0-3	2-1
4	2-2	2-2	2-2	0-4	2-2
5	2-3	2-3	2-3	1-4	3-2
6	2-4	2-4	2-4	2-4	3-3
7	3-4	2-5	2-5	2-5	3-4
8	3-5	3-5	3-5	3-5	4-4
9	3-6	4-5	4-5	3-6	5-4
10	4-6	4-6	4-6	3-7	6-4
11	4-7	4-7	4-7	3-8	7-4
12	5-7	5-7	5-7	3-9	8-4
13	5-8	5-8	5-8	3-10	9-4
14	6-8	5-9	5-9	3-11	10-4
15	6-9	6-9	6-9	3-12	11-4
16	7-9	7-9	7-9	4-12	11-5

1996 Central Division

Wk	CIN	BAL	HOU	JAX#	PIT*
1	0-1	1-0	0-1	1-0	0-1
2	0-2	1-1	1-1	1-1	1-1
3	1-2	1-2	2-1	1-2	2-1
4	1-3	2-2	2-2	1-3	3-1
5	1-4	2-3	3-2	2-3	4-1
6	1-5	2-4	4-2	2-4	5-1
7	1-6	2-5	5-2	3-4	5-2
8	2-6	3-5	5-3	3-5	6-2
9	3-6	3-6	5-4	3-6	7-2
10	4-6	3-7	6-4	4-6	7-3
11	4-7	3-8	6-5	4-7	8-3
12	5-7	3-9	6-6	5-7	9-3
13	5-8	4-9	7-6	6-7	9-4
14	6-8	4-10	7-7	7-7	10-4
15	7-8	4-11	7-8	8-7	10-5
16	8-8	4-12	8-8	9-7	10-6

1997 Central Division

Wk	CIN	BAL	JAX#	TEN	PIT*
1	1-0	0-1	1-0	1-0	0-1
2	1-1	1-1	2-0	1-1	0-1
3	1-2	2-1	3-0	1-2	1-2
4	1-3	3-1	3-1	1-3	2-2
5	1-4	3-2	4-1	1-4	3-2
6	1-5	3-3	5-1	2-4	4-2
7	1-6	3-4	5-2	3-4	5-2
8	1-7	4-4	5-3	4-4	6-2

9	2-7	4-5	6-3	4-5	6-3
10	3-7	4-6	7-3	5-5	7-3
11	3-8	4-6-1	8-3	5-6	8-3
12	4-8	4-7-1	8-4	6-6	8-4
13	4-9	4-8-1	9-4	7-6	9-4
14	5-9	5-8-1	9-5	7-7	10-4
15	6-9	6-8-1	10-5	7-8	11-4
16	7-9	6-9-1	11-5	8-8	11-5

1998 Central Division

Wk	CIN	BAL	JAX*	TEN	PIT
1	0-1	0-1	1-0	1-0	1-0
2	1-1	1-1	2-0	1-1	2-0
3	1-2	1-2	3-0	1-2	2-1
4	1-3	2-2	4-0	1-3	3-1
5	2-3	2-3	5-0	2-3	3-2
6	2-4	2-4	5-1	3-3	4-2
7	2-5	2-5	5-2	3-4	5-2
8	2-6	2-6	6-2	4-4	5-3
9	2-7	3-6	7-2	5-4	6-3
10	2-8	3-7	8-2	6-4	6-4
11	2-9	4-7	8-3	6-5	7-4
12	2-10	5-7	9-3	6-6	7-5
13	2-11	5-8	10-3	7-6	7-6
14	2-12	5-9	10-4	8-6	7-7
15	3-12	5-10	10-5	8-7	7-8
16	3-13	6-10	11-5	8-8	7-9

1999 Central Division

Wk	CIN	CLE	BAL	JAX*	TEN#	PIT
1	0-1	0-1	0-1	1-0	1-0	1-0
2	0-2	0-2	0-2	2-0	2-0	2-0
3	0-3	0-3	1-2	2-1	3-0	2-1
4	1-3	0-4	2-2	3-1	3-1	2-2
5	1-4	0-5	2-3	4-1	4-1	2-3
6	1-5	0-6	Bye	5-1	Bye	3-3
7	1-6	0-7	2-4	Bye	5-1	4-3
8	1-7	1-7	2-5	6-1	6-1	Bye
9	1-8	1-8	3-5	7-1	6-2	5-3
10	1-9	2-8	3-6	8-1	7-2	5-4
11	1-10	2-9	4-6	9-1	8-2	5-5
12	2-10	2-10	4-7	10-1	9-2	5-6
13	3-10	2-11	5-7	11-1	9-3	5-7
14	4-10	2-12	6-7	12-1	10-3	5-8
15	Bye	2-13	7-7	13-1	11-3	5-9
16	4-11	2-14	8-7	13-2	12-3	6-9
17	4-12	Bye	8-8	14-2	13-3	6-10

2000 Central Division

Wk	CIN	CLE	BAL#	JAX	TEN*	PIT
1	Bye	0-1	1-0	1-0	0-1	0-1
2	0-1	1-1	2-0	1-1	1-1	Bye
3	0-2	2-1	2-1	2-1	Bye	0-2
4	0-3	2-2	3-1	2-2	2-1	0-3
5	0-4	2-3	4-1	2-3	3-1	1-3
6	0-5	2-4	5-1	2-4	4-1	2-3
7	0-6	2-5	5-2	2-5	5-1	3-3
8	1-6	2-6	5-3	2-6	6-1	4-3
9	2-6	2-7	5-4	3-6	7-1	5-3
10	2-7	2-8	6-4	Bye	8-1	5-4
11	2-8	3-8	7-4	3-7	8-2	5-5
12	2-9	3-9	8-4	4-7	9-2	5-6
13	2-10	3-10	9-4	5-7	9-3	6-6
14	3-10	3-11	Bye	6-7	10-3	7-6
15	3-11	3-12	10-4	7-7	11-3	7-7
16	4-11	3-13	11-4	7-8	12-3	8-7
17	4-12	Bye	12-4	7-9	13-3	9-7

* Division Champion

Wild Card Team

+ Qualified for Super Bowl Tournament

AFC Central/North Division Playoff Races (Week-by-Week)

2001 Central Division

Wk	CIN	CLE	BAL*	JAX	TEN	PIT*
1	1-0	0-1	1-0	1-0	0-1	0-1
2	2-0	1-1	1-1	2-0	0-2	Bye
3	2-1	2-1	2-1	2-1	Bye	1-1
4	2-2	3-1	3-1	2-2	0-3	2-1
5	3-2	3-2	3-2	Bye	1-3	3-1
6	3-3	4-2	3-3	2-3	2-3	4-1
7	4-3	Bye	4-3	2-4	2-4	5-1
8	Bye	4-3	5-3	2-5	3-4	5-2
9	4-4	4-4	6-3	3-5	3-5	6-2
10	4-5	5-4	6-4	3-6	4-5	7-2
11	4-6	6-4	7-4	3-7	4-6	8-2
12	4-7	6-5	8-4	3-8	5-6	9-2
13	4-8	6-6	Bye	4-8	5-7	10-2
14	4-9	6-7	8-5	5-8	6-7	11-2
15	4-10	6-8	9-5	6-8	7-7	12-2
16	5-10	7-8	9-6	6-9	7-8	12-3
17	6-10	7-9	10-6	6-10	7-9	13-3

2002 Central Division

Wk	BAL	CIN	CLE#	PIT*
1	0-1	0-1	0-1	0-1
2	0-2	0-2	1-1	0-2
3	Bye	0-3	2-1	Bye
4	1-2	0-4	2-2	1-2
5	2-2	0-5	2-3	1-3
6	2-3	0-6	2-4	2-3
7	3-3	Bye	3-4	3-3
8	3-4	0-7	4-4	4-3
9	3-5	1-7	4-5	5-3
10	4-5	1-8	Bye	5-3-1
11	4-6	1-9	5-5	5-4-1
12	5-6	1-10	6-5	6-4-1
13	6-6	1-11	6-6	7-4-1
14	6-7	1-12	7-6	7-5-1
15	7-7	1-13	7-7	8-5-1
16	7-8	2-13	8-7	9-5-1
17	7-9	2-14	9-7	10-5-1

2003 North Division

Wk	BAL*	CIN	CLE	PIT
1	0-1	0-1	0-1	1-0
2	1-1	0-2	0-2	1-1
3	2-1	0-3	1-2	2-1
4	2-2	1-3	1-3	2-2
5	Bye	1-4	2-3	2-3
6	3-2	Bye	3-3	2-4
7	3-3	2-4	3-4	Bye
8	4-3	3-4	3-5	2-5
9	5-3	3-5	Bye	2-6
10	5-4	4-5	3-6	3-6
11	5-5	5-5	4-6	3-7
12	6-5	6-5	4-7	4-7
13	7-5	7-5	4-8	4-8
14	8-5	7-6	4-9	5-8
15	8-6	8-6	4-10	5-9
16	9-6	8-7	4-11	6-9
17	10-6	8-8	5-11	6-10

2004 North Division

Wk	BAL	CIN	CLE	PIT*
1	0-1	0-1	1-0	1-0
2	1-1	1-1	1-1	1-1
3	2-1	1-2	1-2	2-1
4	2-2	1-3	2-2	3-1
5	3-2	Bye	2-3	4-1
6	Bye	1-4	3-3	5-1
7	4-2	2-4	3-4	Bye
8	4-3	2-5	Bye	6-1
9	5-3	3-5	3-5	7-1
10	6-3	4-5	3-6	8-1
11	7-3	4-6	3-7	9-1
12	7-4	5-6	3-8	10-1
13	7-5	6-6	3-9	11-1
14	8-5	6-7	3-10	12-1
15	8-6	6-8	3-11	13-1
16	8-7	7-8	3-12	14-1
17	9-7	8-8	4-12	15-1

2005 North Division

Wk	BAL	CIN*	CLE	PIT**
1	0-1	1-0	0-1	1-0
2	0-2	2-0	1-1	2-0
3	Bye	3-0	1-2	2-1
4	1-2	4-0	Bye	Bye
5	1-3	4-1	2-2	3-1
6	2-3	5-1	2-3	3-2
7	2-4	5-2	2-4	4-2
8	2-5	6-2	2-5	5-2
9	2-6	7-2	3-5	6-2
10	2-7	Bye	3-6	7-2
11	3-7	7-3	4-6	7-3
12	3-8	8-3	4-7	7-4
13	4-8	9-3	4-8	7-5
14	4-9	10-3	4-9	8-5
15	5-9	11-3	5-9	9-5
16	6-9	11-4	5-10	10-5
17	6-10	11-5	6-10	11-5

2006 North Division

Wk	BAL*	CIN	CLE	PIT
1	1-0	1-0	0-1	1-0
2	2-0	2-0	0-2	1-1
3	3-0	3-0	0-3	1-2
4	4-0	3-1	1-3	Bye
5	4-1	Bye	1-4	1-3
6	4-2	3-2	Bye	2-3
7	Bye	4-2	1-5	2-4
8	5-2	4-3	2-5	2-5
9	6-2	4-4	2-6	2-6
10	7-2	4-5	3-6	3-6
11	8-2	5-5	3-7	4-6
12	9-2	6-5	3-8	4-7
13	9-3	7-5	4-8	5-7
14	10-3	8-5	4-9	6-7
15	11-3	8-6	4-10	7-7
16	12-3	8-7	4-11	7-8
17	13-3	8-8	4-12	8-8

2007 North Division

Wk	BAL	CIN	CLE	PIT*
1	0-1	1-0	0-1	1-0
2	1-1	1-1	1-1	2-0
3	2-1	1-2	1-2	3-0
4	2-2	1-3	2-2	3-1
5	3-2	Bye	2-3	4-1
6	4-2	1-4	3-3	Bye
7	4-3	2-4	Bye	4-2
8	Bye	2-5	4-3	5-2
9	4-4	2-6	5-3	6-2
10	4-5	3-6	5-4	7-2
11	4-6	3-7	6-4	7-3
12	4-7	4-7	7-4	8-3
13	4-8	4-8	7-5	9-3
14	4-9	5-8	8-5	9-4
15	4-10	5-9	9-5	9-5
16	4-11	6-9	9-6	10-5
17	5-11	7-9	10-6	10-6

2008 North Division

Wk	BAL*	CIN	CLE	PIT*
1	1-0	0-1	0-1	1-0
2	Bye	0-2	0-2	2-0
3	2-0	0-3	0-3	2-1
4	2-1	0-4	1-3	3-1
5	2-2	0-5	Bye	4-1
6	2-3	0-6	2-3	Bye
7	3-3	0-7	2-4	5-1
8	4-3	0-8	3-4	5-2
9	5-3	1-8	3-5	6-2
10	6-3	Bye	3-6	6-3
11	6-4	1-8-1	4-6	7-3
12	7-4	1-9-1	4-7	8-3
13	8-4	1-10-1	4-8	9-3
14	9-4	1-11-1	4-9	10-3
15	9-5	2-11-1	4-10	11-3
16	10-5	3-11-1	4-11	11-4
17	11-5	4-11-1	4-12	12-4

2009 North Division

Wk	BAL#	CIN*	CLE	PIT
1	1-0	0-1	0-1	1-0
2	2-0	1-1	0-2	1-1
3	3-0	2-1	0-3	1-2
4	3-1	3-1	0-4	2-2
5	3-2	4-1	1-4	3-2
6	4-2	4-2	1-5	4-2
7	Bye	5-2	1-6	5-2
8	5-2	Bye	1-7	Bye
9	5-3	6-2	Bye	6-2
10	6-3	7-2	1-8	6-3
11	6-4	7-3	1-9	6-4
12	7-4	8-3	1-10	6-5
13	7-5	9-3	1-11	6-6
14	8-5	9-4	2-11	6-7
15	9-5	9-5	3-11	7-7
16	9-6	10-5	4-11	8-7
17	9-7	10-6	5-11	9-7

* Division Champion # Wild Card Team
+ Qualified for Super Bowl Tournament



Steelers Quarterback Records & MVPs

Quarterback Starting Records

Year	Player	Record	Year	Player	Record
1969	Terry Hanratty	0-5	1989	Bubby Brister	8-6
1970	Terry Hanratty	2-4		Todd Blackledge	1-1
	Terry Bradshaw	3-5	1990	Bubby Brister	9-7
1971	Terry Hanratty	1-0	1991	Bubby Brister	5-3
	Terry Bradshaw	5-8		Neil O'Donnell	2-6
1972	Terry Bradshaw	11-3	1992	Neil O'Donnell	9-3
1973	Terry Hanratty	2-2		Bubby Brister	2-2
	Terry Bradshaw	8-1	1993	Neil O'Donnell	9-6
	Joe Gilliam	0-1		Mike Tomczak	0-1
1974	Terry Hanratty	1-0	1994	Neil O'Donnell	10-4
	Terry Bradshaw	5-2		Mike Tomczak	2-0
	Joe Gilliam	4-1-1	1995	Neil O'Donnell	9-3
1975	Terry Bradshaw	12-2		Mike Tomczak	2-2
1976	Terry Bradshaw	4-4	1996	Mike Tomczak	10-5
	Mike Kruzcek	6-0		Jim Miller	0-1
1977	Terry Bradshaw	9-5	1997	Kordell Stewart	11-5
1978	Terry Bradshaw	14-2	1998	Kordell Stewart	7-9
1979	Terry Bradshaw	12-4	1999	Kordell Stewart	5-6
1980	Terry Bradshaw	9-6		Mike Tomczak	1-4
	Cliff Stoudt	0-1	2000	Kordell Stewart	7-4
1981	Terry Bradshaw	8-6		Kent Graham	2-3
	Mark Malone	0-2	2001	Kordell Stewart	13-3
1982	Terry Bradshaw	6-3	2002	Tommy Maddox	8-3-1
1983	Terry Bradshaw	1-0		Kordell Stewart	2-2
	Cliff Stoudt	9-6	2003	Tommy Maddox	6-10
1984	David Woodley	3-4	2004	Ben Roethlisberger	13-0
	Mark Malone	6-3		Tommy Maddox	2-1
1985	David Woodley	4-2	2005	Ben Roethlisberger	9-3
	Mark Malone	3-5		Charlie Batch	2-0
	Scott Campbell	0-2		Tommy Maddox	0-2
1986	Mark Malone	6-8	2006	Ben Roethlisberger	7-8
	Bubby Brister	0-2		Charlie Batch	1-0
1987	Mark Malone	6-6	2007	Ben Roethlisberger	10-5
	Steve Bono	2-1		Charlie Batch	0-1
1988	Bubby Brister	4-9	2008	Ben Roethlisberger	12-4
	Todd Blackledge	1-2			



CHARLIE BATCH

Quarterback Career Records

Terry Bradshaw (1970-83)	107-51
Ben Roethlisberger (2004-09)	60-26
Kordell Stewart (1995-02)	45-29
Neil O'Donnell (1990-95)	39-22
Bubby Brister (1986-92)	28-29
Mark Malone (1981-87)	21-24
Tommy Maddox (2002-05)	16-16-1
Mike Tomczak (1993-99)	15-12
David Woodley (1984-85)	7-6
Mike Kruzcek (1976-79)	6-0
Terry Hanratty (1969-75)	6-11
Joe Gilliam (1972-75)	4-2-1
Charlie Batch (2002-09)	3-1
Steve Bono (1987-88)	2-1
Todd Blackledge (1988-89)	2-3
Kent Graham (2000)	2-3
Dennis Dixon (2008-09)	0-1
Cliff Stoudt (1977-83)	0-1
Jim Miller (1995-96)	0-1
Scott Campbell (1984-86)	0-2

Steelers MVPs

1969	WR	Roy Jefferson	1990	CB	Rod Woodson
1970	DT	Joe Greene	1991	LB	Greg Lloyd
1971	LB	Andy Russell	1992	RB	Barry Foster
1972	RB	Franco Harris	1993	CB	Rod Woodson
1973	WR	Ron Shanklin	1994	LB	Greg Lloyd
1974	S	Glen Edwards	1995	QB	Neil O'Donnell
1975	CB	Mel Blount	1996	RB	Jerome Bettis
1976	LB	Jack Lambert	1997	RB	Jerome Bettis
1977	QB	Terry Bradshaw	1998	LB	Levon Kirkland
1978	QB	Terry Bradshaw	1999	LB	Levon Kirkland
1979	WR	John Stallworth	2000	RB	Jerome Bettis
1980	SS	Donnie Shell	2001	QB	Kordell Stewart
1981	LB	Jack Lambert	2002	LB	Joey Porter
1982	CB	Dwayne Woodruff		WR	Hines Ward
1983	PK	Gary Anderson	2003	WR	Hines Ward
1984	WR	John Stallworth	2004	LB	James Farrior
1985	WR	Louis Lipps	2005	NT	Casey Hampton
1986	LB	Bryan Hinkle		WR	Hines Ward
1987	LB	Mike Merriweather	2006	RB	Willie Parker
1988	LB	David Little	2007	LB	James Harrison
	CB	Rod Woodson	2008	LB	James Harrison
1989	WR	Louis Lipps	2009	QB	Ben Roethlisberger

Current players in bold.

Steelers Attendance

Steelers Yearly Attendance Figures/Average (Regular Season)

Year	Games	Home Total	Home Avg.	Away Total	Away Avg.	Yearly Total	Yearly Avg.
1933	11*	57,000	11,400	42,500	8,500	99,500	9,500
1934	12	85,834	14,306	63,200	10,533	149,034	12,419
1935	12	87,421	12,489	55,000	11,000	142,421	11,868
1936	12	90,464	18,093	78,747	11,250	169,211	14,101
1937	10	79,629	13,272	68,282	17,071	147,911	14,791
1938	11*	63,999	12,800	91,441	18,288	155,440	15,544
1939	11	37,378	7,476	105,328	17,555	142,706	12,973
1940	11	101,988	20,398	103,683	17,281	205,671	18,697
1941	11	81,129	16,226	134,233	22,372	215,362	19,579
1942	11	86,017	17,203	96,353	16,059	182,369	16,579
1943	10**	129,347	21,558	107,865	26,966	237,212	23,721
1944	10***	69,670	13,934	135,988	27,198	205,658	20,566
1945	10	95,765	19,153	149,887	29,977	245,652	24,565
1946	11	176,827	35,365	158,916	26,486	335,743	30,522
1947	13	243,271	34,753	198,628	33,105	441,899	33,992
1948	12	174,726	29,121	118,892	19,815	293,618	24,468
1949	12	152,767	25,461	123,672	20,612	276,439	23,037
1950	12	158,134	26,356	143,298	23,883	301,432	25,119
1951	12	134,126	22,354	106,925	17,821	241,051	20,088
1952	12	134,669	22,445	187,898	31,316	322,567	26,881
1953	12	157,830	26,305	155,466	25,911	313,296	26,108
1954	12	182,648	30,441	141,070	23,512	323,718	26,977
1955	12	176,496	29,416	201,711	33,619	378,207	31,517
1956	12	170,267	28,378	211,563	35,261	381,830	31,819
1957	12	168,957	28,160	197,898	32,983	366,855	30,571
1958	12	140,592	23,432	209,337	34,890	349,929	29,161
1959	12	159,870	26,645	255,573	42,596	415,443	34,620
1960	12	173,099	28,850	265,469	44,245	438,568	36,547
1961	14	155,903	22,727	287,625	41,089	443,528	31,681
1962	14	174,741	24,963	297,791	42,542	472,532	33,753
1963	14	257,985	36,855	349,492	49,927	607,477	43,391
1964	14	251,990	35,999	355,453	50,779	607,443	43,389
1965	14	228,954	32,708	366,596	52,371	595,550	42,539
1966	14	249,331	35,619	407,761	58,252	657,092	46,935
1967	14	271,522	38,789	420,655	60,094	692,177	49,441
1968	14	234,241	33,463	396,530	56,647	630,771	45,055
1969	14	273,058	39,008	416,758	59,537	689,816	49,273
1970	14	323,387	46,198	400,966	57,281	724,353	51,740
1971	14	323,812	46,259	412,446	58,921	736,258	52,590
1972	14	340,549	48,650	387,406	55,344	727,955	51,997
1973	14	377,351	53,907	332,111	47,444	709,462	50,676
1974	14	325,457	46,494	405,919	57,988	731,376	52,241
1975	14	341,205	48,744	391,700	55,957	732,905	52,350
1976	14	330,620	47,231	416,875	59,554	747,495	53,393
1977	14	337,156	48,165	399,251	57,036	736,407	52,601
1978	16	380,258	47,532	490,878	61,360	871,136	54,446
1979	16	391,931	48,991	492,722	61,590	884,653	55,291
1980	16	424,106	53,013	491,122	61,390	915,228	57,202
1981	16	421,234	52,654	483,184	60,398	904,418	56,509
1982	9	208,890	52,223	286,852	57,370	549,288	54,929
1983	16	462,587	57,823	481,357	60,170	943,944	58,997
1984	16	447,288	55,911	508,396	63,550	955,684	59,728
1985	16	436,069	54,509	481,201	60,150	917,270	57,329
1986	16	414,937	51,867	482,461	60,308	897,398	56,087
1987	15	353,402	50,486	364,454	45,557	717,856	47,857
1988	16	396,044	49,506	466,099	58,262	862,143	53,884
1989	16	383,494	47,937	441,022	55,128	824,516	51,532
1990	16	434,769	54,346	510,899	63,862	945,668	59,104
1991	16	406,935	50,867	526,678	65,835	933,613	58,351
1992	16	427,282	53,410	510,270	63,784	937,552	58,597
1993	16	440,927	55,116	503,509	62,939	944,436	59,027
1994	16	461,272	57,659	494,849	61,606	956,121	59,633
1995	16	455,913	56,989	486,946	60,868	942,859	58,929
1996	16	466,944	58,368	513,289	64,161	980,233	61,264
1997	16	462,532	57,817	519,955	64,994	982,487	61,405
1998	16	464,619	58,077	540,926	67,616	1,005,545	62,847
1999	16	416,618	52,077	555,589	69,448	972,207	60,763
2000	16	440,428	55,053	546,611	68,326	987,039	61,690
2001*	16	499,191	62,399	556,337	69,542	1,055,528	65,971
2002	16	490,274	61,284	533,174	66,647	1,023,448	63,966
2003	16	477,584	59,698	574,929	71,866	1,052,513	65,782
2004	16	507,385	63,423	574,856	71,857	1,082,241	67,640
2005	16	507,434	63,429	541,305	67,663	1,048,739	65,546
2006	16	499,461	62,433	552,626	69,078	1,052,087	65,755
2007	16	496,675	62,084	564,632	70,579	1,061,307	66,332
2008	16	503,125	62,890	573,573	71,866	1,076,698	67,294
2009	16	507,882	63,485	543,504	67,938	1,051,386	65,711

* One game of attendance unavailable ** Games played in Pittsburgh and Philadelphia
 + Inaugural Season at Heinz Field *** Games played in Pittsburgh and Chicago



Steelers Attendance

Attendance at Heinz Field

The Steelers drew 507,882 fans to their eight home games during the 2009 season, averaging 63,458 per home game. That average set a new team single-season record.

Pittsburgh broke the team's single-game attendance record in its Week 7 victory over the Minnesota Vikings in front of 65,597 fans.

The Steelers have sold out 293 straight games at home, dating back to Nov. 5 1972 versus Cincinnati.

Below are the Steelers' all-time home attendance figures since 1970:

All-Time Attendance Figures

REGULAR SEASON

Year	Games	Total Attendance	Avg.
1970	7	318,698	45,528
1971	7	323,812	46,259
1972	7	340,549	48,650
1973	8	377,351	47,169
1974	7	325,457	46,494
1975	7	341,205	48,744
1976	7	330,620	47,231
1977	7	337,156	48,165
1978	8	380,258	47,532
1979	8	391,931	48,991
1980	8	424,106	53,013
1981	8	420,964	52,621
1982*	4	208,890	52,223
1983	8	462,587	57,823
1984	8	447,288	55,911
1985	8	436,069	54,509
1986	8	414,937	51,867
1987**	7	353,402	50,586
1988	8	396,044	49,506
1989	8	383,494	47,937
1990	8	434,769	54,346
1991	8	406,935	50,867
1992	8	427,782	53,410
1993	8	440,927	55,116
1994	8	461,272	57,659
1995	8	455,913	56,989
1996	8	466,944	58,368
1997	8	462,532	57,817
1998	8	464,619	58,077
1999	8	416,618	52,077
2000	8	440,428	55,053
2001***	8	499,191	62,399
2002	8	490,274	61,284
2003	8	477,584	59,698
2004	8	507,385	63,423
2005	8	507,434	63,429
2006	8	499,461	62,433
2007	8	496,675	62,084
2008	8	503,125	62,890
2009	8	507,882+	63,458+

* Played four home games due to players' strike

** Played seven home games due to players' strike

+ Team Record

Breakdown Of 200 Attendance

The Steelers drew 63,458 fans to each home game in 2009, the most in team history. It marked the 16th time in the last 17 seasons that the Steelers have averaged more than 55,000 fans at each home game.

The Steelers continued to be one of the most popular road teams in 2009. Pittsburgh drew 543,504 fans on the road, an average of 67,938 fans per game.

The team road record was set in 2003, when the Steelers drew a total of 574,929 fans, an average of 71,866

2009 Regular-Season Attendance Numbers

Home	Road
Tennessee (65,110)	Chicago (62,231)
San Diego (64,045)	Cincinnati (64,538)
Cleveland (64,398)	Detroit (59,333)
Minnesota (65,597)	Denver (76,716)
Cincinnati (65,392)	Kansas City (70,261)
Oakland (61,820)	Baltimore (71,314)
Green Bay (57,452)	Cleveland (69,009)
Baltimore (64,068)	Miami (70,102)

Top 10 Home Crowds in Steelers History

The Steelers posted two of their top three single-game home attendance marks during the 2009 season.

The Steelers set the single-game home attendance record (65,597) in the Week 7 victory over the Minnesota Vikings.

In Week 10, the Steelers entertained the AFC North Division rivals, the Cincinnati Bengals, in front of 65,392, the third highest single-game attendance mark in team history.

The Steelers overall attendance record at Three Rivers Stadium was 61,545 during the 1994 AFC Championship Game (Jan. 15, 1995) versus the San Diego Chargers. Pittsburgh's top regular-season attendance figure at Three Rivers was 60,808 on Dec. 18, 1994, versus the Cleveland Browns.

Date	Opponent	Attendance
1. Oct. 25, 2009	Minnesota	65,597
2. Jan. 18, 2009	Baltimore*	65,350
3. Nov. 15, 2009	Cincinnati	65,392
4. Jan. 23, 2005	New England*	65,242
5. Sept. 10, 2009	Tennessee	65,110
6. Oct. 26, 2008	N.Y. Giants	64,991
7. Nov. 7, 2004	Philadelphia	64,975
8. Sept. 7, 2006	Miami	64,927
9. Sept. 24, 2006	Cincinnati	64,922
10. Jan. 15, 2005	N.Y. Jets*	64,915

Bold indicates 2009 season * Playoff Game

77 Years with the Steelers

2009 Mike Tomlin (Head Coach)

W-9, L-7	Steelers	Opp.
9/10 Tennessee [OT]	13	10 [W]
9/20 at Chicago	14	17 [L]
9/27 at Cincinnati	20	23 [L]
10/4 San Diego	38	28 [W]
10/11 at Detroit	28	20 [W]
10/18 Cleveland	27	14 [W]
10/25 Minnesota	27	17 [W]
11/9 at Denver	28	10 [W]
11/15 Cincinnati	12	18 [L]
11/22 at Kansas City [OT]	24	27 [L]
11/29 at Baltimore [OT]	17	20 [L]
12/6 Oakland	24	27 [L]
12/10 at Cleveland	6	13 [L]
12/20 Green Bay	37	36 [W]
12/27 Baltimore	23	20 [W]
1/3 at Miami	30	24 [W]

2008 Mike Tomlin (Head Coach)

W-12, L-4	Steelers	Opp.
9/7 Houston	38	17 [W]
9/14 at Cleveland	10	6 [W]
9/21 at Philadelphia	6	15 [L]
9/29 Baltimore	23	20 [W]
10/5 at Jacksonville	26	21 [W]
10/12 Idle		
10/19 at Cincinnati	38	10 [W]
10/26 New York Giants	14	21 [L]
11/3 at Washington	23	6 [W]
11/9 Indianapolis	20	24 [L]
11/16 San Diego	11	10 [W]
11/20 Cincinnati	27	10 [W]
11/30 at New England	33	10 [W]
12/7 Dallas	20	13 [W]
12/14 at Baltimore	13	9 [W]
12/21 at Tennessee	14	31 [L]
12/28 Cleveland	31	0 [W]

(H 6-2, A 6-2) **347 223****AFC Playoff Game (Divisional)**

1/11 San Diego	35	24 [W]
----------------	----	--------

AFC Championship Game

1/18 Baltimore	23	14 [W]
----------------	----	--------

Super Bowl XLIII (Tampa Bay)

2/1 Arizona	27	23 [W]
-------------	----	--------

2007 Mike Tomlin (Head Coach)

W-10, L-6	Steelers	Opp.
9/9 at Cleveland	34	7 [W]
9/16 Buffalo	26	3 [W]
9/23 San Francisco	37	16 [W]
9/30 at Arizona	14	21 [L]
10/7 Seattle	21	0 [W]
10/14 Idle		
10/21 at Denver	28	31 [L]
10/28 at Cincinnati	24	13 [W]
11/5 Baltimore	38	7 [W]
11/11 Cleveland	31	28 [W]
11/18 at New York Jets [OT]	16	19 [L]
11/26 Miami	3	0 [W]
12/2 Cincinnati	24	10 [W]
12/9 at New England	13	34 [L]
12/16 Jacksonville	22	29 [L]
12/20 at St. Louis	41	24 [W]
12/30 at Baltimore	21	27 [L]

(H 7-1, A 3-5) **393 269****AFC Playoff Game (Wild Card)**

1/5 Jacksonville	29	31 [L]
------------------	----	--------

2006 Bill Cowher (Head Coach)

W-8, L-8	Steelers	Opp.
9/7 Miami	28	17 [W]
9/18 at Jacksonville	0	9 [L]
9/24 Cincinnati	20	28 [L]
10/1 Idle		
10/8 at San Diego	13	23 [L]
10/15 Kansas City	45	7 [W]
10/22 at Atlanta [OT]	38	41 [L]
10/29 at Oakland	13	20 [L]
11/5 Denver	20	31 [L]
11/12 New Orleans	38	31 [W]
11/19 at Cleveland	24	20 [W]
11/26 at Baltimore	0	27 [L]
12/3 Tampa Bay	20	3 [W]
12/7 Cleveland	27	7 [W]
12/17 at Carolina	37	3 [W]
12/24 Baltimore	7	31 [L]
12/31 at Cincinnati [OT]	23	17 [W]

(H 5-3, A 3-5) **353 315****2005 Bill Cowher (Head Coach)**

W-11, L-5	Steelers	Opp.
9/11 Tennessee	34	7 [W]
9/18 at Houston	27	7 [W]
9/25 New England	20	23 [L]
10/2 Idle		
10/10 at San Diego	24	22 [W]
10/16 Jacksonville	17	23 [L]
10/23 at Cincinnati	27	13 [W]
10/31 Baltimore	20	19 [W]
11/6 at Green Bay	20	10 [W]
11/13 Cleveland	34	21 [W]
11/20 at Baltimore	13	16 [L]
11/28 at Indianapolis	7	26 [L]
12/4 Cincinnati	31	38 [L]
12/11 Chicago	21	9 [W]
12/18 at Minnesota	18	3 [W]
12/24 at Cleveland	41	0 [W]
1/1 Detroit	35	21 [W]

(H 5-3, A 6-2) **389 258****AFC Playoff Game (Wild Card)**

1/8 at Cincinnati	31	17 [W]
-------------------	----	--------

AFC Playoff Game (Divisional)

1/15 at Indianapolis	21	18 [W]
----------------------	----	--------

AFC Championship Game

1/22 at Denver	34	17 [W]
----------------	----	--------

Super Bowl XL [Detroit]

2/5 Seattle	21	10 [W]
-------------	----	--------

2004 Bill Cowher (Head Coach)

W-15, L-1	Steelers	Opp.
9/12 Oakland	24	21 [W]
9/19 at Baltimore	13	30 [L]
9/26 at Miami	13	3 [W]
10/3 Cincinnati	28	17 [W]
10/10 Cleveland	34	23 [W]
10/17 at Dallas	24	20 [W]
10/24 Idle		
10/31 New England	34	20 [W]
11/7 Philadelphia	27	3 [W]
11/14 at Cleveland	24	10 [W]
11/21 at Cincinnati	19	14 [W]
11/28 Washington	16	7 [W]
12/5 at Jacksonville	17	16 [W]
12/12 New York Jets	17	6 [W]
12/18 at New York Giants	33	30 [W]
12/26 Baltimore	20	7 [W]

1/2 at Buffalo 29 24 [W]
(H 8-0, A 7-1) **372 251****AFC Playoff Game (Divisional)**

1/15 New York Jets [OT]	20	17 [W]
-------------------------	----	--------

AFC Championship Game

1/23 New England	27	41 [L]
------------------	----	--------

2003 Bill Cowher (Head Coach)

W-6, L-10	Steelers	Opp.
9/7 Baltimore	34	15 [W]
9/14 at Kansas City	20	41 [L]
9/21 at Cincinnati	17	10 [W]
9/28 Tennessee	13	30 [L]
10/5 Cleveland	13	33 [L]
10/12 at Denver	14	17 [L]
10/19 Idle		
10/26 St. Louis***	21	33 [L]
11/2 at Seattle	16	23 [L]
11/9 Arizona	28	15 [W]
11/17 at San Francisco	14	30 [L]
11/23 at Cleveland	13	6 [W]
11/30 Cincinnati	20	24 [L]
12/7 Oakland	27	7 [W]
12/14 at New York Jets	0	6 [L]
12/21 San Diego	40	24 [W]
12/28 at Baltimore [OT]	10	13 [L]

(H 4-4, A 2-6) **300 327**

***1,000th game in Steelers history

2002 Bill Cowher (Head Coach)

W-10, L-5, T-1	Steelers	Opp.
9/9 at New England	14	30 [L]
9/15 Oakland	17	30 [L]
9/22 Idle		
9/29 Cleveland [OT]**	16	13 [W]
10/6 at New Orleans	29	32 [L]
10/13 at Cincinnati	34	7 [W]
10/21 Indianapolis	28	10 [W]
10/27 at Baltimore	31	18 [W]
11/3 at Cleveland	23	20 [W]
11/10 Atlanta [OT]	34	34 [T]
11/17 at Tennessee	23	31 [L]
11/24 Cincinnati	29	21 [W]
12/1 at Jacksonville	25	23 [W]
12/8 Houston	6	24 [L]
12/15 Carolina	30	14 [W]
12/23 at Tampa Bay	17	7 [W]
12/29 Baltimore	34	31 [W]

(H 5-2-1, A 5-3) **390 345****AFC Playoff Game (Wild Card)**

1/5 Cleveland	36	33 [W]
---------------	----	--------

AFC Playoff Game (Divisional)

1/11 at Tennessee [OT]	31	34 [L]
------------------------	----	--------

**Cowher's 100th win

2001 Bill Cowher (Head Coach)

W-13, L-3	Steelers	Opp.
9/9 at Jacksonville	3	21 [L]
9/23 Idle		
9/30 at Buffalo	20	3 [W]
10/7 Cincinnati	16	7 [W]
10/14 at Kansas City	20	17 [W]
10/21 at Tampa Bay	17	10 [W]
10/29 Tennessee	34	7 [W]
11/4 Baltimore	10	13 [L]
11/11 at Cleveland [OT]	15	12 [W]
11/18 Jacksonville	20	7 [W]
11/25 at Tennessee	34	24 [W]
12/2 Minnesota	21	16 [W]



77 Years with the Steelers

12/9	New York Jets	18	7	[W]
12/16	at Baltimore	26	21	[W]
12/23	Detroit	47	14	[W]
12/30	at Cincinnati [OT]	23	26	[L]
1/6	Cleveland+	28	7	[W]

[H 7-1, A 6-2] 352 212

AFC Playoff Game (Divisional)

1/20	Baltimore	27	10	[W]
------	-----------	----	----	-----

AFC Championship Game

1/27	New England	17	24	[L]
------	-------------	----	----	-----

+ Originally Scheduled 9/16

2000 Bill Cowher (Head Coach)

W-9, L-7		Steelers	Opp.	
9/3	Baltimore	0	16	[L]
9/10	Idle			
9/17	at Cleveland	20	23	[L]
9/24	Tennessee	20	23	[L]
10/1	at Jacksonville	24	13	[W]
10/8	at New York Jets	20	3	[W]
10/15	Cincinnati	15	0	[W]
10/22	Cleveland	22	0	[W]
10/29	at Baltimore	9	6	[W]
11/5	at Tennessee	7	9	[L]
11/12	Philadelphia [OT]	23	26	[L]
11/19	Jacksonville	24	34	[L]
11/26	at Cincinnati	48	28	[W]
12/3	Oakland	21	20	[W]
12/10	at New York Giants	10	30	[L]
12/16	Washington	24	3	[W]
12/24	at San Diego	34	21	[W]
[H 4-4, A 5-3]		321	255	

1999 Bill Cowher (Head Coach)

W-6, L-10		Steelers	Opp.	
9/12	at Cleveland	43	0	[W]
9/19	at Baltimore	23	20	[W]
9/26	Seattle	10	29	[L]
10/3	Jacksonville	3	17	[L]
10/10	at Buffalo	21	24	[L]
10/17	at Cincinnati	17	3	[W]
10/25	Atlanta	13	9	[W]
10/31	Idle			
11/7	at San Francisco	27	6	[W]
11/14	Cleveland	15	16	[L]
11/21	at Tennessee	10	16	[L]
11/28	Cincinnati	20	27	[L]
12/2	at Jacksonville	6	20	[L]
12/12	Baltimore	24	31	[L]
12/18	at Kansas City	19	35	[L]
12/26	Carolina	30	20	[W]
1/2	Tennessee	27	36	[L]
[H 2-6, A 4-4]		317	320	

1998 Bill Cowher (Head Coach)

W-7, L-9		Steelers	Opp.	
9/6	at Baltimore	20	13	[W]
9/13	Chicago	17	12	[W]
9/20	at Miami	0	21	[L]
9/27	Seattle	13	10	[W]
10/4	Idle			
10/11	at Cincinnati	20	25	[L]
10/18	Baltimore	16	6	[W]
10/26	at Kansas City	20	13	[W]
11/1	Tennessee	31	41	[L]
11/9	Green Bay	27	20	[W]
11/15	at Tennessee	14	23	[L]
11/22	Jacksonville	30	15	[W]

11/26	at Detroit [OT]	16	19	[L]
12/6	New England	9	23	[L]
12/13	at Tampa Bay	3	16	[L]
12/20	Cincinnati	24	25	[L]
12/28	at Jacksonville	3	21	[L]
[H 5-3, A 2-6]		263	303	

1997 Bill Cowher (Head Coach)

W-11, L-5		Steelers	Opp.	
8/31	Dallas	7	37	[L]
9/7	Washington	14	13	[W]
9/14	AFC Central idle			
9/22	at Jacksonville	21	30	[L]
9/28	Tennessee	37	24	[W]
10/5	at Baltimore	42	34	[W]
10/12	Indianapolis	24	22	[W]
10/19	at Cincinnati	26	10	[W]
10/26	Jacksonville [OT]	23	17	[W]
11/3	at Kansas City	10	13	[L]
11/9	Baltimore	37	0	[W]
11/16	Cincinnati	20	3	[W]
11/23	at Philadelphia	20	23	[L]
11/30	at Arizona [OT]	26	20	[W]
12/7	Denver	35	24	[W]
12/13	at New England [OT]	24	21	[W]
12/21	at Tennessee	6	16	[L]
[H 7-1, A 4-4]		372	307	

AFC Playoff Game (Divisional)

1/3	New England	7	6	[W]
-----	-------------	---	---	-----

AFC Championship Game

1/11	Denver	21	24	[L]
------	--------	----	----	-----

1996 Bill Cowher (Head Coach)

W-10, L-6		Steelers	Opp.	
9/1	at Jacksonville	9	24	[L]
9/8	Baltimore	31	17	[W]
9/16	Buffalo	24	6	[W]
9/22	AFC Central idle			
9/29	Houston	30	16	[W]
10/7	at Kansas City	17	7	[W]
10/13	Cincinnati	20	10	[W]
10/20	at Houston	13	23	[L]
10/27	at Atlanta	20	17	[W]
11/3	St. Louis	42	6	[W]
11/10	at Cincinnati	24	34	[L]
11/17	Jacksonville	28	3	[W]
11/25	at Miami	24	17	[W]
12/1	at Baltimore	17	31	[L]
12/8	San Diego	16	3	[W]
12/15	San Francisco	15	25	[L]
12/22	at Carolina	14	18	[L]
[H 7-1, A 3-5]		344	257	

AFC Playoff Game (Wild Card)

12/29	Indianapolis	42	14	[W]
-------	--------------	----	----	-----

AFC Playoff Game (Divisional)

1/5	at New England	3	28	[L]
-----	----------------	---	----	-----

1995 Bill Cowher (Head Coach)

W-11, L-5		Steelers	Opp.	
9/3	Detroit	23	20	[W]
9/10	at Houston	34	17	[W]
9/18	at Miami	10	23	[L]
9/24	Minnesota	24	44	[L]
10/1	San Diego	31	16	[W]
10/8	at Jacksonville	16	20	[L]
10/15	AFC Central idle			
10/19	Cincinnati	9	27	[L]
10/29	Jacksonville	24	7	[W]

11/5	at Chicago [OT]	37	34	[W]
11/13	Cleveland	20	3	[W]
11/19	at Cincinnati	49	31	[W]
11/26	at Cleveland	20	17	[W]
12/3	Houston	21	7	[W]
12/10	at Oakland	29	10	[W]
12/16	New England	41	27	[W]
12/24	at Green Bay	19	24	[L]
[H 6-2, A 5-3]		407	327	

AFC Playoff Game (Divisional)

1/6	Buffalo	40	21	[W]
-----	---------	----	----	-----

AFC Championship Game

1/14	Indianapolis	20	16	[W]
------	--------------	----	----	-----

Super Bowl XXX (Phoenix, Az.)

1/28	Dallas	17	27	[L]
------	--------	----	----	-----

1994 Bill Cowher (Head Coach)

W-12, L-4		Steelers	Opp.	
9/4	Dallas	9	26	[L]
9/11	at Cleveland	17	10	[W]
9/18	Indianapolis	31	21	[W]
9/25	at Seattle	13	30	[L]
10/3	Houston	30	14	[W]
10/4	AFC Central idle			
10/16	Cincinnati	14	10	[W]
10/23	at New York Giants	10	6	[W]
10/30	at Arizona [OT]	17	20	[L]
11/6	at Houston [OT]	12	9	[W]
11/14	Buffalo	23	10	[W]
11/20	Miami [OT]	16	13	[W]
11/27	at Los Angeles Raiders	21	3	[W]
12/4	at Cincinnati	38	15	[W]
12/11	Philadelphia	14	3	[W]
12/18	Cleveland	17	7	[W]
12/24	at San Diego	34	37	[L]
[H 7-1, A 5-3]		316	234	

AFC Playoff Game (Divisional)

1/7	Cleveland	29	9	[W]
-----	-----------	----	---	-----

AFC Championship Game

1/15	San Diego	13	17	[L]
------	-----------	----	----	-----

1993 Bill Cowher (Head Coach)

W-9, L-7		Steelers	Opp.	
9/5	San Francisco	13	24	[L]
9/12	at Los Angeles Rams	0	27	[L]
9/19	Cincinnati	34	7	[W]
9/27	at Atlanta	45	17	[W]
10/3	AFC Central idle			
10/10	San Diego	16	3	[W]
10/17	New Orleans	37	14	[W]
10/24	at Cleveland	23	28	[L]
10/31	AFC Central idle			
11/7	at Cincinnati	24	16	[W]
11/15	Buffalo	23	0	[W]
11/21	at Denver	13	37	[L]
11/28	at Houston	3	23	[L]
12/5	New England	17	14	[W]
12/13	at Miami	21	20	[W]
12/19	Houston	17	26	[L]
12/26	at Seattle	6	16	[L]
1/2	Cleveland	16	9	[W]
[H 6-2, A 3-5]		308	281	

AFC Playoff Game (Wild Card)

1/8	at Kansas City [OT]	24	27	[L]
-----	---------------------	----	----	-----

77 Years with the Steelers

1992 Bill Cowher (Head Coach)

W-11, L-5	Steelers	Opp.
9/6 at Houston	29	24 [W]
9/13 New York Jets	27	10 [W]
9/20 at San Diego	23	6 [W]
9/27 at Green Bay	3	17 [L]
10/4 AFC Central idle		
10/11 at Cleveland	9	17 [L]
10/19 Cincinnati	20	0 [W]
10/25 at Kansas City	27	3 [W]
11/1 Houston	21	20 [W]
11/8 at Buffalo	20	28 [L]
11/15 Detroit	17	14 [W]
11/22 Indianapolis	30	14 [W]
11/29 at Cincinnati	21	9 [W]
12/6 Seattle	20	14 [W]
12/13 at Chicago	6	30 [L]
12/20 Minnesota	3	6 [L]
12/27 Cleveland	23	13 [W]
[H 7-1, A 4-4]	299	225

AFC Playoff Game (Divisional)

1/9 Buffalo	3	24 [L]
-------------	---	--------

1991 Chuck Noll (Head Coach)

W-7, L-9	Steelers	Opp.
9/1 San Diego	26	20 [W]
9/8 at Buffalo	34	52 [L]
9/15 New England	20	6 [W]
9/22 at Philadelphia	14	23 [L]
9/29 AFC Central idle		
10/6 at Indianapolis	21	3 [W]
10/14 New York Giants	20	23 [L]
10/20 Seattle	7	27 [L]
10/27 at Cleveland	14	17 [L]
11/3 at Denver	13	20 [L]
11/10 at Cincinnati [OT]	33	27 [W]
11/17 Washington	14	41 [L]
11/24 Houston	26	14 [W]
11/28 at Dallas	10	20 [L]
12/8 at Houston	6	31 [L]
12/15 Cincinnati	17	10 [W]
12/22 Cleveland	17	10 [W]
[H 5-3, A 2-6]	292	344

1990 Chuck Noll (Head Coach)

W-9, L-7	Steelers	Opp.
9/9 at Cleveland	3	13 [L]
9/16 Houston	20	9 [W]
9/23 at Los Angeles Raiders	3	20 [L]
9/30 Miami	6	28 [L]
10/7 San Diego	36	14 [W]
10/14 at Denver	34	17 [W]
10/21 at San Francisco	7	27 [L]
10/29 Los Angeles Rams	41	10 [W]
11/4 Atlanta	21	9 [W]
11/11 AFC Central idle		
11/18 at Cincinnati	3	27 [L]
11/25 at New York Jets	24	7 [W]
12/2 Cincinnati	12	16 [L]
12/9 New England***	24	3 [W]
12/16 at New Orleans	9	6 [W]
12/23 Cleveland	35	0 [W]
12/30 at Houston	14	34 [L]
[H 6-2, A 3-5]	292	240

***Noll's 200th win

1989 Chuck Noll (Head Coach)

W-9, L-7	Steelers	Opp.
9/10 Cleveland	0	51 [L]
9/17 at Cincinnati	10	41 [L]
9/24 Minnesota	27	14 [W]
10/1 at Detroit	23	3 [W]
10/8 Cincinnati	16	26 [L]
10/15 at Cleveland	17	7 [W]
10/22 at Houston	0	27 [L]
10/29 Kansas City	23	17 [W]
11/5 at Denver	7	34 [L]
11/12 Chicago	0	20 [L]
11/19 San Diego	20	17 [W]
11/26 at Miami	34	14 [W]
12/3 Houston	16	23 [L]
12/10 at New York Jets	13	0 [W]
12/17 New England	28	10 [W]
12/24 at Tampa Bay	31	22 [W]
[H 4-4, A 5-3]	265	326

AFC Playoff Game (Wild Card)

12/31 at Houston [OT]	26	23 [W]
-----------------------	----	--------

AFC Playoff Game (Divisional)

1/7 at Denver	23	24 [L]
---------------	----	--------

1988 Chuck Noll (Head Coach)

W-5, L-11	Steelers	Opp.
9/4 Dallas	24	21 [W]
9/11 at Washington	29	30 [L]
9/18 Cincinnati	12	17 [L]
9/25 at Buffalo	28	36 [L]
10/2 Cleveland	9	23 [L]
10/9 at Phoenix	14	31 [L]
10/16 Houston	14	34 [L]
10/23 Denver	39	21 [W]
10/30 at New York Jets	20	24 [L]
11/6 at Cincinnati	7	42 [L]
11/13 Philadelphia	26	27 [L]
11/20 at Cleveland	7	27 [L]
11/27 Kansas City	16	10 [W]
12/4 at Houston	37	34 [W]
12/11 at San Diego	14	20 [L]
12/18 Miami	40	24 [W]
[H 4-4, A 1-7]	336	421

1987 Chuck Noll (Head Coach)

W-8, L-7	Steelers	Opp.
9/13 San Francisco	30	17 [W]
9/20 at Cleveland	10	34 [L]
9/27 New York Jets (Cancelled) - Strike		
10/4 at Atlanta	28	12 [W]
10/11 at Los Angeles Rams	21	31 [L]
10/18 Indianapolis	21	7 [W]
10/25 Cincinnati	23	20 [W]
11/1 at Miami	24	35 [L]
11/8 at Kansas City	17	16 [W]
11/15 Houston	3	23 [L]
11/22 at Cincinnati	30	16 [W]
11/29 New Orleans	16	20 [L]
12/6 Seattle	13	9 [W]
12/13 at San Diego	20	16 [W]
12/20 at Houston	16	24 [L]
12/26 Cleveland	13	19 [L]
[H 4-3, A 4-4]	285	299

1986 Chuck Noll (Head Coach)

W-6, L-10	Steelers	Opp.
9/7 at Seattle	0	30 [L]
9/15 Denver	10	21 [L]
9/21 at Minnesota	7	31 [L]
9/28 at Houston [OT]	22	16 [W]
10/5 Cleveland	24	27 [L]
10/13 at Cincinnati	22	24 [L]
10/19 New England	0	34 [L]
10/26 Cincinnati	30	9 [W]
11/2 Green Bay	27	3 [W]
11/9 at Buffalo	12	16 [L]
11/16 Houston	21	10 [W]
11/23 at Cleveland [OT]	31	37 [L]
11/30 at Chicago [OT]	10	13 [L]
12/7 Detroit	27	17 [W]
12/13 at New York Jets	45	24 [W]
12/21 Kansas City	19	24 [L]
[H 4-4, A 2-6]	307	336

1985 Chuck Noll (Head Coach)

W-7, L-9	Steelers	Opp.
9/8 Indianapolis	45	3 [W]
9/16 at Cleveland	7	17 [L]
9/22 Houston	20	0 [W]
9/30 Cincinnati	24	37 [L]
10/6 at Miami	20	24 [L]
10/13 at Dallas	13	27 [L]
10/20 St. Louis	23	10 [W]
10/27 at Cincinnati	21	26 [L]
11/3 Cleveland	10	9 [W]
11/10 at Kansas City	36	28 [W]
11/17 at Houston	30	7 [W]
11/24 Washington	23	30 [L]
12/1 Denver	23	31 [L]
12/8 at San Diego	44	54 [L]
12/15 Buffalo	30	24 [W]
12/21 at New York Giants	10	28 [L]
[H 5-3, A 2-6]	379	355

1984 Chuck Noll (Head Coach)

W-9, L-7	Steelers	Opp.
9/2 Kansas City	27	37 [L]
9/6 at New York Jets	23	17 [W]
9/16 Los Angeles Rams	24	14 [W]
9/23 at Cleveland	10	20 [L]
10/1 Cincinnati**	38	17 [W]
10/7 Miami	7	31 [L]
10/14 at San Francisco	20	17 [W]
10/21 at Indianapolis	16	17 [L]
10/28 Atlanta	35	10 [W]
11/4 Houston	35	7 [W]
11/11 at Cincinnati	20	22 [L]
11/19 at New Orleans	24	27 [L]
11/25 San Diego	52	24 [W]
12/2 at Houston [OT]	20	23 [L]
12/9 Cleveland	23	20 [W]
12/16 at Los Angeles Raiders	13	7 [W]
[H 6-2, A 3-5]	387	310

**Noll's 150th win

AFC Playoff Game (Divisional)

12/30 at Denver	24	17 [W]
-----------------	----	--------

AFC Championship Game

1/6 at Miami	28	45 [L]
--------------	----	--------



77 Years with the Steelers

1983 Chuck Noll (Head Coach)

W-9, L-6	Steelers	Opp.
9/4 Denver	10	14 [L]
9/11 at Green Bay	25	21 [W]
9/18 at Houston	40	28 [W]
9/25 New England	23	28 [L]
10/2 Houston	17	10 [W]
10/10 at Cincinnati	24	14 [W]
10/16 Cleveland	44	17 [W]
10/23 at Seattle	27	21 [W]
10/30 Tampa Bay	17	12 [W]
11/6 San Diego	26	3 [W]
11/13 at Baltimore	24	13 [W]
11/20 Minnesota	14	17 [L]
11/24 at Detroit	3	45 [L]
12/4 Cincinnati	10	23 [L]
12/10 at New York Jets	34	7 [W]
12/18 at Cleveland	17	30 [L]
[H 4-4, A 6-2]	355	303

AFC Playoff Game (Divisional)

1/1 at L.A. Raiders	10	38 [L]
---------------------	----	--------

1982 Chuck Noll (Head Coach)

W-6, L-3	Steelers	Opp.
9/13 at Dallas	36	28 [W]
9/19 Cincinnati (OT)	26	20 [W]
9/26 New York Giants (Cancelled) - Strike		
10/3 at Denver (Cancelled) - Strike		
10/11 Philadelphia (Cancelled) - Strike		
10/17 at Washington (Cancelled) - Strike		
10/24 Cleveland (Postponed) - Strike		
10/31 at Cincinnati (Cancelled) - Strike		
11/7 Houston (Cancelled) - Strike		
11/14 New York Jets (Cancelled) - Strike		
11/21 at Houston	24	10 [W]
11/28 at Seattle	0	16 [L]
12/5 Kansas City	35	14 [W]
12/12 at Buffalo	0	13 [L]
12/19 at Cleveland	9	10 [L]
12/26 New England	37	14 [W]
1/2 Cleveland	37	21 [W]
[H 4-0, A 2-3]	204	146

AFC Tournament

1/9 San Diego	28	31 [L]
---------------	----	--------

1981 Chuck Noll (Head Coach)

W-8, L-8	Steelers	Opp.
9/6 Kansas City	33	37 [L]
9/10 at Miami	10	30 [L]
9/20 New York Jets	38	10 [W]
9/27 New England (OT)	27	21 [W]
10/4 at New Orleans	20	6 [W]
10/11 Cleveland	13	7 [W]
10/18 at Cincinnati	7	34 [L]
10/26 Houston	26	13 [W]
11/1 San Francisco	14	17 [L]
11/8 at Seattle	21	24 [L]
11/15 at Atlanta	34	20 [W]
11/22 at Cleveland	32	10 [W]
11/29 Los Angeles	24	0 [W]
12/7 at Oakland	27	30 [L]
12/13 Cincinnati	10	17 [L]
12/20 at Houston	20	21 [L]
[H 5-3, A 3-5]	356	297

1980 Chuck Noll (Head Coach)

W-9, L-7	Steelers	Opp.
9/7 Houston	31	17 [W]
9/14 at Baltimore	20	17 [W]
9/21 at Cincinnati	28	30 [L]
9/28 Chicago	38	3 [W]
10/5 at Minnesota	23	17 [W]
10/12 Cincinnati	16	17 [L]
10/20 Oakland	34	45 [L]
10/26 at Cleveland	26	27 [L]
11/2 Green Bay	22	20 [W]
11/9 at Tampa Bay	24	21 [W]
11/16 Cleveland	16	13 [W]
11/23 at Buffalo	13	28 [L]
11/30 Miami	23	10 [W]
12/4 at Houston	0	6 [L]
12/14 Kansas City	21	16 [W]
12/22 at San Diego	17	26 [L]
[H 6-2, A 3-5]	352	313

1979 Chuck Noll (Head Coach)

W-12, L-4	Steelers	Opp.
9/3 at New England (OT)*	16	13 [W]
9/9 Houston	38	7 [W]
9/16 at St. Louis	24	21 [W]
9/23 Baltimore	17	13 [W]
9/30 at Philadelphia	14	17 [L]
10/7 at Cleveland	51	35 [W]
10/14 at Cincinnati	10	34 [L]
10/22 Denver	42	7 [W]
10/28 Dallas	14	3 [W]
11/4 Washington	38	7 [W]
11/11 at Kansas City	30	3 [W]
11/18 at San Diego	7	35 [L]
11/25 Cleveland (OT)	33	30 [W]
12/2 Cincinnati	37	17 [W]
12/10 at Houston	17	20 [L]
12/16 Buffalo	28	0 [W]
[H 8-0, A 4-4]	416	262

*Noll's 100th win

AFC Playoff Game (Divisional)

12/30 Miami	34	14 [W]
-------------	----	--------

AFC Championship Game

1/6 Houston	27	13 [W]
-------------	----	--------

Super Bowl XIV (Pasadena, Calif.)

1/20 Los Angeles	31	19 [W]
------------------	----	--------

1978 Chuck Noll (Head Coach)

W-14, L-2	Steelers	Opp.
9/3 at Buffalo	28	17 [W]
9/10 Seattle	21	10 [W]
9/17 at Cincinnati	28	3 [W]
9/24 Cleveland (OT)	15	9 [W]
10/1 at New York Jets	28	17 [W]
10/8 Atlanta	31	7 [W]
10/15 at Cleveland	34	14 [W]
10/23 Houston	17	24 [L]
10/29 Kansas City	27	24 [W]
11/5 New Orleans	20	14 [W]
11/12 at Los Angeles	7	10 [L]
11/19 Cincinnati	7	6 [W]
11/27 at San Francisco	24	7 [W]
12/3 at Houston	13	3 [W]

12/9 Baltimore	35	13 [W]
12/16 at Denver	21	17 [W]
[H 7-1, A 7-1]	356	195

AFC Playoff Game (Divisional)

12/30 Denver	33	10 [W]
--------------	----	--------

AFC Championship Game

1/7 Houston	34	5 [W]
-------------	----	-------

Super Bowl XIII (Miami, Fla.)

1/21 Dallas	35	31 [W]
-------------	----	--------

1977 Chuck Noll (Head Coach)

W-9, L-5	Steelers	Opp.
9/19 San Francisco	27	0 [W]
9/25 Oakland	7	16 [L]
10/2 at Cleveland	28	14 [W]
10/9 at Houston	10	27 [L]
10/17 Cincinnati	20	14 [W]
10/23 Houston	27	10 [W]
10/30 at Baltimore	21	31 [L]
11/6 at Denver	7	21 [L]
11/13 Cleveland	35	31 [W]
11/20 Dallas	28	13 [W]
11/27 at New York Jets	23	20 [W]
12/4 Seattle	30	20 [W]
12/10 at Cincinnati	10	17 [L]
12/18 at San Diego	10	9 [W]
[H 6-1, A 3-4]	283	243

AFC Playoff Game (Divisional)

12/24 at Denver	21	34 [L]
-----------------	----	--------

1976 Chuck Noll (Head Coach)

W-10, L-4	Steelers	Opp.
9/12 at Oakland	28	31 [L]
9/19 Cleveland	31	14 [W]
9/26 New England	27	30 [L]
10/4 at Minnesota	6	17 [L]
10/10 at Cleveland	16	18 [L]
10/17 Cincinnati	23	6 [W]
10/24 at New York Giants	27	0 [W]
10/31 San Diego	23	0 [W]
11/7 at Kansas City	45	0 [W]
11/14 Miami	14	3 [W]
11/21 Houston	32	16 [W]
11/28 at Cincinnati	7	3 [W]
12/5 Tampa Bay	42	0 [W]
12/11 at Houston	21	0 [W]
[H 6-1, A 4-3]	342	138

AFC Playoff Game (Divisional)

12/19 at Baltimore	40	14 [W]
--------------------	----	--------

AFC Championship Game

12/26 at Oakland	7	24 [L]
------------------	---	--------

77 Years with the Steelers

1975 Chuck Noll (Head Coach)

W-12, L-2	Steelers	Opp.
9/21 at San Diego	37	0 [W]
9/28 Buffalo	21	30 [L]
10/5 at Cleveland	42	6 [W]
10/12 Denver	20	9 [W]
10/19 Chicago	34	3 [W]
10/26 at Green Bay	16	13 [W]
11/2 at Cincinnati	30	24 [W]
11/9 Houston	24	17 [W]
11/16 Kansas City	28	3 [W]
11/24 at Houston	32	9 [W]
11/30 at New York Jets	20	7 [W]
12/7 Cleveland	31	17 [W]
12/13 Cincinnati	35	14 [W]
12/20 at Los Angeles	3	10 [L]

(H 6-1, A 6-1) **373 162****AFC Playoff Game (Divisional)**

12/27 Baltimore	28	10 [W]
-----------------	----	--------

AFC Championship Game

1/4 Oakland	16	10 [W]
-------------	----	--------

Super Bowl X (Miami, Fla.)

1/18 Dallas	21	17 [W]
-------------	----	--------

1974 Chuck Noll (Head Coach)

W-10, L-3, T-1	Steelers	Opp.
9/15 Baltimore	30	0 [W]
9/22 at Denver [OT]	35	35 [T]
9/29 Oakland	0	17 [L]
10/6 at Houston	13	7 [W]
10/13 at Kansas City	34	24 [W]
10/20 Cleveland	20	16 [W]
10/28 Atlanta	24	17 [W]
11/3 Philadelphia	27	0 [W]
11/10 at Cincinnati	10	17 [L]
11/17 at Cleveland	26	16 [W]
11/25 at New Orleans	28	7 [W]
12/1 Houston	10	13 [L]
12/8 at New England	21	17 [W]
12/14 Cincinnati	27	3 [W]

(H 5-2, A 5-1-1) **305 189****AFC Playoff Game (Divisional)**

12/22 Buffalo	32	14 [W]
---------------	----	--------

AFC Championship Game

12/29 at Oakland	24	13 [W]
------------------	----	--------

Super Bowl IX (New Orleans, La.)

1/12 Minnesota	16	6 [W]
----------------	----	-------

1973 Chuck Noll (Head Coach)

W-10, L-4	Steelers	Opp.
9/16 Detroit	24	10 [W]
9/23 Cleveland	33	6 [W]
9/30 at Houston	36	7 [W]
10/7 San Diego	38	21 [W]
10/14 at Cincinnati	7	19 [L]
10/21 New York Jets	26	14 [W]
10/28 Cincinnati	20	13 [W]
11/5 Washington	21	16 [W]
11/11 at Oakland	17	9 [W]
11/18 Denver	13	23 [L]
11/25 at Cleveland	16	21 [L]
12/3 at Miami	26	30 [L]

12/9 Houston	33	7 [W]
12/15 at San Francisco	37	14 [W]

(H 7-1, A 3-3) **347 210****AFC Playoff Game (Divisional)**

12/22 at Oakland	14	33 [L]
------------------	----	--------

1972 Chuck Noll (Head Coach)

W-11, L-3	Steelers	Opp.
9/17 Oakland	34	28 [W]
9/24 at Cincinnati	10	15 [L]
10/1 at St. Louis	25	19 [W]
10/8 at Dallas	13	17 [L]
10/15 Houston	24	7 [W]
10/22 New England	33	3 [W]
10/29 at Buffalo	38	21 [W]
11/5 Cincinnati	40	17 [W]
11/12 Kansas City	16	7 [W]
11/19 at Cleveland	24	26 [L]
11/26 Minnesota	23	10 [W]
12/3 Cleveland	30	0 [W]
12/10 at Houston	9	3 [W]
12/17 at San Diego	24	2 [W]

(H 7-0, A 4-3) **343 175****AFC Playoff Game (Divisional)**

12/23 Oakland	13	7 [W]
---------------	----	-------

AFC Championship Game

12/31 Miami	17	21 [L]
-------------	----	--------

1971 Chuck Noll (Head Coach)

W-6, L-8	Steelers	Opp.
9/19 at Chicago	15	17 [L]
9/26 Cincinnati	21	10 [W]
10/3 San Diego	21	17 [W]
10/10 at Cleveland	17	27 [L]
10/18 at Kansas City	16	38 [L]
10/24 Houston	23	16 [W]
10/31 at Baltimore	21	34 [L]
11/7 Cleveland	26	9 [W]
11/14 at Miami	21	24 [L]
11/21 New York Giants	17	13 [W]
11/28 Denver	10	22 [L]
12/5 at Houston	3	29 [L]
12/12 at Cincinnati	21	13 [W]
12/19 Los Angeles	14	23 [L]

(H 5-2, A 1-6) **246 292****1970 Chuck Noll** (Head Coach)

W-5, L-9	Steelers	Opp.
9/20 Houston	7	19 [L]
9/27 at Denver	13	16 [L]
10/3 at Cleveland	7	15 [L]
10/11 Buffalo	23	10 [W]
10/18 at Houston	7	3 [W]
10/25 at Oakland	14	31 [L]
11/2 Cincinnati	21	10 [W]
11/8 New York Jets	21	17 [W]
11/15 Kansas City	14	31 [L]
11/22 at Cincinnati	7	34 [L]
11/29 Cleveland	28	9 [W]
12/6 Green Bay	12	20 [L]
12/13 at Atlanta	16	27 [L]
12/20 at Philadelphia	20	30 [L]

(H 4-3, A 1-6) **210 272****1969 Chuck Noll** (Head Coach)

W-1, L-13	Steelers	Opp.
9/21 Detroit	16	13 [W]
9/28 at Philadelphia	27	41 [L]
10/5 St. Louis	14	27 [L]
10/12 at New York	7	10 [L]
10/18 at Cleveland	31	42 [L]
10/26 Washington	7	14 [L]
11/2 Green Bay	34	38 [L]
11/9 at Chicago	7	38 [L]
11/16 Cleveland	3	24 [L]
11/23 at Minnesota	14	52 [L]
11/30 at St. Louis	10	47 [L]
12/7 Dallas	7	10 [L]
12/14 New York	17	21 [L]
12/21 at New Orleans	24	27 [L]

(H 1-6, A 0-7) **218 404****1968 Bill Austin** (Head Coach)

W-2, L-11, T-1	Steelers	Opp.
9/15 New York	20	34 [L]
9/22 at Los Angeles	10	45 [L]
9/29 Baltimore	7	41 [L]
10/5 at Cleveland	24	31 [L]
10/13 at Washington	13	16 [L]
10/20 New Orleans	12	16 [L]
10/27 Philadelphia	6	3 [W]
11/3 at Atlanta	41	21 [W]
11/10 at St. Louis	28	28 [T]
11/17 Cleveland	24	45 [L]
11/24 San Francisco	28	45 [L]
12/1 St. Louis	10	20 [L]
12/8 at Dallas	7	28 [L]
12/15 at New Orleans	14	24 [L]

(H 1-6, A 1-5-1) **244 397****1967 Bill Austin** (Head Coach)

W-4, L-9, T-1	Steelers	Opp.
9/17 Chicago	41	13 [W]
9/24 St. Louis	14	28 [L]
10/1 at Philadelphia	24	34 [L]
10/7 at Cleveland	10	21 [L]
10/15 New York	24	27 [L]
10/22 Dallas	21	24 [L]
10/29 at New Orleans	14	10 [W]
11/5 Cleveland	14	34 [L]
11/12 at St. Louis	14	14 [T]
11/19 at New York	20	28 [L]
11/26 Minnesota	27	41 [L]
12/3 at Detroit	24	14 [W]
12/10 Washington	10	15 [L]
12/17 at Green Bay	24	17 [W]

(H 1-6, A 3-3-1) **281 320****1966 Bill Austin** (Head Coach)

W-5, L-8, T-1	Steelers	Opp.
9/11 New York	34	34 [T]
9/18 Detroit	17	3 [W]
9/25 Washington	27	33 [L]
10/2 at Washington	10	24 [L]
10/8 at Cleveland	10	41 [L]
10/16 Philadelphia	14	31 [L]
10/30 at Dallas	21	52 [L]
11/6 Cleveland	16	6 [W]



77 Years with the Steelers

11/13	St. Louis	30	9	[W]
11/20	Dallas	7	20	[L]
11/27	at St. Louis	3	6	[L]
12/4	at Philadelphia	23	27	[L]
12/11	at New York	47	28	[W]
12/18	at Atlanta	57	33	[W]
(H 3-3-1, A 2-5)		316	347	

1965 Mike Nixon (Head Coach)

W-2, L-12		Steelers	Opp.	
9/19	Green Bay	9	41	[L]
9/26	at San Francisco	17	27	[L]
10/3	New York	13	23	[L]
10/9	at Cleveland	19	24	[L]
10/17	St. Louis	7	20	[L]
10/24	at Philadelphia	20	14	[W]
10/31	Dallas	22	13	[W]
11/7	at St. Louis	17	21	[L]
11/14	at Dallas	17	24	[L]
11/21	Washington	3	31	[L]
11/28	Cleveland	21	42	[L]
12/5	at New York	10	35	[L]
12/12	Philadelphia	13	47	[L]
12/19	at Washington	14	35	[L]
(H 1-6, A 1-6)		202	397	

1964 Buddy Parker (Head Coach)

W-5, L-9		Steelers	Opp.	
9/13	Los Angeles	14	26	[L]
9/20	New York	27	24	[W]
9/27	Dallas	23	17	[W]
10/4	at Philadelphia	7	21	[L]
10/10	at Cleveland	23	7	[W]
10/18	at Minnesota	10	30	[L]
10/25	Philadelphia	10	34	[L]
11/1	Cleveland	17	30	[L]
11/8	at St. Louis	30	34	[L]
11/15	Washington	0	30	[L]
11/22	at New York	44	17	[W]
11/29	St. Louis	20	21	[L]
12/6	at Washington	14	7	[W]
12/13	at Dallas	14	17	[L]
(H 2-5, A 3-4)		253	315	

1963 Buddy Parker (Head Coach)

W-7, L-4, T-3		Steelers	Opp.	
9/15	at Philadelphia	21	21	[T]
9/22	New York	31	0	[W]
9/29	St. Louis	23	10	[W]
10/5	at Cleveland	23	35	[L]
10/13	at St. Louis	23	24	[L]
10/20	Washington	38	27	[W]
10/27	Dallas	27	21	[W]
11/3	at Green Bay	14	33	[L]
11/10	Cleveland	9	7	[W]
11/17	at Washington	34	28	[W]
11/24	Chicago	17	17	[T]
12/1	Philadelphia	20	20	[T]
12/8	at Dallas	24	19	[W]
12/15	at New York	17	33	[L]
(H 5-0-2, A 2-4-1)		321	295	

1962 Buddy Parker (Head Coach)

W-9, L-5		Steelers	Opp.	
9/16	at Detroit	7	45	[L]
9/23	at Dallas	30	28	[W]

9/30	New York	27	31	[L]
10/6	Philadelphia	13	7	[W]
10/14	at New York	20	17	[W]
10/21	Dallas	27	42	[L]
10/28	Cleveland	14	41	[L]
11/4	Minnesota	39	31	[W]
11/11	at St. Louis	26	17	[W]
11/18	Washington	23	21	[W]
11/25	at Cleveland	14	35	[L]
12/2	St. Louis	19	7	[W]
12/9	at Philadelphia	26	17	[W]
12/16	at Washington	27	24	[W]
(H 4-3, A 5-2)		312	363	

Playoff Bowl (Miami, Fla.)

1/6	Detroit	10	17	[L]
-----	---------	----	----	-----

1961 Buddy Parker (Head Coach)

W-6, L-8		Steelers	Opp.	
9/17	at Dallas	24	27	[L]
9/24	New York	14	17	[L]
10/1	at Los Angeles	14	24	[L]
10/8	at Philadelphia	16	21	[L]
10/15	Washington	20	0	[W]
10/22	Cleveland	28	30	[L]
10/29	San Francisco	20	10	[W]
11/5	at Cleveland	17	13	[W]
11/12	Dallas	37	7	[W]
11/19	at New York	24	42	[L]
11/26	St. Louis	30	27	[W]
12/3	Philadelphia	24	35	[L]
12/10	at Washington	30	14	[W]
12/17	at St. Louis	0	20	[L]
(H 4-3, A 2-5)		295	287	

1960 Buddy Parker (Head Coach)

W-5, L-6, T-1		Steelers	Opp.	
9/24	at Dallas	35	28	[W]
10/2	at Cleveland	20	28	[L]
10/9	New York	17	19	[L]
10/16	St. Louis	27	14	[W]
10/23	at Washington	27	27	[T]
10/30	Green Bay	13	19	[L]
11/6	at Philadelphia	7	34	[L]
11/13	at New York	24	27	[L]
11/20	Cleveland	14	10	[W]
11/27	Washington	22	10	[W]
12/11	Philadelphia	27	21	[W]
12/18	at St. Louis	7	38	[L]
(H 4-2, A 1-4-1)		240	275	

1959 Buddy Parker (Head Coach)

W-6, L-5, T-1		Steelers	Opp.	
9/26	Cleveland	17	7	[W]
10/4	Washington	17	23	[L]
10/11	at Philadelphia	24	28	[L]
10/18	at Washington	27	6	[W]
10/25	New York	16	21	[L]
11/1	at Chicago Cards	24	45	[L]
11/8	Detroit	10	10	[T]
11/15	at New York	14	9	[W]
11/22	at Cleveland	21	20	[W]
11/29	Philadelphia	31	0	[W]
12/6	at Chicago Bears	21	27	[L]
12/13	Chicago Cards	35	20	[W]
(H 3-2-1, A 3-3)		257	216	

1958 Buddy Parker (Head Coach)

W-7, L-4, T-1		Steelers	Opp.	
9/28	at San Francisco	20	23	[L]
10/5	Cleveland	12	45	[L]
10/12	Philadelphia	24	3	[W]
10/19	at Cleveland	10	27	[L]
10/26	at New York	6	17	[L]
11/2	Washington	24	16	[W]
11/9	at Philadelphia	31	24	[W]
11/16	New York	31	10	[W]
11/23	at Chicago Cards	27	20	[W]
11/30	Chicago Bears	24	10	[W]
12/7	at Washington	14	14	[T]
12/13	Chicago Cards	38	21	[W]
(H 5-1, A 2-3-1)		261	230	

1957 Buddy Parker (Head Coach)

W-6, L-6		Steelers	Opp.	
9/29	Washington	28	7	[W]
10/5	Cleveland	12	23	[L]
10/13	Chicago Cards	29	20	[W]
10/20	at New York	0	35	[L]
10/27	Philadelphia	6	0	[W]
11/3	at Baltimore	19	13	[W]
11/10	at Cleveland	0	24	[L]
11/24	Green Bay	10	27	[L]
12/1	at Philadelphia	6	7	[L]
12/7	New York	21	10	[W]
12/15	at Washington	3	10	[L]
12/22	at Chicago Cards	27	2	[W]
(H 4-2, A 2-4)		161	178	

1956 Walt Kiesling (Head Coach)

W-5, L-7		Steelers	Opp.	
9/30	Washington	30	13	[W]
10/6	Cleveland	10	14	[L]
10/14	Philadelphia	21	35	[L]
10/21	at New York	10	38	[L]
10/28	at Cleveland	24	16	[W]
11/4	New York	14	17	[L]
11/11	at Philadelphia	7	14	[L]
11/18	Chicago Cards	14	7	[W]
11/25	at Chicago Cards	27	38	[L]
12/2	Los Angeles	30	13	[W]
12/9	at Detroit	7	45	[L]
12/16	at Washington	23	0	[W]
(H 3-3, A 2-4)		217	250	

1955 Walt Kiesling (Head Coach)

W-4, L-8		Steelers	Opp.	
9/26	Chicago Cards	14	7	[W]
10/2	at Los Angeles	26	27	[L]
10/9	New York	30	23	[W]
10/15	Philadelphia	13	7	[W]
10/23	at New York	19	17	[W]
10/30	at Philadelphia	0	24	[L]
11/5	at Chicago Cards	13	27	[L]
11/13	Detroit	28	31	[L]
11/20	at Cleveland	14	41	[L]
11/27	Washington	14	23	[L]
12/4	Cleveland	7	30	[L]
12/11	at Washington	17	28	[L]
(H 3-3, A 1-5)		195	285	

77 Years with the Steelers

1954 Walt Kiesling (Head Coach)

W-5, L-7	Steelers	Opp.
9/26 at Green Bay	21	20 [W]
10/2 Washington	37	7 [W]
10/9 at Philadelphia	22	24 [L]
10/17 Cleveland	55	27 [W]
10/23 Philadelphia	17	7 [W]
10/31 at Chicago Cards	14	17 [L]
11/7 New York	6	31 [L]
11/14 at Washington	14	17 [L]
11/20 San Francisco	3	31 [L]
11/28 Chicago Cards	20	17 [W]
12/5 at New York	3	24 [L]
12/12 at Cleveland	7	42 [L]
(H 4-2, A 1-5)	219	263

1953 Joe Bach (Head Coach)

W-6, L-6	Steelers	Opp.
9/27 at Detroit	21	38 [L]
10/3 New York	24	14 [W]
10/11 Chicago Cards	31	28 [W]
10/17 at Philadelphia	7	23 [L]
10/24 Green Bay	31	14 [W]
11/1 Philadelphia	7	35 [L]
11/8 at Cleveland	16	34 [L]
11/15 at New York	14	10 [W]
11/22 Cleveland	16	20 [L]
11/29 Washington	9	17 [L]
12/6 at Chicago Cards	21	17 [W]
12/13 at Washington	14	13 [W]
(H 3-3, A 3-3)	211	263

1952 Joe Bach (Head Coach)

W-5, L-7	Steelers	Opp.
9/28 Philadelphia	25	31 [L]
10/4 Cleveland	20	21 [L]
10/12 at Philadelphia	21	26 [L]
10/19 Washington	24	28 [L]
10/26 at Chicago Cards	34	28 [W]
11/2 at Washington	24	23 [W]
11/9 Detroit	6	31 [L]
11/16 at Cleveland	28	29 [L]
11/23 Chicago Cards	17	14 [W]
11/30 New York	63	7 [W]
12/7 at San Francisco	24	7 [W]
12/14 at Los Angeles	14	28 [L]
(H 2-4, A 3-3)	300	273

1951 John Michelosen (Head Coach)

W-4, L-7, T-1	Steelers	Opp.
10/1 New York	13	13 [T]
10/7 at Green Bay	33	35 [L]
10/14 San Francisco	24	28 [L]
10/21 at Cleveland	0	17 [L]
10/28 at Chicago Cards	28	14 [W]
11/4 Philadelphia	13	34 [L]
11/11 Green Bay	28	7 [W]
11/18 Washington	7	22 [L]
11/25 at Philadelphia	17	13 [W]
12/2 at New York	0	14 [L]
12/9 Cleveland	0	28 [L]
12/16 at Washington	20	10 [W]
(H 1-4-1, A 3-3)	183	235

1950 John Michelosen (Head Coach)

W-5, L-6	Steelers	Opp.
10/1 New York	7	18 [L]
10/7 at Detroit	7	10 [L]
10/14 at Washington	26	7 [W]
10/21 Cleveland	17	30 [L]
10/28 at New York	17	6 [W]
11/4 Philadelphia	10	17 [L]
11/11 at Cleveland	7	45 [L]
11/18 at Philadelphia	9	7 [W]
11/25 Baltimore	17	7 [W]
12/2 at Chicago Cards	28	17 [L]
12/9 Washington	7	24 [L]
12/16 Chicago Cards	28	7 [W]
(H 2-4, A 4-2)	180	195

1949 John Michelosen (Head Coach)

W-6, L-5, T-1	Steelers	Opp.
9/25 New York Giants	28	7 [W]
10/3 Washington	14	27 [L]
10/8 Detroit	14	7 [W]
10/16 at New York Giants	21	17 [W]
10/23 New York Bulldogs	24	13 [W]
10/30 Philadelphia	7	38 [L]
11/6 at Washington	14	27 [L]
11/13 Los Angeles	7	7 [T]
11/20 at Green Bay	30	7 [W]
11/27 at Philadelphia	17	34 [L]
12/4 at Chicago Bears	21	30 [L]
12/11 at New York Bulldogs	27	0 [W]
(H 3-2-1, A 3-3)	224	214

1948 John Michelosen (Head Coach)

W-4, L-8	Steelers	Opp.
9/26 at Washington	14	17 [L]
10/3 Boston	24	14 [W]
10/10 Washington	10	7 [W]
10/17 at Boston	7	13 [L]
10/24 at New York	27	34 [L]
10/31 Philadelphia	7	34 [L]
11/7 Green Bay	38	7 [W]
11/14 Chicago Cards	7	24 [L]
11/21 at Detroit	14	17 [L]
11/28 at Philadelphia	0	17 [L]
12/5 New York	38	28 [W]
12/12 at Los Angeles	14	31 [L]
(H 4-2, A 0-6)	200	243

1947 John Michelosen (Head Coach)

W-8, L-4	Steelers	Opp.
9/21 Detroit	17	10 [W]
9/29 Los Angeles	7	48 [L]
10/5 at Washington	26	27 [L]
10/12 at Boston	30	14 [W]
10/19 Philadelphia	35	24 [W]
10/26 at New York	38	21 [W]
11/2 at Green Bay	18	17 [W]
11/9 Washington	21	14 [W]
11/16 New York	24	7 [W]
11/23 at Chicago Bears	7	49 [L]
11/30 at Philadelphia	0	21 [L]
12/7 Boston	17	7 [W]
(H 5-1, A 3-3)	240	259

Eastern Division Playoff

12/21 Philadelphia	0	21 [L]
--------------------	---	--------

1946 John Michelosen (Head Coach)

W-5, L-5, T-1	Steelers	Opp.
9/20 Chicago Cards	14	7 [W]
9/29 at Washington	14	14 [T]
10/6 New York	14	17 [L]
10/13 Boston	16	7 [W]
10/20 at Green Bay	7	17 [L]
10/27 at Boston	33	7 [W]
11/3 Washington	14	7 [W]
11/10 at Detroit	7	17 [L]
11/17 Philadelphia	10	7 [W]
11/24 at New York	0	7 [L]
12/1 at Philadelphia	7	10 [L]
(H 4-1, A 1-4-1)	136	117

1945 Jim Leonard (Head Coach)

W-2, L-8	Steelers	Opp.
9/25 at Boston	7	28 [L]
10/7 New York	6	34 [L]
10/14 Washington	0	14 [L]
10/21 at New York	21	7 [W]
10/28 Boston	6	10 [L]
11/4 Philadelphia	3	45 [L]
11/11 Chicago Cards	23	0 [W]
11/18 at Philadelphia	6	30 [L]
11/25 at Chicago Bears	7	28 [L]
12/2 at Washington	0	24 [L]
(H 1-4, A 1-4)	79	220

1944* Walt Kiesling and Phil Handler (Head Coaches)

W-0, L-10	Steelers	Opp.
9/24 Cleveland	28	30 [L]
10/8 Green Bay	7	34 [L]
10/15 at Chicago Bears	7	34 [L]
10/22 at New York	0	23 [L]
10/29 at Washington	20	42 [L]
11/5 Detroit	6	27 [L]
11/12 at Detroit	7	21 [L]
11/19 **Cleveland	6	33 [L]
11/26 **Green Bay	20	35 [L]
12/3 Chicago Bears	7	49 [L]
(H 0-6, A 0-4)	108	328

*Combined with Chicago Cards

**Home game played in Chicago

1943* Walt Kiesling and Greasy Neale (Head Coaches)

W-5, L-4, T-1	Steelers	Opp.
10/2 **Brooklyn	17	0 [W]
10/9 **New York	28	14 [W]
10/17 at Chicago Bears	21	48 [L]
10/24 at New York	14	42 [L]
10/31 Chicago Cards	34	13 [W]
11/7 **Washington	14	14 [T]
11/14 at Brooklyn	7	13 [L]
11/21 Detroit	35	34 [W]
11/28 at Washington	27	14 [W]
12/5 **Green Bay	28	38 [L]
(H 4-1-1, A 1-3)	225	230

*Combined with Philadelphia Eagles

**Home game played in Philadelphia



77 Years with the Steelers

1942 Walt Kiesling (Head Coach)

W-7, L-4	Steelers	Opp.
9/13 Philadelphia	14	24 [L]
9/20 at Washington	14	24 [L]
10/4 New York	13	10 [W]
10/11 at Brooklyn	7	0 [W]
10/18 at Philadelphia	14	0 [W]
10/25 Washington	0	14 [L]
11/1 at New York	17	9 [W]
11/8 at Detroit	35	7 [W]
11/22 Chicago Cards	19	3 [W]
11/29 Brooklyn	13	0 [W]
12/6 at Green Bay	21	24 [L]
(H 3-2, A 4-2)	167	119

1941 Burt Bell, Aldo Donelli, Walt Kiesling (Head Coaches)

W-1, L-9, T-1	Steelers	Opp.
9/7 at Cleveland	14	17 [L]
9/21 Philadelphia	7	10 [L]
10/5 New York	10	37 [L]
10/12 Washington	20	24 [L]
10/19 at New York	7	28 [L]
10/26 at Chicago Bears	7	34 [L]
11/2 at Washington	3	23 [L]
11/9 at Philadelphia	7	7 [T]
11/16 Brooklyn	14	7 [W]
11/23 Green Bay	7	54 [L]
11/30 at Brooklyn	7	35 [L]
(H 1-4, A 0-5-1)	103	276

1940 Walt Kiesling (Head Coach)

W-2, L-7, T-2	Steelers	Opp.
9/8 Chicago Cards	7	7 [T]
9/15 New York	10	10 [T]
9/22 at Detroit	10	7 [W]
9/29 Brooklyn	3	10 [L]
10/6 Washington	10	40 [L]
10/13 at Brooklyn	0	21 [L]
10/20 at New York	0	12 [L]
10/27 at Green Bay	3	24 [L]
11/3 at Washington	10	37 [L]
11/10 Philadelphia	7	3 [W]
11/28 at Philadelphia	0	7 [L]
(H 1-2-2, A 1-5)	60	178

1939 Walt Kiesling and John Blood (Head Coaches)

W-1, L-9, T-1	Steelers	Opp.
9/14 at Brooklyn	7	12 [L]
9/24 Chicago Cards	0	10 [L]
10/2 Chicago Bears	0	32 [L]
10/8 New York	7	14 [L]
10/15 at Washington	14	44 [L]
10/22 Washington	14	21 [L]
10/29 at Cleveland	14	14 [T]
11/5 at Brooklyn	13	17 [L]
11/19 at New York	7	23 [L]
11/23 at Philadelphia	14	17 [L]
11/26 Philadelphia	24	12 [W]
(H 1-4, A 0-5-1)	114	216

1938 John Blood (Head Coach)

W-2, L-9	Steelers	Opp.
9/9 at Detroit	7	16 [L]
9/11 New York	14	27 [L]

9/16 at Philadelphia	7	27 [L]
9/23 at Brooklyn	17	3 [W]
10/3 at New York	13	10 [W]
10/9 Brooklyn	7	17 [L]
10/23 at Green Bay	0	20 [L]
11/6 Washington	0	7 [L]
11/20 at Philadelphia	7	14 [L]
11/27 at Washington	0	15 [L]
12/4 at Cleveland	7	13 [L]
(H 0-3, A 2-6)	79	169

1937 John Blood (Head Coach)

W-4, L-7	Steelers	Opp.
9/5 Philadelphia	27	14 [W]
9/19 at Brooklyn	21	0 [W]
9/26 New York	7	10 [L]
10/4 Chicago Bears	0	7 [L]
10/10 at Detroit	3	7 [L]
10/17 at Washington	20	34 [L]
10/24 Chicago Cubs	7	13 [L]
10/31 Philadelphia	16	7 [W]
11/7 at New York	0	17 [L]
11/14 Washington	21	13 [W]
11/21 Brooklyn	0	23 [L]
(H 3-4, A 1-3)	122	145

1936 Joe Bach (Head Coach)

W-6, L-6	Steelers	Opp.
9/13 Boston	10	0 [W]
9/23 at Brooklyn	10	6 [W]
9/27 New York	10	7 [W]
10/4 Chicago Bears	9	27 [L]
10/14 Philadelphia	17	0 [W]
10/18 at Chicago Bears	6	26 [L]
10/25 at Green Bay	10	42 [L]
11/1 Brooklyn	10	7 [W]
11/5 at Philadelphia	6	0 [W]
11/8 at Detroit	3	28 [L]
11/15 at Chicago Cards	6	14 [L]
11/29 at Boston	0	30 [L]
(H 4-1, A 2-5)	97	187

1935 Joe Bach (Head Coach)

W-4, L-8	Steelers	Opp.
9/13 at Philadelphia	17	7 [W]
9/22 New York	7	42 [L]
9/29 Chicago Bears	7	23 [L]
10/6 at Green Bay	0	27 [L]
10/9 Philadelphia	6	17 [L]
10/20 Chicago Cards	17	13 [W]
10/27 Boston	6	0 [W]
11/3 Brooklyn	7	13 [L]
11/10 at Brooklyn	16	7 [W]
11/24 Green Bay	14	34 [L]
12/1 at Boston	3	13 [L]
12/8 at New York	0	13 [L]
(H 2-5, A 2-3)	100	209

1934 Luby DiMello (Head Coach)

W-2, L-10	Steelers	Opp.
9/9 Cincinnati	13	0 [W]
9/16 Boston	0	7 [L]
9/26 Philadelphia	0	17 [L]
10/3 New York	12	14 [L]
10/7 at Philadelphia	9	7 [W]
10/10 Chicago Bears	0	28 [L]

10/14 at Boston	0	39 [L]
10/21 at New York	7	17 [L]
10/28 at Brooklyn	3	21 [L]
11/4 at Detroit	7	40 [L]
11/11 at St. Louis	0	6 [L]
11/18 Brooklyn	0	10 [L]
(H 1-5, A 1-5)	51	206

1933 Jap Douds (Head Coach)

W-3, L-6, T-2	Steelers	Opp.
9/20 New York	2	23 [L]
9/27 Chicago Cardinals	14	13 [W]
10/4 Boston	6	21 [L]
10/11 Cincinnati	17	0 [W]
10/15 at Green Bay	0	47 [L]
10/22 at Cincinnati	0	0 [T]
10/29 at Boston	16	14 [W]
11/5 at Brooklyn	3	3 [T]
11/12 Brooklyn	0	32 [L]
11/19 at Philadelphia	6	25 [L]
12/3 at New York	3	27 [L]
(H 2-3, A 1-3-2)	67	205

Steelers Placement (1970-2009)

Year	Record	Finish
1970	5-9	3rd in AFC Central
1971	6-8	2nd in AFC Central
1972	11-3	AFC Central Champion (1)
1973	10-4	2nd in AFC Central*
1974	10-3-1	AFC Central Champion (2)
1975	12-2	AFC Central Champion (3)
1976	10-4	AFC Central Champion (4)
1977	9-5	AFC Central Champion (5)
1978	14-2	AFC Central Champion (6)
1979	12-4	AFC Central Champion (7)
1980	9-7	3rd in AFC Central
1981	8-8	2nd in AFC Central
1982	6-3	4th in AFC Tournament*
1983	10-6	AFC Central Champion (8)
1984	9-7	AFC Central Champion (9)
1985	7-9	3rd in AFC Central
1986	6-10	3rd in AFC Central
1987	8-7	3rd in AFC Central
1988	5-11	4th in AFC Central
1989	9-7	3rd in AFC Central*
1990	9-7	3rd in AFC Central
1991	7-9	2nd in AFC Central
1992	11-5	AFC Central Champion (10)
1993	9-7	2nd in AFC Central*
1994	12-4	AFC Central Champion (11)
1995	11-5	AFC Central Champion (12)
1996	10-6	AFC Central Champion (13)
1997	11-5	AFC Central Champion (14)
1998	7-9	3rd in AFC Central
1999	6-10	4th in AFC Central
2000	9-7	3rd in AFC Central
2001	13-3	AFC Central Champion (15)
2002	10-5-1	AFC North Champion (16)
2003	6-10	3rd in AFC North
2004	15-1	AFC North Champion (17)
2005	11-5	2nd in AFC North*
2006	8-8	T-2nd in AFC North
2007	10-6	AFC North Champion (18)
2008	12-4	AFC North Champion (19)
2009	9-7	T-2nd in AFC North

*Earned Wild Card playoff berth
 (#) = Number of Division Titles

Steelers in the Pro Bowl

1951 3 Selections

HB Joe Geri (1)
LB Jerry Shipkey (1)
C Bill Walsh (1)

1951 4 Selections

HB Joe Geri (2)
G George Hughes (1)
LB Jerry Shipkey (2)
C Bill Walsh (2)

1953 7 Selections

HB Lynn Chandnois (1)
QB Jim Finks (1)
HB Ray Mathews (1)
DE Bill McPeak (1)
E Elbie Nickel (1)
LB Jerry Shipkey (3)
DT Ernie Stautner (1)

1954 7 Selections

HB Lynn Chandnois (2)
MG Dale Dodril (1)
G George Hughes (2)
DE Bill McPeak (2)
HB Ray Mathews (2)
E Elbie Nickel (2)
DT Ernie Stautner (2)

1955 2 Selections

MG Dale Dodril (2)
HB John Lattner (1)

1956 5 Selections

DB Jack Butler (1)
MG Dale Dodril (3)
HB Ray Mathews (3)
DT Ernie Stautner (3)
T Frank Varrichione (1)

1957 6 Selections

DB Jack Butler (2)
DE Bill McPeak (3)
E Elbie Nickel (3)
FB Fran Rogel (1)
DT Ernie Stautner (4)
T Frank Varrichione (2)

1958 6 Selections

DB Jack Butler (3)
MG Dale Dodril (4)
E Jack McClair (1)
QB Earl Morrall (1)
DT Ernie Stautner (5)
T Frank Varrichione (3)

1959 4 Selections

DB Jack Butler (4)
DT Ernie Stautner (6)
HB Tom Tracy (1)
T Frank Varrichione (4)

1960 6 Selections

DB Dean Derby (1)
QB Bobby Layne (1)
G John Nisby (1)
E Jimmy Orr (1)
LB John Reger (1)
DT Ernie Stautner (7)

1961 5 Selections

LB John Reger (2)
G Mike Sandusky (1)
DT Ernie Stautner (8)
HB Tom Tracy (2)
T Frank Varrichione (5)

1962 5 Selections

E Buddy Dial (1)
G John Nisby (2)
LB Myron Pottios (1)
LB John Reger (3)
DT Ernie Stautner (9)

1963 5 Selections

TE Preston Carpenter (1)
FB John Henry Johnson (1)
DT Gene Lipscomb (1)
DE Lou Michaels (1)
C Buzz Nutter (1)

1964 6 Selections

T Charley Bradshaw (1)
FB John Henry Johnson (2)
DT Joe Krupa (1)
DT Lou Michaels (2)
LB Myron Pottios (2)
DB Clendenon Thomas (1)

1965 4 Selections

E Gary Ballman (1)
T Charley Bradshaw (2)
FB John Henry Johnson (3)
LB Myron Pottios (3)

1966 1 Selection

E Gary Ballman (2)

1967 3 Selections

K Mike Clark (1)
DB Brady Keys (1)
DE Ben McGee (1)

1968 1 Selection

DB Marv Woodson (1)

1969 4 Selections

HB Dick Hoak (1)
E Roy Jefferson (1)
DE Ben McGee (2)
LB Andy Russell (1)

1970 3 Selections

DT Joe Greene (1)
E Roy Jefferson (2)
P Bob Walden (1)

1971 2 Selections

DT Joe Greene (2)
LB Andy Russell (2)

1972 2 Selections

DT Joe Greene (3)
LB Andy Russell (3)

1973 6 Selections

LB Henry Davis (1)
PK Roy Gerela (1)
DT Joe Greene (4)
RB Franco Harris (1)
LB Andy Russell (4)
DE Dwight White (1)

1974 8 Selections

DT Joe Greene (5)
DE L.C. Greenwood (1)
LB Jack Ham (1)
RB Franco Harris (2)
LB Andy Russell (5)
WR Ron Shanklin (1)
G Bruce Van Dyke (1)
DE Dwight White (2)

1975 6 Selections

PK Roy Gerela (2)
DT Joe Greene (6)
DE L.C. Greenwood (2)
LB Jack Ham (2)
RB Franco Harris (3)
LB Andy Russell (6)

1976 11 Selections

CB Mel Blount (1)
QB Terry Bradshaw (1)
S Glen Edwards (1)
DT Joe Greene (7)
DE L.C. Greenwood (3)
LB Jack Ham (3)
RB Franco Harris (4)
LB Jack Lambert (1)
LB Andy Russell (7)
WR Lynn Swann (1)
S Mike Wagner (1)

1977 9 Selections

CB Mel Blount (2)
S Glen Edwards (2)
DT Joe Greene (8)
DE L.C. Greenwood (4)
LB Jack Ham (4)
RB Franco Harris (5)
LB Jack Lambert (2)
CB J.T. Thomas (1)
S Mike Wagner (2)

1978 4 Selections

LB Jack Ham (5)
RB Franco Harris (6)
LB Jack Lambert (3)
WR Lynn Swann (2)

1979 10 Selections

CB Mel Blount (3)
QB Terry Bradshaw (2)
DT Joe Greene (9)
DE L.C. Greenwood (5)
LB Jack Ham (6)
RB Franco Harris (7)
LB Jack Lambert (4)
S Donnie Shell (1)
WR Lynn Swann (3)
C Mike Webster (1)

() denotes number of Pro Bowl selections

* Injured – did not play



Steelers in the Pro Bowl

1980 10 Selections

CB Mel Blount (4)
 DB Terry Bradshaw (3)*
 DT Joe Greene (10)
 DE L.C. Greenwood (6)
 LB Jack Ham (7)
 RB Franco Harris (8)
 LB Jack Lambert (5)
 S Donnie Shell (2)
 WR John Stallworth (1)
 C Mike Webster (2)

1981 5 Selections

LB Jack Ham (8)
 RB Franco Harris (9)
 LB Jack Lambert (6)
 S Donnie Shell (3)
 C Mike Webster (3)

1982 4 Selections

CB Mel Blount (5)
 LB Jack Lambert (7)
 S Donnie Shell (4)
 C Mike Webster (4)

1983 5 Selections

DT Larry Brown (1)
 LB Jack Lambert (8)
 S Donnie Shell (5)
 WR John Stallworth (2)
 C Mike Webster (5)

1984 3 Selections

PK Gary Anderson (1)
 LB Jack Lambert (9)
 C Mike Webster (6)

1985 5 Selections

LB Robin Cole (1)
 WR Louis Lipps (1)
 LB Mike Merriweather (1)
 WR John Stallworth (3)
 C Mike Webster (7)

1986 4 Selections

PK Gary Anderson (2)
 WR Louis Lipps (2)
 LB Mike Merriweather (2)
 C Mike Webster (8)

1987 2 Selections

LB Mike Merriweather (3)
 RB Earnest Jackson (2)

1988 1 Selection

C Mike Webster (9)

1989 1 Selection

OT Tunch Ilkin (1)

1990 2 Selections

OT Tunch Ilkin (2)
 KR Rod Woodson (1)

1991 2 Selections

LB David Little (1)
 CB Rod Woodson (2)



2010 Pro Bowl Selection: LaMarr Woodley

1992 2 Selections

LB Greg Lloyd (1)
 CB Rod Woodson (3)

1993 6 Selections

C Dermontti Dawson (1)
 RB Barry Foster (1)
 G Carlton Haselrig (1)
 LB Greg Lloyd (2)
 QB Neil O'Donnell (1)
 CB Rod Woodson (4)

1994 6 Selections

PK Gary Anderson (3)
 C Dermontti Dawson (2)
 RB Barry Foster (2)*
 TE Eric Green (1)
 LB Greg Lloyd (3)
 CB Rod Woodson (5)

1995 6 Selections

C Dermontti Dawson (3)
 LB Kevin Greene (2)
 S Carnell Lake (1)
 LB Greg Lloyd (4)
 G Duval Love (1)
 CB Rod Woodson (6)

1996 5 Selections

C Dermontti Dawson (4)
 LB Kevin Greene (3)
 S Carnell Lake (2)
 LB Greg Lloyd (5)
 WR Yancey Thigpen (1)

1997 6 Selections

RB Jerome Bettis (3)
 LB Chad Brown (1)
 C Dermontti Dawson (5)
 LB Levon Kirkland (1)
 S Carnell Lake (3)
 CB Rod Woodson (7)

1998 6 Selections

RB Jerome Bettis (4)
 C Dermontti Dawson (6)
 LB Levon Kirkland (2)
 S Carnell Lake (4)
 DT Joel Steed (1)
 WR Yancey Thigpen (2)

1999 1 Selection

C Dermontti Dawson (7)

2000 0 Selections

None

2001 1 Selection

LB Jason Gildon (1)

2002 6 Selections

LB Kendrell Bell (1)
 RB Jerome Bettis (5)*
 G Alan Faneca (1)
 LB Jason Gildon (2)
 QB Kordell Stewart (1)
 WR Hines Ward (1)

2003 4 Selections

G Alan Faneca (2)
 LB Jason Gildon (3)
 LB Joey Porter (1)
 WR Hines Ward (2)

2004 3 Selections

G Alan Faneca (3)
 DT Casey Hampton (1)
 WR Hines Ward (3)

2005 9 Selections

RB Jerome Bettis (6)
 G Alan Faneca (4)
 LB James Farrior (1)
 C Jeff Hartings (1)
 S Troy Polamalu (1)
 LB Joey Porter (2)
 DE Aaron Smith (1)
 OT Marvel Smith (1)
 WR Hines Ward (4)

2006 5 Selections

G Alan Faneca (5)
 DT Casey Hampton (2)
 C Jeff Hartings (2)
 S Troy Polamalu (2)
 LB Joey Porter (3)

2007 4 Selections

G Alan Faneca (6)
 DT Casey Hampton (3)
 RB Willie Parker (1)
 S Troy Polamalu (3)

2008 6 Selections

G Alan Faneca (7)
 DT Casey Hampton (4)
 LB James Harrison (1)
 RB Willie Parker (2)*
 S Troy Polamalu (4)*
 QB Ben Roethlisberger (1)

2009 3 Selections

LB James Farrior (2)
 LB James Harrison (2)
 S Troy Polamalu (5)

2010 4 Selections

S Casey Hampton (5)
 LB James Harrison (3)
 LB Heath Miller (1)
 LB LaMarr Woodley (1)

Steelers Preseason Results



2009 PRESEASON • STEELERS VS. BILLS

2009 Record: 3-1

Pitt. vs. Arizona at Pittsburgh	20-10
Pitt. vs. Washington at Washington	13-17
Pitt. vs. Buffalo at Pittsburgh	17-0
Pitt. vs. Carolina at Carolina	21-10

2008 Record: 3-1

Pitt. vs. Philadelphia at Pittsburgh	16-10
Pitt. vs. Buffalo at Toronto	21-24
Pitt. vs. Minnesota at Minnesota	12-10
Pitt. vs. Carolina at Pittsburgh	19-16

2007 Record: 4-1

Pitt. vs. New Orleans at Canton	20-7
Pitt. vs. Green Bay at Pittsburgh	9-13
Pitt. vs. Washington at Washington	12-10
Pitt. vs. Philadelphia at Pittsburgh	27-13
Pitt. vs. Carolina at Carolina	19-3

2006 Record: 0-4

Pitt. vs. Arizona at Arizona	13-21
Pitt. vs. Minnesota at Pittsburgh	10-17
Pitt. vs. Philadelphia at Philadelphia	7-16
Pitt. vs. Carolina at Pittsburgh	13-15

2005 Record: 3-1

Pitt. vs. Philadelphia at Pittsburgh	38-31
Pitt. vs. Miami at Pittsburgh	17-3
Pitt. vs. Washington at Washington	10-17
Pitt. vs. Carolina at Carolina	21-17

2004 Record: 2-2

Pitt. vs. Detroit at Detroit	21-27
Pitt. vs. Houston at Pittsburgh	38-3
Pitt. vs. Philadelphia at Philadelphia	27-21
Pitt. vs. Carolina at Pittsburgh	13-16

2003 Record: 1-3

Pitt. vs. Detroit at Detroit	13-26
Pitt. vs. Philadelphia at Pittsburgh	16-21
Pitt. vs. Dallas at Pittsburgh	15-14
Pitt. vs. Carolina at Carolina	14-21

2002 Record: 2-2

Pitt. vs. New York Jets at Pittsburgh	6-16
Pitt. vs. Washington at Washington	34-35
Pitt. vs. Detroit at Detroit	34-22
Pitt. vs. Minnesota at Pittsburgh	17-14

2001 Record: 3-1

Pitt. vs. Atlanta at Atlanta	17-16
Pitt. vs. Minnesota at Minnesota	10-24
Pitt. vs. Carolina at Pittsburgh	20-7
Pitt. vs. Buffalo at Pittsburgh	20-0

2000 Record: 3-2

Pitt. vs. Dallas at Dallas	38-10
Pitt. vs. Miami at Pittsburgh	13-10
Pitt. vs. Carolina at Pittsburgh	13-0
Pitt. vs. Indianapolis at Mexico City	23-24
Pitt. vs. Washington at Washington	10-17

1999 Record: 1-3

Pitt. vs. Chicago at Pittsburgh	30-23
Pitt. vs. Carolina at Carolina	13-20
Pitt. vs. Washington at Pittsburgh	14-27
Pitt. vs. Buffalo at Buffalo	14-16

1998 Record: 3-2

Pitt. vs. Tampa Bay at Canton	6-30
Pitt. vs. Buffalo at Pittsburgh	24-13
Pitt. vs. Philadelphia at Philadelphia	17-21
Pitt. vs. Atlanta at Morgantown, WVA	28-22
Pitt. vs. Carolina at Pittsburgh	38-24

1997 Record: 5-0

Pitt. vs. Chicago at Dublin	30-17
Pitt. vs. Kansas City at Kansas City	28-14
Pitt. vs. Philadelphia at Pittsburgh	42-26
Pitt. vs. Detroit at Pittsburgh	28-20
Pitt. vs. Carolina at Carolina	27-19

1996 Record: 2-3

Pitt. vs. San Diego at Tokyo	10-20
Pitt. vs. St. Louis at Pittsburgh	16-10
Pitt. vs. Green Bay at Green Bay	17-24
Pitt. vs. Tampa Bay at Pittsburgh	13-3
Pitt. vs. Philadelphia at Philadelphia	19-20

1995 Record: 1-3

Pitt. vs. Buffalo at Buffalo	31-10
Pitt. vs. Green Bay at Pittsburgh	13-36
Pitt. vs. Tampa Bay at Tampa Bay	7-20
Pitt. vs. Philadelphia at Pittsburgh	6-16

1994 Record: 1-3

Pitt. vs. Miami at Miami	14-24
Pitt. vs. L.A. Raiders at Pittsburgh	29-17
Pitt. vs. Indianapolis at Pittsburgh	14-17
Pitt. vs. Washington at Washington	21-22

1993 Record: 2-3

Pitt. vs. San Francisco at Barcelona	14-21
Pitt. vs. New York Jets at Pittsburgh	17-13
Pitt. vs. New York Giants at New York	23-17
Pitt. vs. Washington at Pittsburgh	3-10
Pitt. vs. Minnesota at Minneapolis	13-30



Steelers Preseason Results

1992 Record: 2-2

Pitt. vs. Philadelphia at Pittsburgh	33-35
Pitt. vs. New Orleans at New Orleans	0-26
Pitt. vs. Chicago at Chicago	28-17
Pitt. vs. New York Giants at Pittsburgh	24-3

1991 Record: 2-2

Pitt. vs. Washington at Pittsburgh	16-7
Pitt. vs. Minnesota at Minnesota	24-34
Pitt. vs. Philadelphia at Philadelphia	20-21
Pitt. vs. Detroit at Detroit	16-3

1990 Record: 2-2

Pitt. vs. New England at Montreal	30-14
Pitt. vs. Washington at Washington	24-27
Pitt. vs. Dallas at Dallas	9-20
Pitt. vs. Philadelphia at Pittsburgh	20-10

1989 Record: 2-2

Pitt. vs. Washington at Pittsburgh	14-21
Pitt. vs. Cleveland at Cleveland	24-21
Pitt. vs. Philadelphia at Philadelphia	14-38
Pitt. vs. New York Giants at New York	13-10

1988 Record: 3-1

Pitt. vs. Washington at Washington	44-31
Pitt. vs. Philadelphia at Pittsburgh	21-16
Pitt. vs. New York Giants at New York	17-28
Pitt. vs. New Orleans at New Orleans	31-28

1987 Record: 0-4

Pitt. vs. Washington at Washington	17-23
Pitt. vs. Chicago at Chicago	14-50
Pitt. vs. New Orleans at New Orleans	28-31
Pitt. vs. New York Giants at Pittsburgh	20-26

1986 Record: 1-3

Pitt. vs. Chicago at Pittsburgh	13-23
Pitt. vs. Washington at Washington (ot)	24-27
Pitt. vs. Dallas at Dallas	41-28
Pitt. vs. New York Giants at New York	3-17

1985 Record: 1-3

Pitt. vs. Tampa Bay at Tampa	42-27
Pitt. vs. Minnesota at Minneapolis	34-41
Pitt. vs. St. Louis at St. Louis	6-14
Pitt. vs. New York Giants at Pittsburgh	14-24

1984 Record: 3-1

Pitt. vs. Cleveland at Cleveland	31-14
Pitt. vs. Philadelphia at Pittsburgh	20-17
Pitt. vs. Dallas at Dallas	20-10
Pitt. vs. New York Giants at New York	9-16

1983 Record: 4-1

Pitt. vs. New Orleans at Canton	27-14
Pitt. vs. New England at Knoxville	27-16
Pitt. vs. New York Giants at Pittsburgh	13-22
Pitt. vs. Dallas at Dallas	24-27
Pitt. vs. Philadelphia at Philadelphia	10-3

1982 Record: 4-0

Pitt. vs. New England at Knoxville	24-20
Pitt. vs. New York Giants at New York	13-10
Pitt. vs. Baltimore at Pittsburgh	37-15
Pitt. vs. Philadelphia at Pittsburgh	27-24

1981 Record: 2-2

Pitt. vs. Cleveland at Cleveland	35-31
Pitt. vs. Philadelphia at Philadelphia	20-36
Pitt. vs. Dallas at Dallas	14-24
Pitt. vs. New York Giants at Pittsburgh	31-6

1980 Record: 3-1

Pitt. vs. New York Giants at New York	13-0
Pitt. vs. Atlanta at Atlanta	17-14
Pitt. vs. New York Jets at Pittsburgh	13-20
Pitt. vs. Dallas at Dallas	31-10

1979 Record: 3-1

Pitt. vs. Buffalo at Buffalo	15-7
Pitt. vs. New York Giants at Pittsburgh	10-3
Pitt. vs. New York Jets at New York	27-14
Pitt. vs. Dallas at Dallas	14-16

1978 Record: 2-2

Pitt. vs. Baltimore at Baltimore	22-10
Pitt. vs. Atlanta at Pittsburgh	13-7
Pitt. vs. New York Giants at New York	6-13
Pitt. vs. Dallas at Dallas	13-16

1977 Record: 3-3

Pitt. vs. Buffalo at Pittsburgh	28-24
Pitt. vs. Kansas City at Kansas City	21-23
Pitt. vs. New York Jets at New York	26-13
Pitt. vs. New England at New England	10-13
Pitt. vs. Philadelphia at Pittsburgh	21-13
Pitt. vs. Dallas at Dallas	0-30

1976 Record: 5-2

Pitt. vs. All Stars at Chicago	24-0
Pitt. vs. New Orleans at New Orleans	24-14
Pitt. vs. Philadelphia at Philadelphia	14-7
Pitt. vs. Washington at Washington	27-7
Pitt. vs. New York Giants at Pittsburgh	0-17
Pitt. vs. Dallas at Dallas	10-20
Pitt. vs. New York Jets at Pittsburgh	41-6

1975 Record: 3-4

Pitt. vs. All Stars at Chicago	21-14
Pitt. vs. Philadelphia at Pittsburgh	14-17
Pitt. vs. Oakland at Berkeley	21-24
Pitt. vs. Baltimore at Baltimore	31-10
Pitt. vs. New York Giants at Princeton	7-24
Pitt. vs. New Orleans at Pittsburgh	24-13
Pitt. vs. Dallas at Dallas	16-17

1974 Record: 6-0

Pitt. vs. New Orleans at New Orleans	26-7
Pitt. vs. Chicago at Pittsburgh	50-21
Pitt. vs. Philadelphia at Philadelphia (ot)	33-30
Pitt. vs. New York Giants at Pittsburgh	17-7
Pitt. vs. Washington at Washington	21-19
Pitt. vs. Dallas at Dallas	41-15

1973 Record: 4-2

Pitt. vs. Baltimore at Pittsburgh	34-7
Pitt. vs. Minnesota at Bloomington	6-10
Pitt. vs. Philadelphia at Pittsburgh	17-3
Pitt. vs. New York Giants at New York	24-29
Pitt. vs. Green Bay at Green Bay	30-22
Pitt. vs. Atlanta at Pittsburgh	19-0

1972 Record: 4-1-1

Pitt. vs. New York Giants at Pittsburgh	28-10
Pitt. vs. New York Jets at Seattle	22-3
Pitt. vs. Atlanta at Atlanta	31-17
Pitt. vs. Baltimore at Tampa	13-16
Pitt. vs. New Orleans at Memphis	56-7
Pitt. vs. Washington at Pittsburgh	10-10

1971 Record: 3-2

Pitt. vs. Green Bay at Green Bay	16-13
Pitt. vs. Cincinnati at Cincinnati	13-20
Pitt. vs. Minnesota at Pittsburgh	21-26
Pitt. vs. New York Jets at Cleveland	35-21
Pitt. vs. New York Giants at New York	20-3

1970 Record: 4-1

Pitt. vs. Miami at Jacksonville	10-16
Pitt. vs. Minnesota at Bloomington	20-13
Pitt. vs. New York Giants at Pittsburgh	21-6
Pitt. vs. Boston at Shreveport	31-3
Pitt. vs. Oakland at Oakland	20-6

1969 Record: 2-3

Pitt. vs. St. Louis at Norfolk, Va.	12-27
Pitt. vs. New Orleans at Baton Rouge, La.	34-24
Pitt. vs. Cincinnati at Pittsburgh	13-23
Pitt. vs. Green Bay at Green Bay	19-31
Pitt. vs. New York Giants at Montreal	17-13

1968 Record: 1-4

Pitt. vs. St. Louis at St. Louis	7-24
Pitt. vs. San Diego at San Diego	36-33
Pitt. vs. Cincinnati at Morgantown, WV	3-19
Pitt. vs. Green Bay at Milwaukee	17-21
Pitt. vs. Washington at Norfolk, Va.	17-24

1967 Record: 2-3

Pitt. vs. Green Bay at Green Bay	20-31
Pitt. vs. New Orleans at Baton Rouge, La.	17-20
Pitt. vs. St. Louis at Nashville	24-13
Pitt. vs. San Diego at San Diego	16-7
Pitt. vs. Washington at Norfolk, Va.	10-16

1966 Record: 1-4

Pitt. vs. New York Giants at Ithaca, NY	14-16
Pitt. vs. Minnesota at Portland	6-35
Pitt. vs. San Francisco at Portland	34-17
Pitt. vs. Green Bay at Green Bay	6-17
Pitt. vs. Cleveland at Birmingham, Ala.	10-14

1965 Record: 0-5

Pitt. vs. Minnesota at Atlanta	21-31
Pitt. vs. New York Giants at New Haven, Ct.	7-16
Pitt. vs. Baltimore at Atlanta	10-38
Pitt. vs. San Francisco at Providence	9-23
Pitt. vs. Cleveland at Akron	16-28

Steelers vs. NFL Opponents

(All-Time Record: 565-5-21)



ARIZONA CARDINALS

Steelers won 33, lost 23, tied 3 (Home: 21-8-1, Road: 11-15-2, Neutral: 1-0)

STEELERS				CARDINALS				STEELERS				CARDINALS				STEELERS				CARDINALS			
1933	14	13	[W]	1954 h	20	17	[W]	1964	30	34	[L]												
1935 h	17	13	[W]	1955 h	14	7	[W]	1964 h	20	21	[L]												
1936	6	14	[L]	1955	13	27	[L]	1965 h	7	20	[L]												
1937 h	7	13	[L]	1956 h	14	7	[W]	1965	17	21	[L]												
1939 h	0	10	[L]	1956	27	38	[L]	1966 h	30	9	[W]												
1940 h	7	7	[T]	1957 h	29	20	[W]	1966	3	6	[L]												
1942 h	19	3	[W]	1957	27	2	[W]	1967 h	14	28	[L]												
1943 h	34	13	[W]	1958	27	20	[W]	1967	14	14	[T]												
1945 h	23	0	[W]	1958 h	38	21	[W]	1968	28	28	[T]												
1946 h	14	7	[W]	1959	24	45	[L]	1968 h	10	20	[L]												
1948 h	7	24	[L]	1959 h	35	20	[W]	1969 h	14	27	[L]												
1950	28	17	[W]	1960 h	27	14	[W]	1969	10	47	[L]												
1950 h	28	7	[W]	1960	7	38	[L]	1972	25	19	[W]												
1951	28	14	[W]	1961 h	30	27	[W]	1979	24	21	[W]												
1952	34	28	[W]	1961	0	20	[L]	1985 h	23	10	[W]												
1952 h	17	14	[W]	1962	26	17	[W]	1988	14	31	[L]												
1953 h	31	28	[W]	1962 h	19	7	[W]	1994	17	20	ot[L]												
1953	21	17	[W]	1963 h	23	10	[W]	1997	26	20	ot[W]												
1954	14	17	[L]	1963	23	24	[L]	2003 h	28	15	[W]												
Franchise moved from Chicago to St. Louis after 1959 season.								2007				14				21				[L]			
Franchise moved from St. Louis to Phoenix after 1982 season.								2008***				27				23				[W]			

Franchise moved from Chicago to St. Louis after 1959 season.

Franchise moved from St. Louis to Phoenix after 1987 season.



ATLANTA FALCONS

Steelers won 11, lost 2, tied 1 (Home: 5-0-1, Road: 6-2)

STEELERS				FALCONS				STEELERS				FALCONS				STEELERS				FALCONS			
1966	57	33	[W]	1978 h	31	7	[W]	1993	45	17	[W]	1968	41	21	[W]	1981	34	20	[W]	1996	20	17	[W]
1968	41	21	[W]	1981	34	20	[W]	1996	20	17	[W]	1970	16	27	[L]	1984 h	35	10	[W]	1999 h	13	9	[W]
1970	16	27	[L]	1984 h	35	10	[W]	1999 h	13	9	[W]	1974 h	24	17	[W]	1987	28	12	[W]	2002 h	34	34	ot[T]
1974 h	24	17	[W]	1987	28	12	[W]	2002 h	34	34	ot[T]					1990 h	21	9	[W]	2006	38	41	ot[L]



BALTIMORE RAVENS

Steelers won 19, lost 11 (Home: 12-4, Road: 7-7)

STEELERS			RAVENS			STEELERS			RAVENS			STEELERS			RAVENS		
1996 h	31	17	[W]	2001 h	10	13	[L]	2005 h	20	19	[W]						
1996	17	31	[L]	2001	26	21	[W]	2005	13	16	ot[L]						
1997	42	34	[W]	2001 h*	27	10	[W]	2006	0	27	[L]						
1997 h	37	0	[W]	2002	31	18	[W]	2006 h	7	31	[L]						
1998	20	13	[W]	2002 h	34	31	[W]	2007 h	38	7	[W]						
1998 h	16	6	[W]	2003 h	34	15	[W]	2007	21	27	[L]						
1999	23	20	[W]	2003	10	13	ot[L]	2008 h	23	20	ot[W]						
1999 h	24	31	[L]	2004	13	30	[L]	2008	13	9	[W]						
2000 h	0	16	[L]	2004 h	20	7	[W]	2008 h**	23	14	[W]						
2000	9	6	[W]					2009	17	20	ot[L]						
								2009h	23	20	[W]						



BUFFALO BILLS

Steelers won 13, lost 9 (Home: 9-2, Road: 4-7)

STEELERS				BILLS				STEELERS				BILLS				STEELERS				BILLS															
1970 h	23	10	[W]	1985 h	30	24	[W]	1994 h	23	10	[W]	1972	38	21	[W]	1986	12	16	[L]	1995 h*	40	21	[W]	1974 h*	32	14	[W]	1988	28	36	[L]	1996 h	24	6	[W]
1975 h	21	30	[L]	1991	34	52	[L]	1999	21	24	[L]	1978	28	17	[W]	1992	20	28	[L]	2001	20	3	[W]	1979 h	28	0	[W]	1992 h*	3	24	[L]	2004	29	24	[W]
1980	13	28	[L]	1993 h	23	0	[W]	2007 h	26	3	[W]	1982	0	13	[L]																				

+ Playoff Bowl • * Playoff Game • ** AFC Championship Game • *** Super Bowl



Steelers vs. NFL Opponents

(All-Time Record: 565-528-21)



CAROLINA PANTHERS

Steelers won 3, lost 1 (Home: 2-0, Road: 1-1)

	STEELERS	PANTHERS		STEELERS	PANTHERS		STEELERS	PANTHERS			
1996	14	18	[L]	1999 h	30	20	[W]	2002 h	30	14	[W]
								2006	37	3	[W]



CHICAGO BEARS

Steelers won 7, lost 20, tied 1 (Home: 6-8-1, Road: 1-12)


STEELERS				BEARS				STEELERS				BEARS			
1934 h	0	28	[L]	1944 h	7	49	[L]	1971	15	17	[L]				
1935 h	7	23	[L]	1945 h	7	28	[L]	1975 h	34	3	[W]				
1936 h	9	27	[L]	1947	7	49	[L]	1980 h	38	3	[W]				
1936	6	26	[L]	1949	21	30	[L]	1986	10	13	ot[L]				
1937 h	0	7	[L]	1958 h	24	10	[W]	1989 h	0	20	[L]				
1939 h	0	32	[L]	1959	21	27	[L]	1992	6	30	[L]				
1941	7	34	[L]	1963 h	17	17	[T]	1995	37	34	ot[W]				
1943	21	48	[L]	1967 h	41	13	[W]	1998 h	17	12	[W]				
1944	7	34	[L]	1969	7	38	[L]	2005 h	21	9	[W]				
								2009	14	17	[L]				



CINCINNATI BENGALS

Steelers won 48, lost 32 (Home: 26-14, Road: 22-18)

	STEELERS			BENGALS				STEELERS			BENGALS			
1970 h	21	10	[W]	1983 h	10	23	[L]	1996	24	34	[L]			
1970	7	34	[L]	1984 h	38	17	[W]	1997	26	10	[W]			
1971 h	21	10	[W]	1984	20	22	[L]	1997 h	20	3	[W]			
1971	21	13	[W]	1985 h	24	37	[L]	1998	20	25	[L]			
1972	10	15	[L]	1985	21	26	[L]	1998 h	24	25	[L]			
1972 h	40	17	[W]	1986	22	24	[L]	1999	17	3	[W]			
1973	7	19	[L]	1986 h	30	9	[W]	1999 h	20	27	[L]			
1973 h	20	13	[W]	1987 h	23	20	[W]	2000 h	15	0	[W]			
1974	10	17	[L]	1987	30	16	[W]	2000	48	28	[W]			
1974 h	27	3	[W]	1988 h	12	17	[L]	2001 h	16	7	[W]			
1975	30	24	[W]	1988	7	42	[L]	2001	23	26	ot[L]			
1975 h	35	14	[W]	1989	10	41	[L]	2002	34	7	[W]			
1976 h	23	6	[W]	1989 h	16	26	[L]	2002 h	29	21	[W]			
1976	7	3	[W]	1990	3	27	[L]	2003	17	10	[W]			
1977 h	20	14	[W]	1990 h	12	16	[L]	2003 h	20	24	[L]			
1977	10	17	[L]	1991	33	27	ot[W]	2004 h	28	17	[W]			
1978	28	3	[W]	1991 h	17	10	[W]	2004	19	14	[W]			
1978 h	7	6	[W]	1992 h	20	0	[W]	2005	27	13	[W]			
1979	10	34	[L]	1992	21	9	[W]	2005 h	31	38	[L]			
1979 h	37	17	[W]	1993 h	34	7	[W]	2005*	31	17	[W]			
1980	28	30	[L]	1993	24	16	[W]	2006 h	20	28	[L]			
1980 h	16	17	[L]	1994 h	14	10	[W]	2006	23	17	ot[W]			
1981	7	34	[L]	1994	38	15	[W]	2007	24	13	[W]			
1981 h	10	17	[L]	1995 h	9	27	[L]	2007 h	24	10	[W]			
1982 h	26	20	ot[W]	1995	49	31	[W]	2008	38	10	[W]			
1983	24	14	[W]	1996 h	20	10	[W]	2008 h	27	10	[W]			
								2009	20	23	[L]			
								2009h	12	18	[L]			

 CLEVELAND BROWNS



CLEVELAND BROWNS

Steelers won 60, lost 56 (Home: 38-21, Road: 22-35)

	STEELERS	BROWNS		STEELERS	BROWNS		STEELERS	BROWNS			
1950 h	17	30	[L]	1954	7	42	[L]	1959 h	17	7	[W]
1950	7	45	[L]	1955	14	41	[L]	1959	21	20	[W]
1951	0	17	[L]	1955 h	7	30	[L]	1960	20	28	[L]
1951 h	0	28	[L]	1956 h	10	14	[L]	1960 h	14	10	[W]
1952 h	20	21	[L]	1956	24	16	[W]	1961 h	28	30	[L]
1952	28	29	[L]	1957 h	12	23	[L]	1961	17	13	[W]
1953	16	34	[L]	1957	0	24	[L]	1962 h	14	41	[L]
1953 h	16	20	[L]	1958 h	12	45	[L]	1962	14	35	[L]
1954 h	55	27	[W]	1958	10	27	[L]	1963	23	35	[L]
+ Playoff Bowl • * Playoff Game • ** AFC Championship Game • *** Super Bowl							1963 h	9	7	[W]	


+ Playoff Bowl • * Playoff Game • ** AFC Championship Game • *** Super Bowl

Steelers vs. NFL Opponents

(All-Time Record: 565-528-21)

CLEVELAND BROWNS *Continued***Steelers won 60, lost 50** (Home: 38-21, Road: 22-35)

STEELERS			BROWNS			STEELERS			BROWNS			STEELERS			BROWNS		
1964	23	7	[W]	1978 h	15	9	ot[W]	1992 h	23	13	[W]	1993	23	28	[L]		
1964 h	17	30	[L]	1978	34	14	[W]	1993 h	16	9	[W]	1994	17	10	[W]		
1965	19	24	[L]	1979	51	35	[W]	1994 h	17	7	[W]	1994 h*	29	9	[W]		
1965 h	21	42	[L]	1979 h	33	30	ot[W]	1995 h	20	3	[W]	1995	20	17	[W]		
1966	10	41	[L]	1980	26	27	[L]	1995	20	17	[W]	1999	43	0	[W]		
1966 h	16	6	[W]	1980 h	16	13	[W]	1999 h	15	16	[L]	2000	20	23	[L]		
1967	10	21	[L]	1981 h	13	7	[W]	2000 h	22	0	[W]	2001	15	12	ot[W]		
1967 h	14	34	[L]	1981	32	10	[W]	2001 h	28	7	[W]	2002 h	16	13	ot[W]		
1968	24	31	[L]	1982	9	10	[L]	2002	23	20	[W]	2002 h*	36	33	[W]		
1968 h	24	45	[L]	1982 h	37	21	[W]	2002 h	16	13	[L]	2003 h	13	33	[L]		
1969	31	42	[L]	1983 h	44	17	[W]	2003	13	6	[W]	2004 h	34	23	[W]		
1969 h	3	24	[L]	1983	17	30	[L]	2004	24	10	[W]	2004	24	10	[W]		
1970	7	15	[L]	1984	10	20	[W]	2005 h	34	21	[W]	2005	41	0	[W]		
1970 h	28	9	[W]	1984 h	23	20	[W]	2006	24	20	[W]	2006 h	27	7	[W]		
1971	17	27	[L]	1985	7	17	[L]	2007	34	7	[W]	2007	34	7	[W]		
1971 h	26	9	[W]	1985 h	10	9	[W]	2007 h	31	28	[W]	2008	10	6	[W]		
1972	24	26	[L]	1986 h	24	27	[L]	2008 h	31	0	[W]	2009 h	27	14	[W]		
1972 h	30	0	[W]	1986	31	37	ot[L]	2009	6	13	[L]	2009	6	13	[L]		
1973 h	33	6	[W]	1987	10	34	[L]										
1973	16	21	[L]	1987 h	13	19	[L]										
1974 h	20	16	[W]	1988 h	9	23	[L]										
1974	26	16	[W]	1988	7	27	[L]										
1975	42	6	[W]	1989 h	0	51	[L]										
1975 h	31	17	[W]	1989	17	7	[W]										
1976 h	31	14	[W]	1990	3	13	[L]										
1976	16	18	[L]	1990 h	35	0	[W]										
1977	28	14	[W]	1991	14	17	[L]										
1977 h	35	31	[W]	1991 h	17	10	[W]										
				1992	9	17	[L]										



DALLAS COWBOYS



DALLAS COWBOYS

Steelers won 15, lost 15 (Home: 8-6, Road: 5-8, Neutral: 2-1)

STEELERS			COWBOYS			STEELERS			COWBOYS			STEELERS			COWBOYS		
1960	35	28	[W]	1965	17	24	[L]	1979 h	14	3	[W]						
1961	24	27	[L]	1966	21	52	[L]	1982	36	28	[W]						
1961 h	37	7	[W]	1966 h	7	20	[L]	1985	13	27	[L]						
1962	30	28	[W]	1967 h	21	24	[L]	1988 h	24	21	[W]						
1962 h	27	42	[L]	1968	7	28	[L]	1991	10	20	[L]						
1963 h	27	21	[W]	1969 h	7	10	[L]	1994 h	9	26	[L]						
1963	24	19	[W]	1972	13	17	[L]	1995***	17	27	[L]						
1964 h	23	17	[W]	1975***	21	17	[W]	1997 h	7	37	[L]						
1964	14	17	[L]	1977 h	28	13	[W]	2004	24	20	[W]						
1965 h	22	13	[W]	1978***	35	31	[W]	2008 h	20	13	[W]						



DENVER BRONCOS

Steelers won 10, lost 16, tied 1 (Home: 5-7, Road: 5-9-1)

STEELERS				BRONCOS				STEELERS				BRONCOS				STEELERS				BRONCOS																							
1970	13	16	[L]	1979 h	42	7	[W]	1991	13	20	[L]	1993	13	37	[L]	1997 h	35	24	[W]	1997 h**	21	24	[L]	2003	14	17	[L]	2005**	34	17	[W]	2006 h	20	31	[L]	2007	28	31	[L]	2009	28	10	[W]
1971 h	10	22	[L]	1983 h	10	14	[L]	1993	13	37	[L]	1997 h	35	24	[W]	1997 h**	21	24	[L]	2003	14	17	[L]	2005**	34	17	[W]	2006 h	20	31	[L]	2007	28	31	[L]	2009	28	10	[W]				
1973 h	13	23	[L]	1984*	24	17	[W]	1997 h	35	24	[W]	1997 h**	21	24	[L]	2003	14	17	[L]	2005**	34	17	[W]	2006 h	20	31	[L]	2007	28	31	[L]	2009	28	10	[W]								
1974	35	35	ot[T]	1985 h	23	31	[L]	1997 h**	21	24	[L]	2003	14	17	[L]	2005**	34	17	[W]	2006 h	20	31	[L]	2007	28	31	[L]	2009	28	10	[W]												
1975 h	20	9	[W]	1986 h	10	21	[L]	2003	14	17	[L]	2005**	34	17	[W]	2006 h	20	31	[L]	2007	28	31	[L]	2009	28	10	[W]																
1977	7	21	[L]	1988 h	39	21	[W]	2005**	34	17	[W]	2006 h	20	31	[L]	2007	28	31	[L]	2009	28	10	[W]																				
1977*	21	34	[L]	1989	7	34	[L]	2006 h	20	31	[L]	2007	28	31	[L]	2009	28	10	[W]																								
1978	21	17	[W]	1989*	23	24	[L]	2007	28	31	[L]	2009	28	10	[W]																												
1978 h*	33	10	[W]	1990	34	17	[W]																																				



Steelers vs. NFL Opponents

(All-Time Record: 565-528-21)



DETROIT LIONS

Steelers won 16, lost 17, tied 1 (Home: 11-3-1, Road: 5-13, Neutral: 0-1)

STEELERS				LIONS				STEELERS				LIONS				STEELERS				LIONS			
1934	7	40	[L]	1948	14	17	[L]	1967	24	14	[W]												
1936	3	28	[L]	1949 h	14	7	[W]	1969 h	16	13	[W]												
1937	3	7	[L]	1950	7	10	[L]	1973 h	24	10	[W]												
1938	7	16	[L]	1952 h	6	31	[L]	1983	3	45	[L]												
1940	10	7	[W]	1953	21	38	[L]	1986 h	27	17	[W]												
1942	35	7	[W]	1955 h	28	31	[L]	1989	23	3	[W]												
1943 h	35	34	[W]	1956	7	45	[L]	1992 h	17	14	[W]												
1944 h	6	27	[L]	1959 h	10	10	[T]	1995 h	23	20	[W]												
1944	7	21	[L]	1962	7	45	[L]	1998	16	19	ot[L]												
1946	7	17	[L]	1962+	10	17	[L]	2001 h	47	14	[W]												
1947 h	17	10	[W]	1966 h	17	3	[W]	2005 h	35	21	[W]												
								2009	28	20	[W]												



GREEN BAY PACKERS

Steelers won 14, lost 21 (Home: 7-9, Road: 7-12)

STEELERS				PACKERS				STEELERS				PACKERS				STEELERS				PACKERS			
1933	0	47	[L]	1946	7	17	[L]	1965 h	9	41	[L]	1978	24	17	[W]	2001	20	10	[W]	2005	20	10	[W]
1935	0	27	[L]	1947	18	17	[W]	1967	24	17	[W]	1979	24	17	[W]	2002	20	10	[W]	2006	20	10	[W]
1935 h	14	34	[L]	1948 h	38	7	[W]	1969 h	34	38	[L]	1980	22	20	[W]	2003	37	36	[W]	2007	37	36	[W]
1936	10	42	[L]	1949	30	7	[W]	1970 h	12	20	[L]	1981	25	21	[W]	2004	37	36	[W]	2008	37	36	[W]
1938	0	20	[L]	1951	33	35	[L]	1975	16	13	[W]	1982	25	21	[W]	2009	37	36	[W]	2009 h	37	36	[W]
1940	3	24	[L]	1951 h	28	7	[W]	1980 h	22	20	[W]	1983	25	21	[W]								
1941 h	7	54	[L]	1953 h	31	14	[W]	1983	25	21	[W]	1986 h	27	3	[W]								
1942	21	24	[L]	1954	21	20	[W]	1986 h	27	3	[W]	1992	3	17	[L]								
1943 h	28	38	[L]	1957 h	10	27	[L]	1992	3	17	[L]	1995	19	24	[L]								
1944	7	34	[L]	1960 h	13	19	[L]	1998 h	27	20	[W]	2000	20	10	[W]								
1944 h	20	35	[L]	1963	14	33	[L]	2005	20	10	[W]	2009 h	37	36	[W]								



HOUSTON TEXANS

Steelers won 2, lost 1 (Home: 1-1, Road: 1-0)

STEELERS				TEXANS				STEELERS				TEXANS			
2002 h	6	24	[L]	2005	27	7	[W]	2008	38	17	[W]				



INDIANAPOLIS COLTS

Steelers won 19, lost 6 (Home: 13-2, Road: 6-4)

STEELERS				COLTS				STEELERS				COLTS			
1950 h	17	7	[W]	1978 h	35	13	[W]	1992 h	30	14	[W]				
1957	19	13	[W]	1979 h	17	13	[W]	1994 h	31	21	[W]				
1968 h	7	41	[L]	1980	20	17	[W]	1995 h**	20	16	[W]				
1971	21	34	[L]	1983	24	13	[W]	1996 h*	42	14	[W]				
1974 h	30	0	[W]	1984	16	17	[L]	1997 h	24	22	[W]				
1975 h*	28	10	[W]	1985 h	45	3	[W]	2002 h	28	10	[W]				
1976*	40	14	[W]	1987 h	21	7	[W]	2005	7	26	[L]				
1977	21	31	[L]	1991	21	3	[W]	2005*	21	18	[W]				
Franchise moved from Baltimore to Indianapolis after 1983 season.								2008	20	24	[L]				

Franchise moved from Baltimore to Indianapolis after 1983 season.



JACKSONVILLE JAGUARS

Steelers won 9, lost 12 (Home: 5-5, Road: 4-7)

STEELERS				JAGUARS				STEELERS				JAGUARS			
1995	16	20	[L]	1998	3	21	[L]	2002	25	23	[W]				
1995 h	24	7	[W]	1999 h	3	17	[L]	2004	17	16	[W]				
1996	9	24	[L]	1999	6	20	[L]	2005 h	17	23	ot[L]				
1996 h	28	3	[W]	2000	23	13	[W]	2006	0	9	[L]				
1997	21	30	[L]	2000 h	24	34	[L]	2007 h	22	29	[L]				
1997 h	23	17	ot[W]	2001	3	21	[L]	2007 h*	29	31	[L]				
1998 h	30	15	[W]	2001 h	20	7	[W]	2008	26	21	[W]				

Steelers vs. NFL Opponents

(All-Time Record: 565-528-21)



KANSAS CITY CHIEFS

Steelers won 17, lost 10 (Home: 8-4, Road: 9-6)

STEELERS				CHIEFS				STEELERS				CHIEFS				STEELERS				CHIEFS																																																																																																																																																																																																																																																																																																																																																																																																																																																																																																																																																																																																																																																																																																																																																																																																																																																																																																																																																																																																																																																																																																																																																																																																																																																																																																																																																																										
1970 h	14	31	[L]	1981 h	33	37	[L]	1993*	24	27																																																																																																																																																																																																																																																																																																																																																																																																																																																																																																																																																																																																																																																																																																																																																																																																																																																																																																																																																																																																																																																																																																																																																																																																																																																																																																																																																																																				</



MIAMI DOLPHINS

Steelers won 12, lost 11 (Home: 7-3, Road: 5-8)

STEELERS				DOLPHINS				STEELERS				DOLPHINS				STEELERS				DOLPHINS			
1971	21	24	[L]	1984**	28	45	[L]	1995	10	23	[L]	1972 h**	17	21	[L]	1985	20	24	[L]	1996	24	17	[W]
1973	26	30	[L]	1987	24	35	[L]	1998	0	21	[L]	1976 h	14	3	[W]	1988 h	40	24	[W]	2004	13	3	[W]
1979 h*	34	14	[W]	1989	34	14	[W]	2006 h	28	17	[W]	1980 h	23	10	[W]	1990 h	6	28	[L]	2007 h	3	0	[W]
1981	10	30	[L]	1993	21	20	[W]	2009	30	24	[W]	1984 h	7	31	[L]	1994 h	16	13	ot[W]				



MINNESOTA VIKINGS

Steelers won 8, lost 8 (Home: 5-4, Road: 2-4, Neutral: 1-0)

STEELERS				VIKINGS				STEELERS				VIKINGS				STEELERS				VIKINGS											
1962 h	39	31	[W]	1974***	16	6	[W]	1989 h	27	14	[W]	1992 h	3	6	[L]	1995 h	24	44	[L]	2001 h	21	16	[W]	2005	18	3	[W]	2009h	27	17	[W]
1964	10	30	[L]	1976	6	17	[L]	1992 h	3	6	[L]	1995 h	24	44	[L]	2001 h	21	16	[W]	2005	18	3	[W]	2009h	27	17	[W]				
1967 h	27	41	[L]	1980	23	17	[W]	1992 h	3	6	[L]	1995 h	24	44	[L]	2001 h	21	16	[W]	2005	18	3	[W]	2009h	27	17	[W]				
1969	14	52	[L]	1983 h	14	17	[L]	1992 h	3	6	[L]	1995 h	24	44	[L]	2001 h	21	16	[W]	2005	18	3	[W]	2009h	27	17	[W]				
1972 h	23	10	[W]	1986	7	31	[L]	1992 h	3	6	[L]	1995 h	24	44	[L]	2001 h	21	16	[W]	2005	18	3	[W]	2009h	27	17	[W]				



NEW ENGLAND PATRIOTS

Steelers won 14, lost 10 (Home: 10-7, Road: 4-3)

STEELERS			PATRIOTS			STEELERS			PATRIOTS			STEELERS			PATRIOTS				
1972 h	33	3	[W]	1989 h	28	10	[W]	1998 h	9	23	[L]	2007	13	34	[L]	2008	33	10	[W]
1974	21	17	[W]	1990 h	24	3	[W]	2001 h**	17	24	[L]								
1976 h	27	30	[L]	1991 h	20	6	[W]	2002	14	30	[L]								
1979	16	13	ot[W]	1993 h	17	14	[W]	2004 h	34	20	[W]								
1981 h	27	21	ot[W]	1995 h	41	27	[W]	2004 h**	27	41	[L]								
1982 h	37	14	[W]	1996*	3	28	[L]	2005 h	20	23	[L]								
1983 h	23	28	[L]	1997	24	21	ot[W]	2007	13	34	[L]								
1986 h	0	34	[L]	1997 h*	7	6	[W]	2008	33	10	[W]								



NEW ORLEANS SAINTS

Steelers won 7, lost 6 (Home: 3-2, Road: 4-4)

	STEELERS	SAINTS		STEELERS	SAINTS		STEELERS	SAINTS			
1967	14	10	[W]	1978 h	20	14	[W]	1990	9	6	[W]
1968 h	12	16	[L]	1981	20	6	[W]	1993 h	37	14	[W]
1968	14	24	[L]	1984	24	27	[L]	2002	29	32	[L]
1969	24	27	[L]	1987 h	16	20	[L]	2006 h	38	31	[W]
1974	28	7	[W]								



Steelers vs. NFL Opponents

(All-Time Record: 565-528-21)



NEW YORK GIANTS

Steelers won 29, lost 46, tied 3 (Home: 14-22-3, Road: 15-24)

STEELERS			GIANTS			STEELERS			GIANTS			STEELERS			GIANTS		
1933 h	2	23	[L]	1947	38	21	[W]	1960	24	27	[L]	1961	14	17	[L]		
1933	3	27	[L]	1947 h	24	7	[W]	1961 h	14	17	[L]	1961	21	42	[L]		
1934 h	12	14	[L]	1948	27	34	[L]	1961	21	42	[L]	1962 h	27	31	[L]		
1934	7	17	[L]	1948 h	38	28	[W]	1962 h	27	31	[L]	1962	20	17	[W]		
1935 h	7	42	[L]	1949 h	28	7	[W]	1962	20	17	[W]	1963 h	31	0	[W]		
1935	0	13	[L]	1949	21	17	[W]	1963 h	31	0	[W]	1963	17	33	[L]		
1936 h	10	7	[W]	1950 h	7	18	[L]	1963	17	33	[L]	1964 h	27	24	[W]		
1937 h	7	10	[L]	1950	17	6	[W]	1964 h	27	24	[W]	1964	44	17	[W]		
1937	0	17	[L]	1951 h	13	13	[T]	1964	44	17	[W]	1965 h	13	23	[L]		
1938 h	14	27	[L]	1951	0	14	[L]	1965 h	13	23	[L]	1965	10	35	[L]		
1938	13	10	[W]	1952 h	63	7	[W]	1965	10	35	[L]	1966 h	34	34	[T]		
1939 h	7	14	[L]	1953 h	24	14	[W]	1966 h	34	34	[T]	1966	47	28	[W]		
1939	7	23	[L]	1953	14	10	[W]	1966	47	28	[W]	1967 h	24	27	[L]		
1940 h	10	10	[T]	1954 h	6	30	[L]	1967 h	24	27	[L]	1967	20	28	[L]		
1940	0	12	[L]	1954	3	24	[L]	1967	20	28	[L]	1968 h	20	34	[L]		
1941 h	10	37	[L]	1955 h	30	23	[W]	1968 h	20	34	[L]	1969	7	10	[L]		
1941	7	28	[L]	1955	19	17	[W]	1969	7	10	[L]	1969 h	17	21	[L]		
1942 h	13	10	[W]	1956	10	38	[L]	1969	17	21	[L]	1971 h	17	13	[W]		
1942	17	9	[W]	1956 h	14	17	[L]	1971 h	17	13	[W]	1976	27	0	[W]		
1943 h	28	14	[W]	1957	0	35	[L]	1976	27	0	[W]	1985	10	28	[L]		
1943	14	42	[L]	1957 h	21	10	[W]	1985	10	28	[L]	1991 h	20	23	[L]		
1944	0	23	[L]	1958	6	17	[L]	1991 h	20	23	[L]	1994	10	6	[W]		
1945 h	6	34	[L]	1958 h	31	10	[W]	1994	10	6	[W]	2000	10	30	[L]		
1945	21	7	[W]	1959 h	16	21	[L]	2000	10	30	[L]	2004	33	30	[W]		
1946 h	14	17	[L]	1959	14	9	[W]	2004	33	30	[W]	2008 h	14	21	[L]		
1946	0	7	[L]	1960 h	17	19	[L]	2008 h	14	21	[L]						



NEW YORK JETS

Steelers won 16, lost 3 (Home: 7-0, Road: 9-3)

STEELERS				JETS				STEELERS				JETS				STEELERS				JETS															
1970 h	21	17	[W]	1983	34	7	[W]	1992 h	27	10	[W]	2000	20	3	[W]	2001 h	18	7	[W]	2003	0	6	[L]	2004 h	17	6	[W]	2004 h*	20	17	ot[W]	2007	16	19	ot[L]
1973 h	26	14	[W]	1984	23	17	[W]	2000	20	3	[W]	2001 h	18	7	[W]	2003	0	6	[L]	2004 h	17	6	[W]	2004 h*	20	17	ot[W]	2007	16	19	ot[L]				
1975	20	7	[W]	1986	45	24	[W]	2001 h	18	7	[W]	2003	0	6	[L]	2004 h	17	6	[W]	2004 h*	20	17	ot[W]	2007	16	19	ot[L]								
1977	23	20	[W]	1988	20	24	[L]	2003	0	6	[L]	2004 h	17	6	[W]	2004 h*	20	17	ot[W]	2007	16	19	ot[L]												
1978	28	17	[W]	1989	13	0	[W]	2004 h	17	6	[W]	2004 h*	20	17	ot[W]	2007	16	19	ot[L]																
1981 h	38	10	[W]	1990	24	7	[W]	2004 h*	20	17	ot[W]	2007	16	19	ot[L]																				



OAKLAND RAIDERS

Steelers won 13, lost 12 (Home: 6-5, Road: 5-8)

	STEELERS	RAIDERS		STEELERS	RAIDERS		STEELERS	RAIDERS			
1970	14	31	[L]	1976	28	31	[L]	1994	21	3	[W]
1972 h	34	28	[W]	1976**	7	24	[L]	1995	29	10	[W]
1972 h*	13	7	[W]	1977 h	7	16	[L]	2000 h	21	20	[W]
1973	17	9	[W]	1980 h	34	45	[L]	2002 h	17	30	[L]
1973*	14	33	[L]	1981	27	30	[L]	2003 h	27	7	[W]
1974 h	0	17	[L]	1983*	10	38	[L]	2004 h	24	21	[W]
1974**	24	13	[W]	1984	13	7	[W]	2006	13	20	[L]
1975 h**	16	10	[W]	1990	3	20	[L]	2009 h	24	27	[L]

Franchise moved from Oakland to Los Angeles after 1981 season, and moved back to Oakland after 1994 season



PHILADELPHIA EAGLES

Steelers won 26, lost 47, tied 3 (Home: 17-19-1, Road: 8-26-2, Neutral: 1-2)

	STEELERS	EAGLES		STEELERS	EAGLES		STEELERS	EAGLES			
1933	6	25	[L]	1936 h	17	0	[W]	1938 3	7	14	[L]
1934 h	0	17	[L]	1936 1	6	0	[W]	1939	14	17	[L]
1934	9	7	[W]	1937 h	27	14	[W]	1939 h	24	12	[W]
1935	17	7	[W]	1937 h	16	7	[W]	1940 h	7	3	[W]
1935 h	6	17	[L]	1938 2	7	27	[L]	1940	0	7	[W]

+ Playoff Bowl • * Playoff Game • ** AFC Championship Game • *** Super Bowl

1-Johnstown, Pa., 2-Buffalo, N.Y., 3-Charleston, W.V.

Steelers vs. NFL Opponents

(All-Time Record: 565-528-21)

PHILADELPHIA EAGLES *Continued***Steelers won 26, lost 47, tied 3** (Home: 17-19-1, Road: 8-26-2, Neutral: 1-2)

STEELERS	EAGLES		STEELERS	EAGLES		STEELERS	EAGLES	
1941 h	7	10 [L]	1952	21	26 [L]	1963	21	21 [T]
1941	7	7 [T]	1953	7	23 [L]	1963 h	20	20 [T]
1942 h	14	24 [L]	1953 h	7	35 [L]	1964	7	21 [L]
1942	14	0 [W]	1954	22	24 [L]	1964 h	10	34 [L]
1945 h	3	45 [L]	1955 h	13	7 [W]	1965	20	14 [W]
1945	6	30 [L]	1955	0	24 [L]	1965 h	13	47 [L]
1946 h	10	7 [W]	1956 h	21	35 [L]	1966 h	14	31 [L]
1946	7	10 [L]	1956	7	14 [L]	1966	23	27 [L]
1947 h	35	24 [W]	1957 h	6	0 [W]	1967	24	34 [L]
1947	0	21 [L]	1957	6	7 [L]	1968 h	6	3 [W]
1947 h +	0	21 [L]	1958 h	24	3 [W]	1969	27	41 [L]
1948 h	7	34 [L]	1958	31	24 [W]	1970	20	30 [L]
1948	0	17 [L]	1959	24	28 [L]	1974 h	27	0 [W]
1949 h	7	38 [L]	1959 h	31	0 [W]	1979	14	17 [L]
1949	17	34 [L]	1960	7	34 [L]	1988 h	26	27 [L]
1950 h	10	17 [L]	1960 h	27	21 [W]	1991	14	23 [L]
1950	9	7 [W]	1961	16	21 [L]	1994 h	14	3 [W]
1951 h	13	34 [L]	1961 h	24	35 [L]	1997	20	23 [L]
1951	17	13 [W]	1962 h	13	7 [W]	2000 h	23	26 [L]
1952 h	25	31 [L]	1962	26	17 [W]	2004 h	27	3 [W]
						2008	6	15 [L]

1-Johnstown, Pa., 2-Buffalo, N.Y., 3-Charleston, W.V.



ST. LOUIS RAMS

Steelers won 7, lost 17, tied 2 (Home: 5-6-1, Road: 1-11-1, Neutral: 1-0)

STEELERS	RAMS		STEELERS	RAMS		STEELERS	RAMS	
1938	7	13 [L]	1952	14	28 [L]	1978	7	10 [L]
1939	14	14 [T]	1955	26	27 [L]	1979***	31	19 [W]
1941	14	17 [L]	1956 h	30	13 [W]	1981 h	24	0 [W]
1944 h	28	30 [L]	1961	14	24 [L]	1984 h	24	14 [W]
1944 h	6	33 [L]	1964 h	14	26 [L]	1987	21	31 [L]
1947 h	7	48 [L]	1968	10	45 [L]	1990 h	41	10 [W]
1948	14	31 [L]	1971 h	14	23 [L]	1993	0	27 [L]
1949 h	7	7 [T]	1975	3	10 [L]	1996 h	42	6 [W]
						2003 h	21	33 [L]
						2007	41	24 [W]

Franchise moved from Cleveland to Los Angeles after 1945 season.

Franchise moved to St. Louis after 1994 season.



SAN DIEGO CHARGERS

Steelers won 22, lost 8 (Home: 15-2, Road: 7-6)

STEELERS	CHARGERS		STEELERS	CHARGERS		STEELERS	CHARGERS	
1971 h	21	17 [W]	1984 h	52	24 [W]	1994 h**	13	17 [L]
1972	24	2 [W]	1985	44	54 [L]	1995 h	31	16 [W]
1973 h	38	21 [W]	1987	20	16 [W]	1996 h	16	3 [W]
1975	37	0 [W]	1988	14	20 [L]	2000	34	21 [W]
1976 h	23	0 [W]	1989 h	20	17 [W]	2003 h	40	24 [W]
1977	10	9 [W]	1990 h	36	14 [W]	2005	24	22 [W]
1979	7	35 [L]	1991 h	26	20 [W]	2006	13	23 [L]
1980	17	26 [L]	1992	23	6 [W]	2008 h	11	10 [W]
1982 h*	28	31 [L]	1993 h	16	3 [W]	2008 h*	35	24 [W]
1983 h	26	3 [W]	1994	34	37 [L]	2009 h	38	28 [W]

Franchise moved from Los Angeles to San Diego after 1960 season.



SAN FRANCISCO 49ERS

Steelers won 9, lost 10 (Home: 4-5, Road: 5-5)

STEELERS	49ERS		STEELERS	49ERS		STEELERS	49ERS	
1951 h	24	28 [L]	1968 h	28	45 [L]	1987 h	30	17 [W]
1952	24	7 [W]	1973	37	14 [W]	1990	7	27 [L]
1954	3	31 [L]	1977 h	27	0 [W]	1993 h	13	24 [L]
1958	20	23 [L]	1978	24	7 [W]	1996 h	15	25 [L]
1961 h	20	10 [W]	1981 h	14	17 [L]	1999	27	6 [W]
1965	17	27 [L]	1984	20	17 [W]	2003	14	30 [L]
						2007 h	37	16 [W]

+ Playoff Bowl • * Playoff Game • ** AFC Championship Game • *** Super Bowl



Steelers vs. NFL Opponents

(All-Time Record: 565-528-21)



SEATTLE SEAHAWKS

Steelers won 8, lost 8 (Home: 6-2, Road: 1-6, Neutral: 1-0)

STEELERS				SEAHAWKS				STEELERS				SEAHAWKS				STEELERS				SEAHAWKS											
1977 h	30	20	[W]	1986	0	30	[L]	1994	13	30	[L]	1998 h	13	10	[W]	1999 h	10	29	[L]	2003	16	23	[L]	2005***	21	10	[W]	2007 h	21	0	[W]
1978 h	21	10	[W]	1987 h	13	9	[W]	1998 h	13	10	[W]	1999 h	10	29	[L]	2003	16	23	[L]	2005***	21	10	[W]	2007 h	21	0	[W]				
1981	21	24	[L]	1991 h	7	27	[L]	1999 h	10	29	[L]	2003	16	23	[L]	2005***	21	10	[W]	2007 h	21	0	[W]								
1982	0	16	[L]	1992 h	20	14	[W]	2003	16	23	[L]	2005***	21	10	[W]	2007 h	21	0	[W]												
1983	27	21	[W]	1993	6	16	[L]	2005***	21	10	[W]	2007 h	21	0	[W]																



TAMPA BAY BUCCANEERS

Steelers won 7, lost 1 (Home: 3-0, Road: 4-1)

STEELERS				BUCCANEERS				STEELERS				BUCCANEERS			
1976 h	42	0	[W]	1983 h	17	12	[W]	2001	17	10	[W]				
1980	24	21	[W]	1989	31	22	[W]	2002	17	7	[W]				
				1998	3	16	[L]	2006	20	3	[W]				



TENNESSEE TITANS

Steelers won 42, lost 30 (Home: 25-11, Road: 17-20)

STEELERS				TITANS				STEELERS				TITANS				STEELERS				TITANS																																																																																																																																																																																																																																																																											
1970 h	7	19	[L]	1981 h	26	13	[W]	1993	3	23	[L]	1970	7	3	[W]	1981	20	21	[L]	1993 h	17	26	[L]	1971 h	23	16	[W]	1982	24	10	[W]	1994 h	30	14	[W]	1971	3	29	[L]	1983	40	28	[W]	1994	12	9	ot[W]	1972 h	24	7	[W]	1983 h	17	10	[W]	1995	34	17	[W]	1972	9	3	[W]	1984 h	35	7	[W]	1995 h	21	7	[W]	1973	36	7	[W]	1984	20	23	ot[L]	1996 h	30	16	[W]	1973 h	33	7	[W]	1985 h	20	0	[W]	1996	13	23	[L]	1974	13	7	[W]	1985	30	7	[W]	1997 h	37	24	[W]	1974 h	10	13	[L]	1986	22	16	ot[W]	1997	6	16	[L]	1975 h	24	17	[W]	1986 h	21	10	[W]	1998 h	31	41	[L]	1975	32	9	[W]	1987 h	3	23	[L]	1998	14	23	[L]	1976 h	32	16	[W]	1987	16	24	[L]	1999	10	16	[L]	1976	21	0	[W]	1988 h	14	34	[L]	1999 h	36	47	[L]	1977	10	27	[L]	1988	37	34	[W]	2000 h	20	23	[L]	1977 h	27	10	[W]	1989	0	27	[L]	2000	7	9	[L]	1978 h	17	24	[L]	1989 h	16	23	[L]	2001 h	34	7	[W]	1978	13	3	[W]	1989*	26	23	ot[W]	2001	34	24	[W]	1978 h**	34	5	[W]	1990 h	20	9	[W]	2002	23	31	[L]	1979 h	38	7	[W]	1990	14	34	[L]	2002*	31	34	ot[L]	1979	17	20	[L]	1991 h	26	14	[W]	2003	13	30	[L]	1979 h**	27	13	[W]	1991	6	31	[L]	2005 h	34	7	[W]	1980 h	31	17	[W]	1992	29	24	[W]	2008	14	31	[L]	1980	0	6	[L]	1992 h	21	20	[W]	2009 h	13	10	ot[W]

Franchise moved from Houston to Tennessee after 1996 season. Franchise changed from Oilers to Titans after 1998 season.



WASHINGTON REDSKINS

Steelers won 32, lost 43, tied 4 (Home: 19-22-1, Road: 13-21-3)

STEELERS				REDSKINS				STEELERS				REDSKINS			
1933 h	6	21	[L]	1939 h	14	21	[L]	1946 h	14	7	[W]				
1933	16	14	[W]	1940 h	10	40	[L]	1947	26	27	[L]				
1934 h	0	7	[L]	1940	10	37	[L]	1947 h	21	14	[W]				
1934	0	39	[L]	1941 h	20	24	[L]	1948	14	17	[L]				
1935 h	6	0	[W]	1941	3	23	[L]	1948 h	10	7	[W]				
1935	3	13	[L]	1942	14	28	[L]	1949 h	14	27	[L]				
1936 h	10	0	[W]	1942 h	0	14	[L]	1949	14	27	[L]				
1936	0	30	[L]	1943 h	14	14	[T]	1950	26	7	[W]				
1937	20	34	[L]	1943	27	14	[W]	1950 h	7	24	[L]				
1937 h	21	13	[W]	1944	20	42	[L]	1951 h	7	22	[L]				
1938 h	0	7	[L]	1945 h	0	14	[L]	1951	20	10	[W]				
1938	0	15	[L]	1945	0	24	[L]	1952 h	24	28	[L]				
1939	14	44	[L]	1946	14	14	[T]	1952	24	23	[W]				

+ Playoff Bowl • * Playoff Game • ** AFC Championship Game • *** Super Bowl

Steelers vs. NFL Opponents

(All-Time Record: 565-528-21)

WASHINGTON REDSKINS *Continued*

Steelers won 32, lost 43, tied 4 (Home: 19-22-1, Road: 13-21-3)

STEELERS		REDSKINS		STEELERS		REDSKINS		STEELERS		REDSKINS	
1953 h	9	17	[L]	1960	27	27	[T]	1966	10	24	[L]
1953	14	13	[W]	1960 h	22	10	[W]	1967 h	10	15	[L]
1954 h	37	7	[W]	1961 h	20	0	[W]	1968	13	16	[L]
1954	14	17	[L]	1961	30	14	[W]	1969 h	7	14	[L]
1955 h	14	23	[L]	1962 h	23	21	[W]	1973 h	21	16	[W]
1955	17	28	[L]	1962	27	24	[W]	1979 h	38	7	[W]
1956 h	30	13	[W]	1963 h	38	27	[W]	1985 h	23	30	[L]
1956	23	0	[W]	1963	34	28	[W]	1988	29	30	[L]
1957 h	28	7	[W]	1964 h	0	30	[L]	1991 h	14	41	[L]
1957	3	10	[L]	1964	14	7	[W]	1997 h	14	13	[W]
1958 h	24	16	[W]	1965 h	3	31	[L]	2000 h^	24	3	[W]
1958	14	14	[T]	1965	14	35	[L]	2004 h	16	7	[W]
1959 h	17	23	[L]	1966 h	27	33	[L]	2008	23	6	[W]
1959	27	6	[W]								

Franchise moved from Boston to Washington after 1936 season.

STEELERS VS. AFC *Year-by-year results from 1970*

	HOME	AWAY	OVERALL		HOME	AWAY	OVERALL		HOME	AWAY	OVERALL
1970	4-2	1-4	5-6	1983	3-3	5-2	8-5	1996	7-0 [#]	2-5 [#]	9-5 [#]
1971	4-1	1-5	5-6	1984	4-2	3-5 [#]	7-7 [#]	1997	7-1 [#]	3-3	10-4 [#]
1972	7-1 [#]	3-2	10-3 [#]	1985	4-2	2-4	6-6	1998	3-3	2-4	5-7
1973	5-1	2-4 [#]	7-5 [#]	1986	2-4	2-4	4-8	1999	0-6	3-4	3-10
1974	4-2 [#]	5-1-1 [#]	9-3-1 [#]	1987	3-2	3-3	6-5	2000	3-3	5-2	8-5
1975	7-1 [#]	5-0	12-1 [#]	1988	3-3	1-5	4-8	2001	7-1 [#]	5-2	12-3 [#]
1976	6-1	4-3 [*]	10-4 [*]	1989	3-3	4-4 [#]	7-7 [#]	2002	5-2 [#]	4-3 [#]	9-5 [#]
1977	4-1	3-5 [*]	7-6 [*]	1990	4-2	2-4	6-6	2003	3-3	2-4	5-7
1978	7-1 [#]	6-0	13-1 [#]	1991	5-1	2-4	7-5	2004	7-1 [#]	5-1	12-2 [#]
1979	8-0 [*]	3-3	11-3 [*]	1992	6-1 [#]	4-2	10-3 [#]	2005	3-3	7-2 [#]	10-5 [#]
1980	4-2	1-5	5-7	1993	5-1	2-5 [#]	7-6 [#]	2006	3-3	2-4	5-7
1981	4-2	1-5	5-7	1994	7-1 [#]	4-2	11-3 [#]	2007	5-2 [#]	2-4	7-6 [#]
1982	4-1 [#]	1-3	5-4 [#]	1995	9-1 [#]	4-2	13-3 [#]	2008	7-1 [#]	5-1	12-2 [#]
								2009	4-2	2-4	6-6
								TOTAL:	190-73	123-129-1	313-202-1

STEELERS VS. NFC *Year-by-year results from 1970*

	HOME	AWAY	OVERALL		HOME	AWAY	OVERALL		HOME	AWAY	OVERALL
1970	0-1	0-2	0-3	1983	1-1	1-1	2-2	1996	1-1	1-1	2-2
1971	1-1	0-1	1-2	1984	2-0	1-1	3-1	1997	1-1	1-1	2-2
1972	1-0	1-1	2-1	1985	1-1	0-2	1-3	1998	2-0	0-2	2-2
1973	2-0	1-0	3-0	1986	2-0	0-2	2-2	1999	2-0	1-0	3-0
1974	2-0	1-0	4-0 [†]	1987	1-1	1-1	2-2	2000	1-1	0-1	1-2
1975	1-0	1-1	3-1 [†]	1988	1-1	0-2	1-3	2001	2-0	1-0	3-0
1976	0-0	1-1	1-1	1989	1-1	2-0	3-1	2002	1-0-1	1-1	2-1-1
1977	2-0	0-0	2-0	1990	2-0	1-1	3-1	2003	1-1	0-2	1-3
1978	2-0	1-1	4-1 [†]	1991	0-2	0-2	0-4	2004	2-0	2-0	4-0
1979	2-0	1-1	4-1 [†]	1992	1-1	0-2	1-3	2005	2-0	2-0	5-0 [†]
1980	2-0	2-0	4-0	1993	1-1	1-1	2-2	2006	2-0	1-1	3-1
1981	1-1	2-0	3-1	1994	1-1	1-1	2-2	2007	2-0	2-0	4-0
1982	0-0	1-0	1-0	1995	1-1	1-1	2-3 [†]	2008	1-1	1-1	3-2 [†]
								2009	2-0	1-1	3-1
								TOTAL:	53-19-1	35-36	94-56-1

^ΔFinal Game at Three Rivers Stadium • ^{*}Playoff Game • ^{**}AFC Championship Game • ^{***}Super Bowl[†]Includes Super Bowl Win • [‡]Includes Super Bowl Loss • [#]Includes Playoffs



Steelers Honors & Awards (2000-Present)

2000

RB JEROME BETTIS

Team MVP, PFV Chief Award

K KRIS BROWN

AFC Special Teams Player of the Week (Week 8)

LB JASON GILDON

AFC Defensive Player of the Week (Week 13), AFC Pro Bowl

LB JOEY PORTER

AFC Defensive Player of the Month (October)

C DERMONTI DAWSON

Ed Block Courage Award

FB DAN KREIDER

Joe Greene Great Performance Award

CB HANK POTEAT

Pro Football Weekly All-Rookie Team (Punt-Returner)



JEROME BETTIS

2001

HEAD COACH BILL COWHER

The Football News AFC Coach of the Year

ASSISTANT COACH MIKE MULARKEY

PFV/PFWA Assistant Coach of the Year

RB JEROME BETTIS

AFC Pro Bowl, Walter Payton NFL Man of the Year, AFC Offensive Player of the Month (October), Miller Lite Steelers Man of the Year

OG ALAN FANECA

AFC Pro Bowl Starter, Associated Press All-Pro

QB KORDELL STEWART

Team MVP, AFC Pro Bowl, PFV/PFWA Most Improved Player of the Year, AFC Offensive Player of the Week (Week 14), Miller Lite NFL Player of the Week (Week 14), AFC Offensive Player of the Month (December)

LB JOEY PORTER

AFC Defensive Player of the Week (Week 6), Associated Press All-Pro

LB KENDRELL BELL

NFL Defensive Rookie of the Year, AFC Pro Bowl, NFL Defensive Rookie of the Month (October), NFL Defensive Rookie of the Month (November), Associated Press All-Pro Second Team, Sporting News Defensive Rookie of the Year, The Football News Defensive Rookie of the Year, PFV/PFWA Defensive Rookie of the Year, Football Digest Defensive Rookie of the Year, Sports Illustrated Rookie of the Year, PFV/PFWA All-Rookie Team, Joe Greene Great Performance Award

LB JASON GILDON

AFC Pro Bowl Starter, Associated Press All-Pro, AFC Defensive Player of the Week (Week 9)

WR TROY EDWARDS

AFC Special Teams Player of the Week (Week 11)

SS LEE FLOWERS

PFV Chief Award

C JEFF HARTINGS

Associated Press All-Pro Second Team

WR HINES WARD

AFC Pro Bowl

2002

OG ALAN FANECA

AFC Pro Bowl Starter, Associated Press All-Pro First Team, Pro Football Weekly All-AFC, Pro Football Weekly All-NFL, USA Today Sports Weekly All-Pro

LB JASON GILDON

AFC Defensive Player of the Month for December, AFC Pro Bowl

QB TOMMY MADDOX

Associated Press Comeback Player of the Year, PFV/PFWA Comeback Player of the Year, Football Digest Most Improved Player

LB JOEY PORTER

AFC Pro Bowl Starter, Associated Press All-Pro First Team, Team co-MVP, AFC Defensive Player of the Week (Week 2), Pro Football Weekly All-AFC, Pro Football Weekly All-NFL

WR ANTWAAN RANDLE EL

Pro Football Weekly All-Rookie Team (Punt Returner), AFC Special Teams Player of the Week (Week 8), AFC Special Teams Player of the Week (Wild Card Week)

PK JEFF REED

AFC Special Teams Player of the Week (Week 13), AFC Special Teams Player of the Month (December)

OG KENDALL SIMMONS

Joe Greene Great Performance Award, Pro Football Weekly All-Rookie Team

WR HINES WARD

AFC Pro Bowl, Associated Press All-Pro Second Team, Team co-MVP, PFV Chief Award, Pro Football Weekly All-AFC

2003

OG ALAN FANECA

AFC Pro Bowl Starter, Associated Press All-Pro Second Team

LB JASON GILDON

AFC Defensive Player of the Week (Week 10)

NT CASEY HAMPTON

AFC Pro Bowl

S MIKE LOGAN

PFV Chief Award

QB TOMMY MADDOX

AFC Offensive Player of the Week (Week 1)

S TROY POLAMALU

Joe Greene Great Performance Award

WR ANTWAAN RANDLE EL

AFC Special Team Player of the Week (Week 8)

WR HINES WARD

AFC Pro Bowl, Associated Press All-Pro Second Team, Team MVP

CB DEWAYNE WASHINGTON

Walter Payton Steelers Man of the Year



MIKE LOGAN

Steelers Honors & Awards (2000-Present)

2004

HEAD COACH BILL COWHER

The Sporting News Coach of the Year, Football Digest Coach of the Year

DEFENSIVE COORDINATOR DICK LEBEAU

Pro Football Weekly Assistant Coach of the Year

RB JEROME BETTIS

FedEx Ground Player of the Week (Week 9), AFC Offensive Player of the Week (Week 9), Levitra Play of the Week (10-yard TD pass to Jerome Tuman against the New York Jets in Week 14), AFC Pro Bowl, PFW Chief Award

WR PLAXICO BURRESS

Levitra Play of the Week (Four-yard touchdown reception against New England in Week 8)

OG ALAN FANECA

All-Pro First Team, AFC Pro Bowl Starter, Pro Football Weekly All-AFC, Pro Football Weekly All-NFL

LB JAMES FARRIOR

All-Pro First Team, AFC Pro Bowl Starter, Pro Football Weekly All-NFL, Pro Football Weekly All-AFC, AFC Defensive Player of the Week (Week 6), Team MVP

P CHRIS GARDOCKI

AFC Special Teams Player of the Week (Week 11), AFC Special Teams Player of the Week (Week 14)

LB JAMES HARRISON

Levitra Play of the Week (18-yard fumble return for a touchdown against Buffalo in Week 17)

C JEFF HARTINGS

All-Pro First Team, Pro Football Weekly All-NFL, AFC Pro Bowl

S TROY POLAMALU

All-Pro Second Team, AFC Pro Bowl, Pro Football Weekly All-AFC, Levitra Play of the Week (26-yard INT return for a TD against Cincinnati in Week 4), AFC Defensive Player of the Week (Week 10)

LB JOEY PORTER

All-Pro Second Team, AFC Pro Bowl, Pro Football Weekly All-AFC, AFC Defensive Player of the Week (Week 8)

K JEFF REED

AFC Special Teams Player of the Week (Week 17), AFC Special Teams Player of the Month (Dec./Jan.)

QB BEN ROETHLISBERGER

Associated Press Offensive Rookie of the Year, Sports Illustrated Rookie of the Year, The Sporting News Rookie of the Year, PFW/PFWA Offensive Rookie of the Year, Football Digest Offensive Rookie of the Year, PFW/PFWA All-Rookie Team, Pepsi Rookie of the Year, Pepsi NFL Rookie of the Week (Weeks 3-6, 8, 9, 11, 13 & 16), AFC Offensive Player of the Week (Week 6), NFL Rookie of the Month (October), Joe Greene Great Performance Award

DE AARON SMITH

AFC Pro Bowl

OT MARVEL SMITH

AFC Pro Bowl

RB DUCE STALEY

Walter Payton Steelers Man of the Year

DE KIM VON OELHOFFEN

Levitra Play of the Week (21-yard fumble recovery vs. Dallas in Week 6)

WR HINES WARD

All-Pro Second Team, AFC Pro Bowl, AFC Player of the Month (September)

2005

HEAD COACH BILL COWHER

Sunday ESPN NFL Primetime Game Ball (Week 7)

RB JEROME BETTIS

FedEx Ground Player of the Week (Week 14), AFC Offensive Player of the Week (Week 14), Sunday ESPN NFL Primetime Game Ball (Week 14)

OG ALAN FANECA

Associated Press All-Pro, AFC Pro Bowl Starter, Pro Football Weekly All-NFL Team, PFW Chief Award

**CASEY HAMPTON****NT CASEY HAMPTON**

co-Team MVP, AFC Pro Bowl

C JEFF HARTINGS

AFC Pro Bowl

S CHRIS HOPE

USA Today All-Joe Team

FB DAN KREIDER

USA Today All-Joe Team

TE HEATH MILLER

AFC Offensive Rookie of the Month (October), AFC Offensive Rookie of the Week (Week 8), Diet Pepsi NFL Rookie of the Week (Week 8), PFW/PFWA All-Rookie Team, Joe Greene Great Performance Award

RB WILLIE PARKER

AFC Offensive Player of the Week (Week 1), FedEx Ground Player of the Week (Week 1)

S TROY POLAMALU

Associated Press All-Pro, AFC Pro Bowl Starter, Pro Football Weekly All-NFL Team

LB JOEY PORTER

AFC Pro Bowl, Associated Press All-Pro (second team), AFC Defensive Player of the Week (Week 16)

WR/PR ANTWAAN RANDLE EL

Pro Football Weekly All-NFL Team (Punt Returner), USA Today All-Joe Team

QB BEN ROETHLISBERGER

Sunday ESPN NFL Primetime Game Ball (Wild Card Week), Sunday ESPN NFL Primetime Game Ball (Divisional Playoffs), Sunday ESPN NFL Primetime Game Ball (AFC Championship Week)

WR HINES WARD

Super Bowl XL MVP, co-Team MVP, AFC Offensive Player of the Week (Week 10)

2006

QB CHARLIE BATCH

Pittsburgh Steelers Walter Payton Man of the Year

OG ALAN FANECA

Associated Press All-Pro, Pro Football Weekly All-NFL team, Pro Football Weekly All-AFC team, USA Today Sports Weekly All-Pro, AFC Pro Bowl Starter

NT CASEY HAMPTON

AFC Pro Bowl Starter

WR SANTONIO HOLMES

Joe Greene Great Performance Award, Diet Pepsi NFL Rookie of the Week (Week 6), Diet Pepsi NFL Rookie of the Week (Week 11)

DE BRETT KEISEL

PFW Chief Award

RB WILLIE PARKER

Team MVP, AFC Pro Bowl, AFC Offensive Player of the Week (Week 10)

S TROY POLAMALU

AFC Pro Bowl Starter, AFC Defensive Player of the Week (Week 6)

CB DESHEA TOWNSEND

PFW Chief Award



Steelers Honors & Awards (2000-Present)

2007

HEAD COACH MIKE TOMLIN

Motorola Coach of the Week (Week 1), Motorola Coach of the Week (Week 3)

OG ALAN FANECA

AFC Pro Bowl starter, Associated Press All-Pro First Team, PFW Chief Award, PFW/PFWA All-AFC

LB JAMES HARRISON

Team MVP, AFC Pro Bowl Starter, GMC Defensive Player of the Week (Week 9), AFC Defensive Player of the Month (November), Associated Press All-Pro Second Team, PFW/PFWA All-AFC

RB WILLIE PARKER

AFC Pro Bowl, FedEx Ground Player of the Week (Week 8), PFW/PFWA All-AFC

S TROY POLAMALU

AFC Pro Bowl, Associated Press All-Pro Second Team

QB BEN ROETHLISBERGER

AFC Pro Bowl, FedEx Air Player of the Week (Week 9), FedEx Air Player of the Week (Week 16), AFC Offensive Player of the Week (Week 10), AFC Defensive Player of the Week (Week 16)

P DANIEL SEPULVEDA

Joe Greene Great Performance Award, PFW/PFWA All-Rookie Team

CB IKE TAYLOR

AFC Defensive Player of the Week (Week 5), GMC Defensive Player of the Week (Week 5)

NT CASEY HAMPTON

AFC Pro Bowl

WR HINES WARD

Pittsburgh Steelers Walter Payton Man of the Year

2008

HEAD COACH MIKE TOMLIN

Motorola Coach of the Week (Week 5), Motorola Coach of the Week (Week 9), Motorola Coach of the Week (Week 13), Motorola Coach of the Year

DEFENSIVE COORDINATOR DICK LEBEAU

Pro Football Weekly Assistant Coach of the Year, USA Today All-Joe Team Defensive Coordinator

ASSISTANT COACH KEITH BUTLER

Pro Football Weekly Linebackers Coach of the Year

LB PATRICK BAILEY

Joe Greene Great Performance Award

S TYRONE CARTER

AFC Defensive Player of the Week (Week 17), GMC Sierra Defensive Player of the Week (Week 17)

S RYAN CLARK

Ed Block Courage Award, PFW Chief Award, USA Today All-Joe Team

LB JAMES FARRIOR

Associated Press All-Pro Second-Team, AFC Pro Bowl

LB LARRY FOOTE

USA Today All-Joe Team

LB JAMES HARRISON

Associated Press Defensive Player of the Year, Associated Press All-Pro First-Team, PFW/PFWA Defensive Player of the Year, PFW/PFWA All-NFL, PFW/PFWA All-AFC, The Sporting News All-Pro, Sports Illustrated All-Pro, NFL Alumni Linebacker of the Year, GMC Sierra Defensive Player of the Year, AFC Pro Bowl starter, AFC Defensive Player of the Week (Week 11), GMC Sierra Defensive Player of the Week (Week 11), GMC Sierra Defensive Player of the Week (Week 13)

C JUSTIN HARTWIG

USA Today All-Joe Team

WR SANTIAGO HOLMES

Super Bowl XLIII MVP

TE HEATH MILLER

USA Today All-Joe Team

RB WILLIE PARKER

AFC Offensive Player of the Week (Week 1)

S TROY POLAMALU

Associated Press All-Pro First-Team, AFC Pro Bowl starter, AFC Defensive Player of the Week (Week 2), GMC Sierra Defensive Player of the Week (Week 2), Pro Football Weekly Midseason All-Pro, PFW/PFWA All-NFL, PFW/PFWA All-AFC, The Sporting News All-Pro, Sports Illustrated All-Pro

K JEFF REED

AFC Special Teams Player of the Week (Week 4)

QB BEN ROETHLISBERGER

AFC Offensive Player of the Week (Week 5), FedEx Air Player of the Week (Week 5)

DE AARON SMITH

AFC Defensive Player of the Week (Week 15), USA Today All-Joe Team

CB DESHEA TOWNSEND


GMC Sierra Defensive Player of the Week (Week 14)

WR HINES WARD

Steelers' Walter Payton Man of the Year

LB LAMARR WOODLEY

GMC Sierra Defensive Player of the Week (Week 1), GMC Sierra Defensive Player of the Week (Week 7)



JAMES HARRISON

2009

S TYRONE CARTER

AFC Defensive Player of the Week (Week 9)

LB JAMES FARRIOR

Pro Football Writers (Pittsburgh Chapter) Chief Award

DT CASEY HAMPTON

Pro Football Weekly Linebackers Coach of the Year

DLB JAMES HARRISON

AFC Pro Bowl starter, AFC Defensive Player of the Week (Week 5), AFC Defensive Player of the Month (October), Pro Football Weekly's Mid-Season All-Pro Team

RB RASHARD MENDENHALL

AFC Offensive Player of the Week (Week 4)

K JEFF REED

AFC Special Teams Player of the Week (Week 1)

QB BEN ROETHLISBERGER

AFC Offensive Player of the Week (Week 15)

WR MIKE WALLACE

Joe Greene Great Performance Award, Pepsi NFL Rookie of the Week (Week 9), Pepsi NFL Rookie of the Week (Week 15)

WR HINES WARD

Steelers' Ed Block Courage Award winner

LB LAMARR WOODLEY

AFC Defensive Player of the Week (Week 16)

Steelers All-Time Roster

A

Abercrombie, Walter [R], Baylor	1982-87
Adamchik, Ed [T], Pitt	1967
Adams, Bob [TE], Pacific	1969-71
Adams, Mike [WR], Texas	1997
Adams, Paul [C], Morehead Teachers	1947
Agajanian, Ben [K], New Mexico	1945
Alban, Dick [E], Northwestern	1956-59

DICK ALBAN



Alberghini, Tom [G], Holy Cross	1945
Albrecht, Art [C/OT], Wisconsin	1942
Alderton, John [E], Maryland	1953
Alexander, Brent [S], Tennessee State	2000-03
Allen, Chuck [LB], Washington	1970-71
Allen, Dwane [LB], Santa Ana	1965
Allen, Jim [DB], UCLA	1974-77
Allen, Lou [T], Duke	1950-51
Alley, Don [WR], Adams State	1969
Allred, John [TE], Southern Cal.	2002
Alston, Lymel [WR], Southern Mississippi	1987
Andabaker, Rudy [G], Pitt	1952, 54
Anderson, Anthony [RB], Temple	1979
Anderson, Art [T], Idaho	1963
Anderson, Chet [E], Minnesota	1967
Anderson, Fred [DE], Prairie View A&M	1978
Anderson, Gary [K], Syracuse	1982-94
Anderson, Jesse [TE], Miss. State	1992
Anderson, Larry [DB], Louisiana Tech	1978-81
Anderson, Melvin [WR], Minnesota	1987
Anderson, Ralph [DB], West Texas State	1971-72
Ape, Steve [LB], Pitt	1987
Arndt, Al [G], South Dakota State	1935
Arndt, Dick [T], Idaho	1967-70
Arnold, David [CB], Michigan	1989
Arnold, Jahine [WR], Fresno State	1996-98
Arnold, Jay [DB], Texas	1941
Artman, Corvan [T], Stanford	1933
Asbury, Willie [B], Kent State	1966-68
Askson, Burt [DE], Texas Southern	1971
Atkinson, Frank [T], Stanford	1963
August, Steve [OT], Tulsa	1984
Augusterfer, Gene [B], Catholic U.	1935
Austin, Ocie [DB], Utah State	1970-71
Avery, Steve [FB], Northern Michigan	1994-95
Aydelette, Buddy [OT/C], Alabama	1987

B

Badar, Rich [DB], North Carolina	1967
Bahr, Matt [K], Penn State	1979-80
Bailey, Henry [WR], UNLV	1997-98
Bailey, Patrick [LB], Duke	2008-09
Bailey, Rodney [DE], Ohio State	2001-03, 06
Baker, Conway [T], Centenary	1944**
Baker, Dallas [WR], Florida	2008
Baker, Ed [E], Washington State	1953
Baker, John [E], N. Carolina College	1963-67

Baker, Tim [WR], Texas Tech	2001
Baldacci, Lou [B], Michigan	1956
Ballman, Gary [B], Michigan State	1962-66
Balog, Bob [C], Denver	1949-50
Banaszak, John [DE/DT], Eastern Michigan	1975-81
Bankston, Warren [RB], Tulane	1969-72
Barbolak, Pete [T], Purdue	1949
Barnes, Johnnie [WR], Hampton	1995
Barnes, Reggie [LB], Oklahoma	1993
Barnett, Tom [B], Purdue	1959-60
Barry, Fred [DB], Boston College	1970
Bartaanen, Jim [C], Michigan	1938
Bartlett, Earl [B], Centre	1939
Basrak, Mike [C], Duquesne	1937-38
Bassi, Dick [G], Santa Clara	1941
Batch, Charlie [DB], Eastern Michigan	2002-09
Battaglia, Marco [TE], Rutgers	2002
Battles, Ainsley [S], Vanderbilt	2000, 04
Beams, Byron [T], Notre Dame	1959-60
Beasley, Tom [DE/DT], Virginia Tech	1978-83
Beatty, Charles [DB], North Texas State	1969-72
Beatty, Ed [C], Mississippi	1957-61
Becker, Wayland [E], Marquette	1939
Behning, Mark [OT], Nebraska	1986
Bell, Kendrick [LB], Georgia	2001-04
Bell, Myron [S], Michigan State	1994-97, 2000-01
Bell, Richard [WR], Nebraska	1990
Bell, Theo [WR], Arizona	1976, 78-80
Bentley, Albert [RB], Miami [Fla.]	1992
Berger, Mitch [P], Colorado	2008
Bernet, Ed [E], SMU	1955
Best, Greg [S], Kansas State	1983
Bettis, Jerome [RB], Notre Dame	1996-05
Bettis, Tom [LB], Purdue	1962
Billock, Frank [G], St. Mary's of Minnesota	1937
Bingham, Craig [LB], Syracuse	1982-84, 87
Binotto, John [B], Duquesne	1942
Bishop, Don [B], Los Angeles College	1958-59
Bishop, Harold [TE], Louisiana State	1998
Bivins, Charles [B], Morris Brown	1967
Blackledge, Todd [DB], Penn State	1988-89
Blackwell, Will [WR], San Diego State	1997-01
Blankenship, Brian [G], Nebraska	1987-91
Blankenship, Greg [LB], Cal. St. [Hay.]	1976
Bleier, Rocky [RB], Notre Dame	1968, 1970-80
Blount, Mel [CB], Southern	1970-83
Bhohannon, Fred [S/CB], Miss. Valley State	1982
Boiman, Rocky [LB], Notre Dame	2009
Bolkovac, Nick [T], Pitt	1953-54
Bond, Randall [DB], Washington	1939
Bonelli, Ernie [B], Pitt	1946
Bono, Steve [DB], UCLA	1987-88
Bono, Clarence [B], SMU	1944**
Botkin, Kirk [TE], Arkansas	1996-97
Boures, Emil [C/G], Pitt	1982-86
Bova, Tony [E], St. Francis	1942, 43*, 44**, 45-47
Bowers, R.J. [RB], Grove City	2001
Bowman, Bill [B], William & Mary	1957
Boyd, Sam [E], Baylor	1939-40
Boyle, Jim [OT], Tulane	1987-88
Boyle, Shonty [E]	1934
Bradley, Ed [LB], Wake Forest	1972-75
Bradshaw, Charles [T], Baylor	1961-66
Bradshaw, Jim [B], Chattanooga	1963-67
Bradshaw, Terry [DB], La. Tech	1970-83
Brady, Jeff [LB], Kentucky	1991
Brady, Pat [B], Nevada	1952-54
Brandau, Art [C], Tennessee	1945-46
Brandt, Jim [ST], St. Thomas	1952-54
Bray, Maurice [T], SMU	1935-36
Breedlove, Rod [LB], Maryland	1965-68
Breedon, Bill [B], Oklahoma	1937
Breen, Gene [LB], Virginia Tech	1965-66
Brett, Ed [E], Washington State	1936-37
Brewster, Pete [E], Purdue	1959-60
Brister, Bobby [DB], Northeast La.	1986-92
Britt, Jessie [WR], North Carolina A&T	1986
Britt, Ralph [TE], North Carolina State	1987
Brooks, Barrett [T], Kansas State	2003-05
Broussard, Fed [C], Texas A & M	1955
Brovelli, Angelo [DB], St. Mary's [Cal.]	1933-34
Brown, Anthony [T], Utah	1999
Brown, Chad [LB], Colorado	1993-96, 06
Brown, Chris [CB/S], Notre Dame	1974-85
Brown, Dante [RB], Memphis	2003-04
Brown, Dave [DB], Michigan	1975
Brown, Dee [RB], Syracuse	2003
Brown, Ed [DB], San Francisco	1962-65
Brown, Ernie [DL], Syracuse	1999
Brown, J. B. [DB], Maryland	1997
Brown, John [T], Syracuse	1967-72
Brown, Kris [K], Nebraska	1999-01
Brown, Lance [CB], Indiana	1998-99
Brown, Larry [TE/OT], Kansas	1971-84
Brown, Tom [TE], William & Mary	1942
Brown, William [DB], Texas Tech	1945
Browning, Greg [E], Denver	1947
Bruder, Henry [DB], Northwestern	1940
Bruener, Mark [TE], Washington	1995-03
Brumbaugh, Boyd [B], Duquesne	1939-41
Brumfield, Jim [RB], Ind. St. [Ind.]	1971
Brundage, Dewey [E], Brigham Young	1954
Brune, Fred [B], Ohio State	1956-57
Bruno, John [P], Penn State	1987
Bryant, Fernando [CB], Alabama	2008
Bryant, Hubie [WR], Minnesota	1970
Buck, Felix [G], Texas A & M	1946
Buckner, Brentson [DE], Clemson	1994-96
Buda, Carl [G], Tulsa	1945
Bukich, Rudy [DB], Southern Cal.	1960-61
Bulger, Chester [T], Auburn	1944**
Bullocks, Amos [B], Southern Illinois	1966
Burleson, John [G], SMU	1933
Burnett, Joe [CB], Florida	2009
Burnett, Len [DB], Oregon	1961
Burnette, Tom [B], North Carolina	1938
Burrell, John [E], Rice	1962-64
Burress, Plaxico [WR], Michigan State	2000-04
Butler, Bill [DB/KR], Chattanooga	1961
Butler, Jack [B], St. Bonaventure	1951-59
Butler, Jim [B], Edward Waters	1965-67
Butler, John [B], Tennessee	1943-44
Bykowski, Frank [G], Purdue	1940

C

Cabrelli, Larry [E], Colgate	1943*
Cacagnini, Ralph [T], Pennsylvania	1947
Caliguire, Dean [G/C], Pitt	1991-92
Call, John [B], Colgate	1959
Calland, Lee [DB], Louisville	1969-72
Calloway, Chris [WR], Michigan	1990-91
Calvin, Tom [LB], Alabama	1952-54
Cameron, Paul [LB], UCLA	1954
Campbell, Bob [RB], Penn State	1969
Campbell, Don [T], Carnegie Tech	1939-41
Campbell, Glenn [E], Emporia State	1935
Campbell, John [LB], Minnesota	1965-69
Campbell, Leon [B], Arkansas	1955

*Steelers combined with Philadelphia Eagles **Steelers combined with Chicago Cardinals Current players in bold

RECORDS

Steelers All-Time Roster

Fisher, Ray [T], Eastern Illinois	1959
Fiske, Max [B], DePaul	1936-39
Flanagan, Dick [G], Ohio State	1953-55
Flowers, Erik [DE], Louisiana State	2003
Flowers, Lee [DB], Georgia Tech	1995-02
Foggie, Fred [CB], Minnesota	1994
Folkens, Lee [E], Washington	1965
Foltz, Vernon [C], St. Vincent	1945
Foot, Larry [LB], Michigan	2002-08
Ford, Darryl [LB], New Mexico State	1992
Ford, Henry [B], Pitt	1956
Ford, Moses [WR], Fayetteville State	1987
Fordham, Todd [T], Florida State	2003
Forunja, John [B], Idaho	1967-68
Foster, Barry [RB], Arkansas	1990-94
Foster, Ramon [T], Tennessee	2009
Fournet, Sid [G], LSU	1957
Fox, Keyaron, [LB], Georgia Tech	2008-09
Francis, Sam [B], Nebraska	1939
Frank, Joe [T], Georgetown	1943*
Frazier, Andre [LB], Cincinnati	2005, 07-09
Freeman, Lorenzo [NT/DT], Pitt	1987-90
French, Ernest [S], Alabama A&M	1972
Frkethit, Len [T], Penn State	1945
Fuamatu-Ma'aafa, Chris [RB], Utah	1998-02
Fugler, Dick [T], Tulane	1952
Fuller, Randy, [DB], Tennessee State	1995-97
Fullerton, Ed [B], Maryland	1953



JOHN "FRENCHY" FUQUA

Fuqua, John [B], Morgan State	1970-76
Furness, Steve [OT], Rhode Island	1972-80

G

Gage, Bob [B], Clemson	1949-50
Gagner, Larry [G], Florida	1966-69
Galloway, Joey [WR], Ohio State	2009
Gammon, Kendall [OL], Pittsburg State	1992-95
Gandy, Wayne [T], Auburn	1999-02
Gaona, Bob [T], Wake Forest	1953-56
Garnas, Wilford [B], Minnesota	1946-48
Gardocki, Chris [P], Clemson	2004-06
Garrett, Reggie [WR], Eastern Michigan	1974-75
Garity, Gregg [WR], Penn State	1983
Gary, Keith [DE], Oklahoma	1983-88
Gasparella, Joe [DB], Notre Dame	1948, 50-51
Gauer, Charles [E], Colgate	1943*
Gay, William [CB], Louisville	2007-09
Geason, Cory [TE], Tulane	2000, 01
Gentry, Byron [G], Southern Cal.	1937-39
George, Matt [K], Chapman	1998
Gerela, Roy [PK], New Mexico State	1971-78
Geni, Joe [B], Georgia	1949-51
Gibson, Oliver [DT], Notre Dame	1995-98
Gildea, John [DB], St. Bonaventure	1935-37
Gilman, Jason [LB], Oklahoma State	1994-03
Gillespie, Scoop [RB], William Jewell	1984
Gilliam, Joe [DB], Tennessee State	1972-1975
Girard, Earl [B], Wisconsin	1957

Glamp, Joe [B], LSU	1947-49
Glass, Glenn [B], Tennessee	1962-63
Glass, Park [C], Westminster	1947
Glatz, Fred [E], Pitt	1956
Glick, Gary [B], Colorado A & M	1956-59
Goff, Clark [T], Florida	1940
Goldsmith, Bill [C], Emporia Tchr	1947
Gonda, George [B], Duquesne	1942
Gonzalez, Pete [DB], Pitt	1998-99
Goodman, John [DE/DT], Oklahoma	1981-85
Goodson, John [P], Texas	1982
Gorinski, Walt [B], LSU	1946
Gothard, Preston [TE], Alabama	1985-88
Gowdy, Cornell [CB], Morgan State	1987-88
Grabowski, Ted [C], Duquesne	1939-40
Graff, Neil [QB], Wisconsin	1976-77
Graham, Jeff [WR], Ohio State	1991-93
Graham, Ken [DB], Washington State	1970
Graham, Kent [DB], Ohio State	2000
Gravelle, Gordon [OT], BYU	1972-76
Graves, Ray [C], Tennessee	1943*
Graves, Tom [LB], Michigan State	1979
Gray, Sam [E], Tulsa	1946-47
Grebinski, Ted [C], Duquesne	1939-40
Green, Bob [K], Florida	1960-61
Green, Eric [TE], Liberty	1990-94
Greene, Joe [DT], North Texas State	1969-81
Greene, Kevin [LB], Auburn	1993-95
Greene, Tracy [TE], Grambling	1995
Greeney, Norm [G], Notre Dame	1934-35
Greenwood, L.C. [DE], Ark. AM&N	1969-81
Griffin, Larry [CB/S], North Carolina	1987-93
Grigas, John [B], Holy Cross	1944**
Grisham, Tyler [WR] Clemson	2009
Gros, Earl [B], LSU	1967-69
Grossman, Randy [TE], Temple	1974-81
Gunderman, Bob [B], Virginia	1957
Gunnels, Riley [T], Georgia	1956-66

H

Hackney, Elmer [B], Kansas State	1941
Haggans, Clark [LB], Colorado State	2000-07
Haggerty, Mike [G], Miami	1967-70
Haines, Byron [B], Washington	1937
Hairston, Russell [WR], Kentucky	1987
Haley, Dick [B], Pitt	1961-64
Hall, Delton [CB], Clemson	1987-91
Hall, Ron [B], Missouri Valley	1959
Haller, Alan [CB], Michigan State	1992, 93
Ham, Jack [LB], Penn State	1971-82
Hampton, Casey [NT], Texas	2001-09
Hanlon, Bob [B], Loras	1949
Hanneman, Craig [DE], Oregon State	1972-73
Hanratty, Terry [DB], Notre Dame	1969-75
Hanson, Tom [B], Temple	1938
Harkey, Lem [B], Emporia	1955
Harper, Maurice [C], Austin	1941
Harris, Bill [E], Hardin-Simmons	1937
Harris, Franco [RB], Penn State	1972-83
Harris, Lou [B], Kent State	1968
Harris, Sunny [DE], Oregon	2009
Harris, Tim [RB], Washington State	1983
Harrison, Arnold [LB], Georgia	2006-09
Harrison, James [LB], Kent State	2002, 04-09
Harrison, Nolan [DE], Indiana	1997-99
Harrison Reggie [RB], Cincinnati	1974-77
Harrison, Richard [E], Boston College	1964
Harrison, Robert [LB], Oklahoma	1964
Hartings, Jeff [C], Penn State	2001-06
Hartley, Howard [B], Duke	1949-52

Hartwig, Justin [C], Kansas	2008-09
Haselrig, Carlton [G], Pitt-Johnstown	1990-93
Hastings, Andre [WR], Georgia	1993-96
Hawkins, Courtney [WR], Michigan State	1997-00
Haythorne, Greg [RB], Baylor	1979-83
Hawdick, Henry [G], Washington State	1935
Hayes, Dick [LB], Clemson	1959-60, 62
Hayes, Jonathan [TE], Iowa	1994-96
Haynes, Verron [RB], Georgia	2002-07
Hays, George [E], St. Bonaventure	1950-52
Hebert, Ken [E & K], Houston	1968
Hegarty, Bill [T], Villanova	1953
Held, Paul [DB], San Jose State	1954
Heller, Warren [B], Pitt	1934-36
Henderson, Jon [B], Colorado State	1968-69
Hendley, Dick [DB], Clemson	1951
Henry, Kevin [DE], Mississippi State	1993-00
Henry, Mike [LB], Southern Cal.	1959-61
Henry, Urban [T], Georgia Tech	1964
Hensley, Dick [E], Kentucky	1952
Henson, Ken [C], TCU	1965
Henton, Anthony [LB], Troy State	1986, 88
Hewitt, Bill [E], Michigan	1943*
Hickey, Howard [E], Arkansas	1941
Hill, Derek [WR], Arizona	1989-90
Hill, Harlon [E], Florence State	1962
Hill, Jim [B], Tennessee	1955
Hillebrand, Jerry [LB], Colorado	1968-70
Hills, Tony [OT], Texas	2009
Hilton, John [E], Richmond	1965-69
Hines, Glen Ray [OT], Arkansas	1973
Hinkle, Bryan [LB], Oregon	1982-93
Hinkle, John [B], Syracuse	1943*
Hinnant, Mike [TE], Temple	1988-89
Hinte, Hale [E], Pitt	1942
Hinton, Chuck [T], North Carolina College	1964-71
Hipps, Claude [B], Georgia	1952-53
Hoague, Joe [B], Colgate	1941-42, 46
Hoak, Dick [B], Penn State	1961-70
Hoel, Bob [G], Minnesota	1935
Hoffmann, Dave [LB], Washington	1993
Hogan, Darrell [G], Trinity-Texas	1949-53
Hoge, Merrill [RB], Idaho State	1987-93
Hohn, Bob [B], Nebraska	1965-69
Hoke, Chris [DT], BYU	2001-09
Holcomb, Bill [T], Texas Tech	1937
Holler, Ed [LB], South Carolina	1964
Holliday, Corey [WR], North Carolina	1995-97
Hollingsworth, Joe [B], East Kansas State	1949-51
Holm, Bernard [B], Alabama	1933
Holmer, Walt [B], Northwestern	1933
Holmes, Earl [LB], Florida A&M	1956-01



ERNE HOLMES

Holmes, Ernie [DT], Texas Southern	1972-77
Holmes, Mel [OT], N. Carolina A & T	1971-73
Holmes, Antonio [WR], Ohio State	2006-09
Hood, Frank [B], Pitt	1933
Hood, Ziggy [DE], Missouri	2009


RECORDS

Steelers All-Time Roster

Luna, Bob [B], Alabama	1959
Lusteg, Booth [K], Connecticut	1968
Lyons, Mitch [TE], Michigan State	1997-99

M

Mack, Red [B], Notre Dame	1961-63, 65
Mack, Rico [LB], Appalachian State	1993
Mackrides, Bill [QB], Nevada	1953
Maddox, Tommy [QB], UCLA	2001-05
Madison, Anthony [CB], Alabama	2006-09
Magac, Mike [G], Missouri	1965-66
Magulick, George [B], St. Francis	1944**
Mahan, Sean [C], Notre Dame	2007
Maher, Francis [B], Toledo	1941
Malkovich, Joe [C], Duquesne	1935
Mallick, Francis [T]	1965



MARK MALONE

Malone, Mark [QB], Arizona State	1980-87
Mandich, Jim [TE], Michigan	1978
Mansfield, Ray [C], Washington	1964-76
Manske, Edgar [E], Northwestern	1938
Manuel, Rod [DE], Oklahoma	1997-98
Maples, Bob [C], Baylor	1971
Maras, Joe [C], Duquesne	1938-40
Marchi, Basilio [C], NYU	1934
Marchbroda, Ted [QB], St. Bonaventure & Detroit	1953, 55-56
Marion, Jerry [B], Wyoming	1967
Marker, Henry [B], West Virginia	1934
Markland, Jeff [TE], Illinois	1988
Marotti, Lou [G], Toledo	1944**
Marsh, Curtis [WR], Utah	1997
Martha, Paul [B], Pitt	1964-69
Martin, John [B], Oklahoma	1944
Martin, Tee [QB], Tennessee	2000-01
Martin, Vernon [B], Texas	1942, 44**
Mason, Grant [CB], Michigan	2007
Masters, Bob [B], Baylor	1939, 43*
Masters, Walt [B], Penn	1944**
Mastrangelo, John [G], Notre Dame	1947-48
Matesic, Ed [B], Pitt	1936
Matesic, Joe [T], Arizona State	1954
Mathews, Ray [B], Clemson	1951-59
Mathis, Terance [WR], New Mexico	2002
Mattoli, Fran [G], Pitt	1946
Matuszak, Marv [LB], Tulsa	1953, 55-56
Maxson, Alvin [RB], So. Methodist	1977-78
May, Ray [LB], Southern Cal.	1967-69
Mayhew, Hayden [G], Tex. Mines	1936-38
Mays, Alvoird [CB], West Virginia	1995
Mays, Lee [WR], Texas-El Paso	2002-06
Mazzanti, Jerry [E], Arkansas	1967
McAfee, Fred [RB], Mississippi College	1994-98
McBean, Ryan [DE], Oklahoma State	2007
McCabe, Richie [B], Pitt	1955, 1957-58
McCafray, Art [T], Pacific	1946
McCall, Don [RB], Southern Cal.	1969
McCarthy, John [B], St. Francis	1944**
McClaren, Jack [E], Bethune-Cookman	1955-60

McClung, Willie [T], Florida A & M	1955-57
McCombs, Glenn [TE], Central Florida	1986-87
McConnell, Dewey [E], Wyoming	1954
McCullough, Hugh [B], Oklahoma	1939, 43*
McDade, Karl [C], Portland	1938
McDonald, Ed [B], Duquesne	1936
McDonough, Coley [QB], Day	1939-41, 44**
McDonough, Paul [E], Utah	1938
McFadden, Bryant [CB], Florida State	2005-08
McFadden, Marv [G], Michigan State	1953, 56
McGee, Ben [E], Jackson State	1964-72
McGovern, Rob [LB], Holy Cross	1991
McGriff, Tyrone [G], Florida A & M	1980-82
McHugh, Sean [TE], Penn State	2008-09
McKyer, Tim [CB], Texas-Arlington	1994
McMakin, John [TE], Clemson	1972-74
McNally, Johnny "Blood" [B], St. John of Minnesota	1934, 37-39
McNamara, Ed [T], Holy Cross	1945
McPeak, Bill [E], Pitt	1949-57
McWilliams, Tom [B], Mississippi State	1950
Meadows, Ed [E], Duke	1955
Meeks, Bryant [C], South Carolina	1947-48
Mehelich, Chuck [E], Duquesne	1946-51
Meilinger, Steve [E], Kentucky	1961
Mendenhall, Rashard [RB], Illinois	2008-09
Merkovsky, Elmer [T], Pitt	1944**
Merrifield, Mike [LB], Pacific	1982-87
Messner, Max [LB], Cincinnati	1964-65
Meyer, Dennis [DB], Arkansas State	1973
Meyer, Ron [QB], S. Dakota State	1966
Michael, Bill [G], Ohio State	1957
Michaels, Ed [G], Villanova	1943*
Michaels, Lou [E], Kentucky	1961-63
Michalik, Art [G], St. Ambrose	1955-56
Middleton, Kelvin [SS], Wichita State	1987
Midler, Lou [G], Minnesota	1939
Miles, Eddie [LB], Minnesota	1990
Miller, Heath [TE], Virginia	2005-09
Miller, Jim [QB], Michigan State	1995-96
Miller, Josh [P], Arizona	1996-03
Miller, Tom [E], Hampden Sydney	1943*
Mills, Ernie [WR], Florida	1991-96
Milons, Freddie [WR], Alabama	2003
Minarik, Henry [E], Michigan State	1951
Miner, Tom [E], Tulsa	1958
Mingo, Gene [K] no college	1969-70
Minni, Frank [B], San Jose State	1949
Minter, Michael [DT], North Texas State	1987
Modzelewski, Dick [T], Maryland	1955
Modzelewski, Ed [B], Maryland	1952
Moegle, Dick [B], Rice	1960
Mormsen, Tony [C], Michigan	1951
Moore, Bill [B], Loyola of New Orleans	1933
Moore, Melwelle [RB], Tulane	2008-09
Moore, Red [G], Penn State	1947-49
Morales, Gonzales [B], St. Mary's of California	1947-48
Morey, Sean [WR], Brown	2004-06
Morgan, Bob [B], New Mexico	1967-68
Morgan, Quincy [WR], Kansas State	2005
Moriarty, Tom [S], Bowling Green	1970
Morrall, Earl [QB], Michigan State	1957-58
Morris, Byron "Bam" [RB], Texas Tech	1994-95
Morris, John [B], Oregon	1960
Morse, Steve [RB], Virginia	1975
Moser, Rick [RB], Rhode Island	1978-79, 81-82
Mosher, Clure [C], Louisville	1942
Mosley, Norm [B], Alabama	1948
Moss, Paul [E], Purdue	1933
Motley, Marion [B], Nevada	1955

Mott, Norm [B], Georgia	1934
Mularkey, Mike [TE], Florida	1989-91
Mulleneaux, Lee [C], Northern Arizona	1935-36
Mullins, Gerry [G/OT], Southern Cal.	1971-79
Mundy, Ryan [S], West Virginia	2009
Murphy, Dick [T], Purdue	1956
Murray, Earl [G], Purdue	1952
Musulin, George, Pitt	1938
Myslinski, Tom [OL], Tennessee	1996-97, 2000

N

Nagler, Gern [E], Santa Clara	1959
Naiota, John [B], St. Francis	1942, 45
Nardi, Dick [B], Ohio State	1939
Nelson, Bill [QB], Southern Cal.	1963-67
Nelson, Darrell [TE], Memphis State	1984-85
Nelson, Edmund [NT/DE], Auburn	1982-87
Nery, Carl [G], Duquesne	1940-41
Newberry, Tom [G], Wisconsin-La Crosse	1995
Newsome, Harry [P], Wake Forest	1985-89
Niccolai, Armand [TRK], Duquesne	1934-42
Nichols, Allen [B], Temple	1945
Nicholas, Bob [T], Stanford	1965
Nickel, Elbie [E], Cincinnati	1947-57
Nickerson, Hardy [LB], California	1987-92
Nicksich, George [G], St. Bonaventure	1950
Nisby, John [G], Pacific	1957-61
Nix, Kent [QB], TCU	1967-69
Nixon, Mike [B], Pitt	1935
Nkwenti, Mathias [OT], Temple	2001-03
Noble, Leo [G], Penn State	1948-49
Nua, Shaun [DE], BYU	1961-64
Noppenberg, John [B], Miami	1940-41
Nosich, John [T], Duquesne	1938
Nutter, "Buzz" [C], VPI	1961-64
Nuzum, Jerry [B], New Mex. A & M	1948-51

O

O'Brien, Fran [T], Michigan State	1966-67
O'Brien, John [E], Florida	1954-56
O'Dell, Mel [B], Duquesne	1944**
Odum, Henry [RB], South Carolina State	1983
O'Donnell, Neil [QB], Maryland	1990-95
Okobi, Chucky [C/G], Purdue	2001-06
Oehler, John [C], Purdue	1933-34
Oelrich, John [B], St. Ambrose	1938
O'Leary, Dan [TE], Notre Dame	2002
Oldham, Chris [CB], Oregon	1995-99
Oldham, Ray [DB], Middle Tennessee St.	1978
Olejniczak, Stan [T], Pitt	1935
Oliver, Clarence [DB], San Diego State	1969-70
Olisavsky, Jerry [LB], Pitt	1989-97
Olshewski, Al [E], Penn State & Pitt	1945
O'Malley, Joe [E], Georgia	1955-56
O'Neil, Bob [G], Notre Dame	1956-57
Oniskey, Dick [G], Chattanooga	1955
Opaf, Dave [DE/NT], Penn State	1987
Orlando, Bo [S], West Virginia	1998
Or, Jim [E], Georgia	1958-60
Ortmann, Chuck [QB], Michigan	1951
O'Shea, Terry [TE], California [Pa.]	1989-90
Oswald, Paul [C], Kansas	1987
Owens, Darrick [WR], Mississippi	1992

P

Palelei, Si'ulagi [G], Nevada-Las Vegas	1993
Palko, Tyler [QB], Pittsburgh	2009
Palmer, Tom [T], Wake Forest	1953-54
Papach, George [B], Purdue	1948-49



Steelers All-Time Roster

MEDIA INFORMATION

FOOTBALL STAFF

2010 PLAYERS

2009 IN REVIEW

STEELERS HISTORY

RECORDS

Parker, Frank [OT], Oklahoma State	1968-69	Recutt, Ray [E], VMI	1943*	Saul, Bill [LB], Penn State	1964, 66-68
Parker, Willie [RB], North Carolina	2004-09	Reed, Jeff [K], North Carolina	2002-09	Saumer, Sylvester [B], St. Olaf	1934
Parquet, Jeremy [OL], Southern Miss	2007-08	Reeder, Dan [RB], Delaware	1986, 87	Scales, Charles [B], Indiana	1960-61
Parrish, James [OL], Temple	1995	Reese, Jerry [DE], Kentucky	1988	Scarbach, Jack [DB], Maryland	1956
Paschell, Bill [B]	1940	Reger, John [LB], Pitt	1955-63	Scales, Charles [B], Indiana	1960-61
Pascka, Gordon [G], Minnesota	1943	Reid, Willie [WR], Florida State	2006-07	Scherer, Bernard [E], Nebraska	1939
Pastin, Frank [G], Waynesburg	1942	Renfro, Will [G], Memphis State	1960	Schiechl, John [C], Santa Clara	1941-42
Patrick, John [B], Penn State	1941, 45-46	Repko, Joe [T], Boston College	1946-47	Schmidt, John [C], Carnegie Tech	1940
Patterson, Bill [CB], Baylor	1940	Retkofsky, Jared [LS], TCU	2008-09	Schmitz, Bob [LB], Montana State	1961-66
Pavia, Ralph [G], Dayton	1947	Reutenshan, Randy [WR], Pitt	1978	Schneeck, Mike [LS], Wisconsin	1999-04
Pavkov, Stanko [G], Idaho	1939-40	Reynolds, Billy [B], Pitt	1958	Schnelker, Bob [E], Bowling Green	1961
Paxson, Scott [OT], Penn State	2008	Reynolds, Jim [B], Oklahoma A & M	1946	Schuelke, Karl [B], Wisconsin	1939
Peaks, Clarence [B], Michigan State	1964-65	Rhodes, Don [T], W & J	1933	Schultz, Eberle [G], Oregon State	1941-42
Pearson, Barry [WR], Northwestern	1972-73	Ribble, Loran [G], Hardin-Simmons	1934-35	Schwartz, Elmer [B], Wash. State	1933
Pearson, Preston [B], Illinois	1970-74	Richards, Perry [E], Detroit	1957	Schweder, John [G], Penn	1951-55
Pegram, Eric [RB], North Texas State	1995-96	Richardson, Huey [LB/DE], Florida	1991	Scolnik, Glenn [WR], Indiana	1973
Pense, Leon [DB], Arkansas	1945	Richardson, Terry [RB], Syracuse	1996	Scot, Wilbert [LB], Indiana	1961
Perko, John [G], Duq.	1937-40, 44**	Richmond, Rod [DB], Oregon	1987	Scott, Chad [CB], Maryland	1997-04
Perry, Darren [FS], Penn State	1992-98	Ricketts, Tom [OT], Pitt	1989-91	Scudero, Joe [B], San Francisco	1960
Perry, Lowell [B], Michigan	1956	Riemersma, Jay [TE], Michigan	2003-04	Seabough, Todd [LB], San Diego State	1984
Petchel, John [DB], Duquesne	1945	Rienstra, John [G], Temple	1986-90	Seabright, Charles [DB], West Virginia	1946-50
Petersen, Ted [OT/C], E. Illinois	1977-83, 87	Riffle, Dick [B], Albright	1941-42	Seals, Ray [DE], no college	1949-95
Peterson, Todd [K], Georgia	2002	Riley, Avon [LB], UCLA	1987		
Petrella, John [B], Penn State	1945	Riley, Cameron [DB], Missouri	1987		
Philip, Marvin [C], California	2006	Rivera, Gabe [OT], Texas Tech	1983		
Pierre, John [E], Pitt	1945	Rizzo, Tony, Duquesne	1938		
Pillath, Roger [T], Wisconsin	1966	Roberts, John [B], Georgia	1934		
Pine, Ed [LB], Utah	1965	Robinson, Ed [LB], Florida	1994		
Pinney, Ray [OT/G], Washington	1976-78, 80-82, 85-87	Robinson, Gil [E], Catawba	1933		
Pirro, Rocco [G], Catholic U.	1940-41	Robinson, Jack [T], N.E. Missouri State	1938		
Pittman, Mel [C], Hardin-Simmons	1935	Robnett, Marshall [C], Texas A & M	1944**		
Platakus, George [E], Duquesne	1938-41	Rodak, Mike [B], Western Reserve	1942		
Pokorny, Frank [WR], Youngstown State	1985	Rodenhauser, Mark [LS/C], Illinois State	1998		
Polamalu, Troy [S], Southern Cal.	2003-09	Rodgers, John [TE], Louisiana Tech	1982-84		
Pollard, Frank [RB], Baylor	1980-88	Roethlisberger, Ben [QB], Miami, [OH]	2004-09		
Popovich, John [B], St. Vincent	1944**	Rogel, Fran [B], Penn State	1950-57		
Porter, Joey [LB], Colorado State	1999-06	Rogers, Cullen [B], Texas A & M	1946		
Postus, Al [B], Villanova	1945	Rorison, Jim [T], Southern Cal.	1938		
Poteat, Hank [CB], Pitt	2000-02	Rosepink, Marty [G], Pitt	1947		
Potties, Myron [LB], Notre Dame	1961-65	Ross, Oliver [OL], Iowa State	2000-04		
Potts, Bill [B], Villanova	1934	Rossum, Allen [PR/KR/CB], Notre Dame	2007		
Pough, Ernest [WR], Texas Southern	1976-77	Rostovsky, Pete [OT], Connecticut	1984-86		
Pourdaneesh, Shar [T], Nevada	1999-00	Rouen, Tom [P], Colorado	2002		
Powell, Tim [E], Northwestern	1966	Rowley, Bob [LB], Virginia	1963		
Powers, John [E], Notre Dame	1962-66	Rowser, John [DB], Michigan	1970-73		
Priatko, Bill [LB], Pitt	1957	Rouals, Mark [P], Appalachian State	1992-94		
Putzier, Rollin [OT], Oregon	1988	Royce, Orpheus [DE], Florida State	1996-99, 08		
Q		Rozzell, Aubrey [LB], Delta State	1957		
Quatse, Jesse [T], Pitt	1933-34	Rucinski, Ed [E], Indiana	1944**		
Quick, Jerry [OT/G], Wichita State	1987	Ruff, Guy [LB], Syracuse	1982		
Quinn, Mike [DB], Stephen F. Austin	1997	Rupple, Ernie [T], Arkansas	1968-69		
R		Russell, Andy [LB], Missouri	1963, 1966-76		
Raborn, Carroll [C], SMU	1936-37	Russell, Gary [RB], Minnesota	2007-08		
Rado, Alex [B], New River State	1934-35	Ryan, Ed [E], St. Mary's [Cal.]	1948		
Rado, George [G], Duquesne	1935-37	S			
Radosovich, George [C], Pitt	1953	Sader, Steve [B] no college	1943*		
Ragunas, Vince [B], VMI	1949	Sadowski, Troy [TE], Georgia	1997-98		
Rajkovich, Pete [B], Detroit	1934	Salata, Paul [E], Southern Cal.	1950-51		
Randle El, Antwan [WR], Indiana	2002-05	Sample, John [B], Maryland State	1961-62		
Randour, Hub, Pitt	1935	Samuel, Don [B], Oregon State	1949-50		
Rankin, Walt [B], Texas Tech	1944**	Samuelson, Carl [T], Nebraska	1948-51		
Rasby, Walter [TE], Wake Forest	1994, 2004	Sanchez, Lupe [CB/KR], UCLA	1986-88		
Raskowski, Leo [T], Ohio State	1933	Sandberg, Sigurd [T], Iowa Wesleyan	1935-37		
Rasmussen, Randy [C/G], Minnesota	1984-86	Sandefur, Wayne [B], Purdue	1936-37		
Ravotti, Eric [LB], Penn State	1994-96	Sanders, Chuck [RB], Slippery Rock	1986-87		
Raybon, Israel [DE], North Alabama	1996	Sanders, John [G], SMU	1940-42		
Reavis, Dave [OT], Arkansas	1974-75	Sandig, Curt [B], St. Mary of Texas	1942		
Rechichar, Bert [B], Tennessee	1960	Sandusky, Mike [G], Maryland	1957-65		
		Sapp, Theron [B], Georgia	1963-65		



LEON SEARCY

Searcy, Leon [OT], Miami (Fla.)	1992-95
Sears, Vic [T], Oregon State	1943*
Sebastian, Mike [B], Pitt	1935
Seigler, Richard [LB], Oregon State	2006
Seitz, Warren [TE], Missouri	1986
Semes, Bernard [B], Duquesne	1944**
Sepulveda, Daniel (P), Baylor	2007-09
Seward, Dean [B]	
Sexton, Brent [DB], Elon	1977
Shaffer, George [B], Washington & Jefferson	1933
Shanklin, Ron [WR], North Texas State	1970-74
Sharp, Rick [T], Washington	1970-71
Shaw, Bobby [WR], California	1998-01
Sheffield, Chris [CB], Albany State	1986-87
Shelt, Donnie [SS], South Carolina State	1974-87
Shelton, Richard [CB], Liberty	1990-93
Shepard, Charles [B], North Texas State	1956
Sheriff, Stan [LB], Cal. Polytech	1954
Sherman, Alex [DB], Brooklyn	1943*
Sherman, Bob [B], Iowa	1964-65
Shields, Burrell [B], John Carroll	1954
Shields, Scott [S], Weber State	1999-00
Shiner, Dick [DB], Maryland	1968-69
Shipkey, Jerry [B], UCLA	1948-52
Shorter, Jim [B], Detroit	1969
Shugarts, Brent [DE], Indiana [Pa.]	1987
Shurtz, Hubert [T], LSU	1948
Shy, Don [B], San Diego State	1967-68
Simerson, John [T], Purdue	1937-38
Simien, Tracy [LB], Texas Christian	1989
Simmington, Milt [B], Arkansas	1942
Simmons, Jason [CB], Arizona State	1998-01
Simmons, Jerry [WR], Bethune-Cookman	1965-66
Simmons, Kendall [G], Auburn	2002-08
Simms, Bob [E], Rutgers	1962



Steelers All-Time Roster/Coaches

MEDIA INFORMATION

FOOTBALL STAFF

2010 PLAYERS

2009 IN REVIEW

STEELERS HISTORY

RECORDS

Wilburn, J. R. [WR], South Carolina	1966-70
Wilcots, Solomon [S], Colorado	1992
Wiley, Jack [T], Wayneburg	1946-50
Wilkerson, Eric [RB/WR], Kent State	1989
Williams, Albert [LB], UTEP	1987
Williams, Dave [WR], Washington	1973
Williams, Don [G], Texas	1941
Williams, Eric [S], North Carolina State	1983-86
Williams, Erwin [WR], Maryland State	1969
Williams, Gerald [NT/DE], Auburn	1986-94
Williams, Jerrol [LB], Purdue	1989-92
Williams, Joe [LB], Grambling	1987
Williams, Joe [B], Ohio State	1939
Williams, John L. [FB], Florida	1994-95
Williams, Ray [CB], Rhode Island	1987
Williams, Robert [S], Eastern Illinois	1974
Williams, Sidney [LB], Southern	1969
Williams, Trae [CB], South Florida	2009
Williams, Warren [RB], Miami (Fla.)	1988-92
Williams, Willie [CB], Western Car.	1993-96, 2004-05
Williamson, Fred [B], Northwestern	1960
Willis, Keith [DE], Northeastern	1982-87, 89-91
Wilson, Bill [E], Gonzaga	1938
Wilson, Cedrick [WR], Tennessee	2005-07
Wilson, Frank [TE], Rice	1982
Winfrey, Carl [LB], Wisconsin	1972
Wingle, Blake [G], UCLA	1983-85
Winston, Dennis [LB], Arkansas	1977-81, 85-86
Withycombe, Mike [C], Fresno State	1991
Witman, Jon [FB], Penn State	1996-01
Wolf, Jim [DE], Prairie View	1974
Woffley, Craig [G/OT], Syracuse	1980-89
Wolford, Will [G/T], Vanderbilt	1996-98
Womack, Joe [B], Los Angeles State	1962
Woodard, Ken [LB], Tuskegee Institute	1987
Woodley, David [DB], LSU	1984-85
Woodley, LaMar [LB], Michigan	2007-08
Woodruff, Dwayne [CB], Louisville	1979-85, 87-90
Woods, Donovan [LB], Oklahoma State	2008-09
Woods, Rick [S/CB], Boise State	1982-86
Woodson, Marv [B], Indiana	1964-69
Woodson, Rod [DB/KR], Purdue	1987-96
Woodford, Donnell [CB], Clemson	1997
Worley, Tim [RB], Georgia	1989-91, 93
Woudenben, John [T], Denver	1940-42
Wren, Lowe [B], Missouri	1960
Wright, Anthony [DB], South Carolina	1999
Wukits, Al [C], Duquesne	1943*-44*-45
Wydo, Frank [T], Cornell	1947-51

Y

Young, Al [WR], South Carolina State	1971-72
Young, Dick [B], Chattanooga	1957
Young, Theo [TE], Arkansas	1987
Young, Walter [WR], Illinois	2006
Younger, Paul [B], Grambling	1958
Yurchey, John [B], Duquesne	1940

Z

Zaninelli, Silvio [B], Duquesne	1934-37
Zereoue, Amos [RB], West Virginia	1999-03
Zgonina, Jeff [DE], Purdue	1993-94
Zimmerman, Leroy [DB], San Jose State	1943*
Zombek, Joe [E], Pitt	1954
Zoppetti, Frank [B], Duquesne	1941

*Steelers combined with Philadelphia Eagles
 **Steelers combined with Chicago Cardinals.
 Current players in bold

All-Time Head Coaches

Coch (Years)	Overall** Record	Coch (Years)	Overall** Record
Austin, Bill (1966-68)	11-28-3 (.298)	McNally, Johnny "Blood" (1937-39)	61-9-0 (.240)
Bach, Joe (1935-36, 52-53)	21-27-0 (.438)	Michelosen, Johnny (1948-51)	20-26-2 (.438)
Bell, Bert (1941)	0-2-0 (.000)	Nixon, Mike (1965)	2-12-0 (.143)
Cowher, Bill (1992-06)	161-99-1 (.619)	Noll, Chuck (1969-1991)	209-156-1 (.572)
DiMelo, Luby (1934)	2-10-0 (.167)	Parker, Raymond (1957-64)	51-48-6 (.514)
Donelli, Aldo (1941)	0-5-0 (.000)	Sutherland, Jack (1946-47)	13-10-1 (.563)
Douds, Forrest (1933)	3-6-2 (.364)	Tomlin, Mike (2007-09)	34-18 (.654)
Kiesling, Walt (1939-40, 41-44*, 54-56)	30-55-5 (.361)	Total	565-528-21 (.510)
Leonard, Jim (1945)	2-8-0 (.200)	*Kiesling was co-head coach with Greasy Neale in 1943 (Phil. Pitt.) and with Phil Handler in 1944 (Card. Pitt.) ** Record includes postseason.	

All-Time Assistant Coaches

April, Bobby	1994-95	Leonard, Jim	1942
Anderson, Ken	2007-09	Lewis, Art	1960-61
Arians, Bruce	2004-09	Lewis, Marvin	1992-95
Archer, Mike	1996-02	Lewis, Tim	1995-03
Bach, Joe	1935-36	Ligaschesky, Bob	2007-09
Ball, Herman	1955	McGraw, Thurman	1958-61
Blackledge, Ron	1982-91	McLaughlin, Leon	1966-68
Bratkowski, Bob	1999-00	McPeak, Bill	1956-58
Brazil, Dave	1989-91	Meyers, Bill	1984
Bridgers, John	1969	Michelosen, John	1946-47
Butler, Jack	1961-63	Mitchell, John	1994-09
Butler, Keith	2003-09	Moore, Tom	1977-89
Capers, Dom	1992-94	McNally, Johnny "Blood"	1936
Carson, Bud	1972-77	Mularkey, Mike	1996-03
Cherundolo, Charles	1948-57, 61	Neale, Greasy	*1943
Clements, Tom	2001-03	Nixon, Mike	1961-65
Coley, Max	1969-71	Ormiston, Ken	1948-50
Craft, Russ	1956	Painter, Dwain	1988-91
Culley, David	1996-98	Panilli, Babe	1971-73
Daniel, James	2004-09	Patrick, Frank	1948
Davis, Robert	1951	Perles, George	1972-81
DePasqua, Carl	1968	Perry, Darren	2003-06
DiMancheff, Boris	1958-59	Perry, Lowell	1957
Dorais, Gus	1952	Plasman, Dick	1958-61
Doran, Jim	1964-65	Radakovich, Dan	1971, 74-77
Dotsch, Rollie	1978-81	Ramsay, Buster	1962-64
Dudley, Bill	1956	Reese, Cad	1934-36
Dungy, Tony	1981-88	Riecke, Lou	1970-79
Eatman, Irv	2000	Ronzani, Gene	1954
Ehrhardt, R [S/CB], Boise State	1992-95	Robinson, Willy	2001-03
Evans, Walt	1982-88	Rooker, Harvey	1948
Fletcher, Tom	1966-68	Rooney, JP	1934-35
Fichtner, Randy	2007-09	Rust, Rod	1989
Fitzgerald, Dennis	1982-88	Sherman, Ray	1998
Fox, John	1989-91	Skladany, Joseph	1947
Fry, Bob	1969-73	Skorich, Nick	1955-57
Furness, Steve	1992-93	Snyder, Bob	1955
Galley, Chan	1994-97	Sorter, Wilbur	1940
Gilbride, Kevin	1999-00	Souchak, Frank	1946
Gilmer, Harry	1957-60	Spencer, Kevin	2002-06
Greene, Joe	1987-91	Spezzaferro, John	1976
Grimm, Russ	2001-06	Stautner, Ernie	1963-64
Guay, John	1992-93	Stephenson, Kent	1992-00
Hackett, Walter	1969-70	Stewart, George	1989-91
Handler, Phil	*1944	Stille, Ken	1959-63
Harrison, Bob	1992-93	Summer, Charley	1969-72
Haslett, Jim	1997-99	Taylor, Hugh	1966-68
Hages, Jay	1999-01	Taylor, Lionel	1970-76
Heffeler, Ernie	1965	Torgeson, LaVerne	1962-68
Heinrich, Don	1966-68	Uram, Paul	1972-81
Henry, Jack	1990-91	Valesente, Bob	1990-91
Hoak, Dick	1972-06	Walls, Will	1962-63
Hodgson, Pat	1992-95	Walker, Dick	1978-81
Horton, Ray	2004-09	Walton, Frank	1947
Hughes, Jed	1964-88	Walton, Joe	1990-91
Hunter, Hal	1985-88	Whipple, Mark	2004-06
Jackson, Kenny	2001-03	Whisenhunt, Ken	2001-06
Jones, Amos	2007-09	Widenhofer, Woody	1973-83
Jones, Edgar	1953-59	Wilson, Kirby	2007-09
Keane, Tom	1955	Wray, Lud	1945
Kiesling, Walt	*1938-39, 41, 49-54, 57-61	Zierlein, Larry	2007-09
Kolb, Jon	1982-91	Zook, Ron	1996-1998
Kuharich, Joe	1946	*Kiesling and Neale were co-head coaches of Phil. Pitt in 1943	
Laune, Bobby	1964-65	Kiesling and Handler were co-head coaches of Card. Pitt in 1944	
LeBeau, Dick	1992-96, 04-09	Current coaches in bold	

Steelers All-Time Jersey Numbers

- 00** Johnny Clement (46-48)
- 0** Jack Collins (52)
Johnny Clement (46-48)
- 1** Anthony Wright (99), Gary Anderson (82-94), Dave Trout (81), Merlyn Condit (40), Warren Heller (36), Zeher (35)
- 2** Dennis Dixon (08-09), Brian St. Pierre (03-04, 06-07), Todd Peterson (02), Matt George (98), Jon Staggers (70-72), Bill Lajousky (36), Sigurd Sandberg (35)
- 3** Jeff Reed (02-09), Kris Brown (99-01), Rohn Stark (95), Mark Royals (92-94), Andy Tomasic (42), Bill Dudley (42), Thomas Thompson (40), Maurice Bray (35)
- 4** Tyler Packo (09), **Byron Leftwich (08)**, Josh Miller (96-03), Dan Strzyski (90-91), Andy Tomasic (42), Frank Bykowski (40), Mel Pittman (35)
- 5** Paul Ernster (08), David Trout (87), Craig Colquitt (78-81, 83-84), Terry Hanratty (69-76), John Binotto (42), Henry Bruder (40), George Rado (36), Gene Augusterfer (35)
- 6** Bubby Brister (86-92), Jim Elliott (67), Chester Johnson (40), Cosgrove (35)
- 7** Ben Roethlisberger (04-09), Pete Gonzalez (98-99), Reggie Collier (87), Jack Kemp (57), John Lyle (56), James Finks (51-52, 54-55), Leroy Zimmerman (43), Reggie Coldagelli (40), Reznichak (35)
- 8** Tommy Maddox (01-05), Everett Fisher (40), Joseph Yurcic (40), DeLuca (35)
- 9** Daniel Sepulveda (07-09), Norm Johnson (95-98), Matt Bahr (79-80), Dick Brown (69), John Foruria (67-68), George Kieck (40), Bush (35)
- 10** Santonio Holmes (06-09), Kordell Stewart (95-02), John Bruno (87), Scott Campbell (84-86), Roy Gerela (71-78), Kent Nix (67-69), Ron Smith (66), Rudy Bukich (60-61), Dan Nolan (59), Earl Morrall (57-58), Alex Sherman (43), Russell Cotton (42), Boyd Brumbaugh (40), Byron (Whizzer) White (38), Dom Cara (37), Wayne Sandefur (36), Stan Olejniczak (35), Marv Ellstrom (35)
- 11** Stefan Logan (09), Quincy Morgan (05), Kent Graham (00), Mike Quinn (97), Rick Strom (89-93), Jeff Quinn (82), Gene Mingo (69), Rich Badar (67), Ron Meyer (65), Howard Hartley (49-51), Norm Mosley (48), Curtis Sandig (42), John Schmidt (40), John Yurchey (40), Mike Basrak (37), Maurice Bray (36), Valenti (35), Van Horn (35)
- 12** Terry Bradshaw (70-83), Terry Nofsinger (63-64), Jack Scarbath (56-57), Vic Eaton (55), Stan Zajdel (51), Nick Skorich (48), Dick Riffe (42), Morgan Tiller (42), William Patterson (40), Bill Davidson (37), Henry Weisenbaugh (35), Alex Rado (35)
- 13** Bill Mackrides (54), Lee Mul-leneaux (36), Redding (35), Harbes (35)
- 14** Limas Sweed (08-09), Tom Rouen (02), Shane Edge (96), Neil O'Donnell (90-95), Todd Blackledge (88-89), Alan Watson (70), Bill Shockley (68), Bill Nelsen (63-67), Vic Eaton (54), Ed Kissell (52-54), Lynn Chandnois (51), Ernest Bonelli (46), Joseph Maras (40), George Kase (36-37), George Nicksich (35), John Gildea (35)
- 15** Willie Reid (06-07), Bobby Shaw (98), Steve Bono (87-88), Mike Kruczek (76-79), George Izo (65), Ed Brown (62-64), Ted Laux (43), Vernon Martin (42), John Blood McNally (37), Vic Vidoni (35), Warren Heller (35)
- 16** Charlie Batch (02-09), Jim Miller (94-96), Mark Malone (80-87), Neil Graff (76-77), Dock Mosley (69), Ken Hebert (68), Tommy Wade (64-65), John Green (60), Len Dawson (57-59), Dave Androzowski (56), Gonzales Morales (47-48), Allan Donelli (42), Carroll Raborn (36-37), Clarence Janeczek (35), Ben Ciccone (35)
- 17** Mike Wallace (09), Mitch Berger (08), Chris Gardocki (04-06), Tee Martin (00-01), Curtis Marsh (97), John Goodson (82), Joe Gilliam (72-75), Dick Shiner (68-69), Ted Marchibroda (55), Paul Held (54), Maurice Duncan (54), Gary Kerkorian (52), Joe Glamp (47-49), Joe Hogue (42), Armand Niccolai (35-37, 40), Bob Hall (35)
- 18** Walter Young (06), Mike Tomczak (93-99), Harry Newsome (85-89), Cliff Stoudt (77-83), Terry Nofsinger (61-62), Jack Stephans (59), Jack Kemp (57-58), Ted Marchibroda (55-57), Pat Brady (54), Chuck Ortmann (52), Alex Lukachik (42), Frank Sullivan (40), Max Fiske (37), Loran Ribble (35), George Rado (35)
- 19** Tyler Grisham (09), Andre Coleman (97), David Woodley (84-85), Maury Duncan (56), Pat Stark (56), George Somers (42), Max Fiske (37), Vic Vidoni (36), Turner (35), Johnson (35)



BRYANT MCFADDEN

- 20** Keenan Lewis (09), Bryant McFadden (05-08), Dewayne Washington (98-03), Eric Pegram (95-96), Dwight Stone (87-94), Ernest French (82), Rocky Bleier (71-80), Paul Martha (64-69), Jack Stanton (61-62), Bill Butler (61), Jack Morris (60), Don Sutherland (59), Jack Call (59), Dick Christy (58-59), Eugene Cichowski (57-58), John Howie (56), Gene Rossi (56), Pat Stark (54), Howard Hartley (52), George Siroschman (42), Elmer Hackney (42), Rondour (35), Wilbur Sortet (34-37, 40)
- 21** Mewelde Moore (08-09), Ricardo Colclough (04-06), Amos Zereoue (99-03), Bo Orlando (98), Donnell Woolford (97), Deon Figures (93-96), Richard Bell (90), Greg Lee (88), Eric Williams (83-86), Tony Dungy (77-78), Glenn Scolnick (73), Gene Mingo (70), Jim Shorter (69), Jim Bradshaw (64), Karl Karlavacz (61), Lou Levanti (51), Chuck Cherundolo (42-48), Lou Tomasetti (40), John Vaughan (35)
- 22** William Gay (07-09), Duce Staley (04-06), Dee Brown (03), Hank Poteat (00-02), Terrance Joseph (98), John L. Williams (94-95), Larry Griffin (87-93), Rick Woods (82-85), Ernie Pough (76), Dick Conn (74), Bobby Layne (58-62), Richie McCabe (58), Fred Bruney (57), Lowell Lander (56), Jack Zachary (54), Harold Payne (52), Jerry Nuzum (48-49, 51-52), Ralph Wenzel (42), John Klumb (40), Frank Ivy (40), Silvio Zaninelli (35-37)



Steelers All-Time Jersey Numbers

MEDIA INFORMATION

FOOTBALL STAFF

2010 PLAYERS

2009 IN REVIEW

STEELERS HISTORY

RECORDS

429

23 Tyrone Carter (04-09), Jason Simmons (98-01), Anthony Daigle (94-95), Sammy Walker (91-92), Tim Tyrrell (89), Spark Clark (87r), Chris Brown (83-85), Fred Bohannon (82), Mike Wagner (71-80), Bob Campbell (69), Jim "Cannonball" Butler (65-67), Bill "Red" Mack (61-63), Harold Payne (52), Joe Gasparella (51), Ed Paskey (51), Bill Pavlikowski (51), Armand Niccolai (42), John Berdelli (42), Rocco Pirro (40), John Gildea (36), _ Oliver (35)

24 Ike Taylor (03-09), Nakia Codie (00), Chris Oldham (95-99), Tim McKyer (94), Richard Shelton (91-93), Rodney Carter (88-89), Rich Erenberg (84-86), J.T. Thomas (73-81), Kenny Graham (70), Jon Henderson (68-69), Jim Bradshaw (64-65), John Sample (61-62), Bob Luna (59), Clive Bullion (59), Billy Wells (57-58), Dick Hughes (57), Henry Ford (56-57), Richie McCabe (55, 58), Russ Craft (54), Claude Hipps (52), Ed Brett (37), John Turley (36), _ Souffley (35)



25 Ryan Clark (06-09), B.J. Tucker (03), Fred McAfee (95-98), Gary Jones (90-91, 93-94), David Arnold (89), Anthony Tuggle (85-87), Greg Best (83), Marvin Cobb (80), Ray Oldham (78), Ron Shanklin (70-74), Don Shy (67-69), Jerry Simmons (63, 66), Kraig Lofquist (65), Roy Curry (63), David Ames (60), Ray Mathews (52, 54-59), Dick Hendley (51), Jack Butler (50), John Naitoa (42), Coley McDonough (40), Vince Sites (36-37), Bill Snyder (35), Ben Smith (34)

26 Deshaea Townsend (98-09), Rod Woodson (87-96), John Swain (85-86), Scoop Gillepsie (84), Preston Pearson (70-74), John Sodaski (69), Rocky Bleier (68), Brady Keys (61-67), Joe Scudero (60), Ron Hall (59-60), Gary Glick (57-59), Lou Baldacci (56), Dewey McConnell (54-55), Art DeCarlo (54), Bill Robinson (52), Bill Holcomb (37), Ed Skoronski (36), Joe Wiehl (35), John Oehler (34)

27 Joe Burnett (09), Anthony Smith (06-08), Willie Williams (04-05), Brent Alexander (00-03), Travis Davis (99), Willie Williams (93-96), Thomas Everett (88-91), Greg Hawthorne (79-83), Glen Edwards (71-77), Clarence Oliver (69-70), Bill Mack (65), Dick Haley (61-64), Dean Derby (57-61), Ted Weger (57), Gary Glick (56), Lou Baldacci (56), Tad Weed (55), Jim Brandt (52-54), Fran Rogel (51), George Papach (48-49, 51), John Butler (43), Dick Riffe (42), Clarence Thompson (37), Ed McDonald (36), Charles Casper (35), George Kavel (34)

28 Jovon Johnson (06), Chris Hope (02-05), Ainsley Battles (00), John Jenkins (98), Alvoid Mays (95), Lupe Sanchez (86-88), Robert Williams (84), Alvin Maxson (77-78), Ocie Austin (70-71), Clendon Thomas (62-68), Henry Clement (61-62), Rex Johnston (60), Don Nikles (60), Don Bishop (59), Jim Smith (59), George Volkert (58), Dick Hughes (57), Lou Cimarolli (56), Leon Campbell (55), Ed Kissell (55), Al Brosky (54), Pat Brady (52), Tony Momen (51), John Gruble (51), Bob Davis (48-49), Theo Doyle (40-42), Sigurd Sandberg (36-37), _ Chase (35)

29 Ryan Mundy (09), Chidi Iwuoma (02-06), Lance Brown (98-99), Randy Fuller (95-97), Barry Foster (90-94), Cornell Gowdy (87-88), Ron Johnson (77-84), Brent Sexton (77), John Dockery (72-73), Fred Barry (70), Bob Hohn (65-69), Joe Smaltz (60-63), Walt Williamson (59), Lowell Lander (56), Joe Lamas (42), Don Campbell (40), Stu Smith (37), Ben Smith (35)

30 Roy Lewis (08), Allen Rossom (07), Chad Scott (97-04), Victor Jones (93), Frank Pollard (83-88), Larry Anderson (78-81), Terry Cole (70), Bill Asbury (66-69), Bob Harrison (64), Tom Tracy (58-63), Ed Sears (58), Stan Zajdel (52), Truett Smith (51), Vince Ragunas (49), Bill Garnaas (48), George Gonda (42), Don Looney (42), Stan Pavkov (40), Joe Cardwell (37), John Karcis (36), Norm Greeney (35)

31 Fernando Bryant (08), Mike Logan (01-06), Donnie Shick (74-87), Al Young (72), Carl Crennel (70), Ed Hoiler (64), C.R. Roberts (59), Larry Krutko (58), Bill Hewitt (43), Bob Masters (43), Tony Bova (42)

32 Franco Harris (72-83), Hubie Bryant (70), Ken Liberto (69), Byron McCabe (68), Joe Womack (62-63), Willie Simpson (61), Ted Wianowski (56), Charles Gauer (43), Tom Brown (42), Ben Vaznelis (42), Henry Marker (34)

33 Gary Russell (07-08), Russell Stuvaints (03-05), R.J. Bowers (01), Richard Huntley (98-00), Byron "Bam" Morris (94-95), Merrill Hoge (87-93), Harvey Clayton (83-86), Anthony Anderson (79), John Fuqua (70-76), Walt Mitchell (69), Theron Sapp (63-65), Dick Young (58), Fran Rogel (54-57), Jerry Shipkey (51-52), George Murphy (51), Charles Seabright (48-49), Stephen Sader (43), Allan Donelli (42), Walter Lamas (42), Walter Stroscher (42), George Piatukis (40), John Gildea (37), Joe Malkovich (35), Silvio Zaninelli (34)

34 Rashard Mendenhall (09), Veron Haynes (02-07), Tim Lester (95-98), Leroy Thompson (91-93), Walter Abercrombie (82-87), Andy Russell (66-76), Bob Soleau (64), Bob Simms (62), Charles Scales (60-61), Leo Elter (58-59), Lem Harkey (55), Paul Cameron (54), Fran Rogel (52), Hubbard Law (42), Warren Heller (34)



35 Trae Williams (09), Corey Ivy (09), Dan Kreider (00-07), Carlos King (98), Fred McAfee (94), Delton Hall (87-91), Ray Williams (87r), Jack Delaplane (76-79), Steve Davis (72-74), Booth Lusteg (68), Tom Watkins (68), John Henry Johnson (60-65), Rudy Hayes (59), Paul Younger (58), Dick Young (57), Charles Shepard (56), Sam Pino (56), Tom Calvin (52, 54-55), Joe Geri (49-51), Bill Dudley (42), John Schiehl (42), Walt Kiesling (37), Ed Karp (36), John Blood McNally (34)

Steelers All-Time Jersey Numbers

36 Jerome Bettis (96-05), Fred Foggie (94), David Hughes (86), Todd Spencer (84-85), Guy Ruff (82), Wentford Gaines (77), Dave Brown (75), Jim Brumfield (71), Don McCall (69), Charlie Blvins (67), Clarence Peaks (64-65), Andy Russell (64), Wilbert Scott (61), Rudy Hayes (60, 62), Marion Motley (55), Don Samuel (49-50), John Woudenberg (40, 42), Ed Karp (36-37, 40), Basilio Marchi (34)



CARNELL LAKE

37 Anthony Madison (06-09), Ainsley Battles (04), Carnell Lake (89-98), Kelvin Middleton (87), Donnie Elder (86), Frank Wilson (82), Laverne Smith (77), Bill Cahill (73), Charles Beatty (69-70, 72), Bob Morgan (67), Bob Smith (66), Ken Kirk (62), Mike Henry (60-61), Bo Dickinson (59), Dale Atkinson (57-58), Marion Motley (55), Burrell Shields (54), Jack Wagner (54), Jack Spinks (52), Joe Hollingsworth (51), Henry Minarik (51), Bill McPeak (49), Ernest Steele (43), Clure Mosher (42), Mose Kelsch (34).

38 Carey Davis (07-09), Jon Witman (96-01), Tim Worley (89-91, 93), Rock Richmond (87), Elton Veals (84), Sidney Thornton (77-81), Ed Bradley (72-75), Earl Gros (67-69), Mike Lind (65-66), Frank Pastin (42), John Love (34)

39 Willie Parker (04-09), Erik Totten (02), Darren Perry (92-98), Rick Moser (79-82), Sidney Thornton (78), Bobby Walden (68-77), Larry Krutko (58-61), Allan Cann (58), Sid Watson (55-57), Leo Elter (54), Ed Modzelewski (52), David Bernard (42), George Dobash (42), John Perko (37, 40), Max Fiske (36), Armand Niccolai (34)

40 Patrick Cobbs (06), Myron Bell (94-97, 01), Stan Smagala (92), Richard Shelton (90), Eric Wilkerson (89), Dan Reeder (86-87), Anthony Corley (84), Randy Reutershan (78), Preston Carpenter (60-63), Russ Craft (54), George Hughes (51), Mike Rodak (42), Carl Nery (40), Hayden Mayhew (37), Rudy Tesser (34-35)

41 Grant Mason (07), Andre Lott (06), Lee Flowers (95-02), Solomon Wilcots (92), Kevin Smith (91), Chris Sheffield (86-87), Sam Washington (82-85), Tom Moriarty (80), Nat Terry (78), Dennis Meyer (72-73), Larry Elkins (69), Bernie Wyatt (62), Earl Girard (57-58), Fred Bruney (56), Lowell Perry (56), Dick Doyle (55), Johnny Latner (54), Tony Bova (42)

42 John Kuhn (06), Myron Bell (00), Randy Cuthbert (93), Warren Williams (88-92), Dave Edwards (85-87), Anthony Washington (81-82), Dick Hoak (61-70), Lowe Wren (60), Dick Alban (56-59), Jim Hill (55), Jack Collins (52), Pat Brady (52), Joe Hollingsworth (49-51), Harry Sweesy (51), Ray Evans (48), Walter Kichefski (42), Samuel Boyd (40)

43 Troy Polamalu (03-09), George Jones (97), Steve Avery (94-95), Shawn Vincent (91), Ray Wallace (89), Earnest Jackson (87-88), Tim Harris (83), Frank Lewis (71-77), Erwin Williams (69), Glen Glass (63), Overton Curtis (61), Tom Barnett (59-60), Fay Mitchell (58), William Bowman (57), Jim Hill (55), Jack Hinkle (43)

44 Frank Summers (09), Najeh Davenport (06-08), Terry Richardson (96), D.J. Johnson (89-93), Rodney Carter (87), Henry Odom (83), Frank Pollard (80-82), Mike Collier (75-76), Lee Calland (69-72), Bob Wade (68), Bill Daniels (61-66), Bert Rechichar (60), Art Davis (58), Earl Girard (57), Vic Pollock (52), Ray Mathews (51), Dick Hensley (51), Tony Compagno (48), John Sanderson (42), Stu Smith (40), Carl Littlefield (41), Bill Breedon (37), Forrest Douds (34-35)

45 Chris Fuamatu-Ma'afala (98-02), Chuck Sanders (86-87), Russell Davis (80-83), Jim Allen (74-77), John Nice (69), Dick Compton (67-68), Ralph Felton (58), Brad Myers (57), Art Davis (56), Paul Cameron (54), Bob Cifers (47-48), Walter Kichefski (40, 42), Norm Greeney (34)

46 Arnold Harrison (05), Dante Brown (03), Troy Sadowski (97-98), Reggie Harrison (74-77), Warren Bankston (69-73), Chet Anderson (67), Frank Lambert (65-66), Phil King (64), Bob Ferguson (62-63), Bob Coronado (61), Fred Williamson (60-61), Charley Tolar (59), Billy Reynolds (58), Bill Walsh (49-51), Ed Ryan (48), Arthur Albrecht (42)

47 Ron Stanley (06), Scott Shields (99-00), Bruce Jones (87), Cameron Riley (87), Steve Morse (85), Mel Blount (70-83), Marv Woodson (64-69), Jackie Simpson (61-62), Dick Moegle (60), Izzy Weinstock (37), Ed Matesic (36)

48 Matt Cushing (00-04), A.J. Ofo-dile (95), David Little (81), John Rowser (70-73), Gary Ballman (62), Leroy Reed (58), Lionel Reed (56), Joe Gasparella (48, 51), Eberle Schultz (42), Jesse Quatse (34)

49 Sean McHugh (08-09), Barron Miles (95), Dwayne Woodruff (79-90), Ralph Anderson (71-72), John Sodaski (70), Lou Harris (68-69), Amos Bullock (66), Bob Sherman (64-65), Ronnie Hall (59), William Bowman (57), Lynn Chandnois (52, 54-56), Charles Ortman (51), Jerry Shipkey (48-49), Bob Thurban (43)



LARRY FOOTE

50 Rocky Bolman (09), Larry Foote (02-08), Earl Holmes (96-01), Reggie Barnes (93), David Little (80-92), Darryl Knox (87), Tom Graves (79), Jim Clack (69-77), Bill Saul (64, 66-68), John Reger (55-63), Stan Sheriff (54), Melvin Fulwyler (54), George Tarasovic (52), Al Wukits (43), Harold Hinte (42), Nick Studen (42), John Noppenburg (40)

51 James Farrior (02-09), Mike Jones (01), Carlos Emmons (96-99), Ed Robinson (94), Chuck Lanza (88-89), Paul Oswald (87), John Lott (87), Dan Turk (85-86), Loren Toews (73-83), Bob Maples (71), Jim Powell (66), Ken Henson (65), Buzz Nutter (61-64)



Steelers All-Time Jersey Numbers

MEDIA INFORMATION

FOOTBALL STAFF

2010 PLAYERS

2009 IN REVIEW

STEELERS HISTORY

RECORDS

52 Mike Webster [74-89], Jim O'Shea [71], Sid Williamson [69], Mike Connelly [63], Gene Breen [65], Jack Klotz [59], George Tarasovic [57-58], Charles Lattimer [54], Ray Graves [43]

53 Bruce Davis [08], Clark Haggans [00-07], Steven Conley [96-98], Bryan Hinkle [81-93], Dennis Winston [77-81], Greg Blankenship [76], Ray Pinney [76], Henry Davis [70-73], John Campbell [65-69], Ken Kirk [62], George Tarasovic [56], Theo Grabinski [40], Byron Haines [37]

54 Andre Frazier [07-09], Rian Wallace [05-06], Mike Schneek [99-04], Donta Jones [95-98], Hardy Nickerson [87-92], Fred Small [85], Craig Bingham [82-84, 87r], Zack Valentine [79-81], Dave LaCrosse [77], Marv Kelum [74-76], Doug Fisher [69-70], Max Messner [64-65], Val Jansante [46-51]

55 Patrick Bailey [08-09], Marquis Cooper [07], Joey Porter [99-06], Jerry Olsavsky [90-97], Darin Jordan [88], Ken Woodard [87r], Dennis Winston [85-86], Rick Donnalley [82-83], Jon Kolb [69-81], Pat Killion [66], Dan James [60], Buck Grover [59], John Cenci [56], Lou Tepe [55], Tony Morsen [51], Charles Mehlich [46-51], Milt Simington [42]

56 LaMarr Woodley [07-09], Chucky Okobi [01-06], Mike Vrabel [98-00], Patrick Scott [95-96], Rico Mack [93-94], Rob McGovern [91], Tyrone Stowe [87], Robin Cole [77-87], Ray Mansfield [68-76], Bob Rowley [63], George Tarasovic [56], Marvin Matuszak [55], Fred Broussard [55], Bill Walsh [51-52, 54], Bob Balog [49-50, 51]

57 Keyaron Fox [08-09], Clint Kriewaldt [03-07], John Fiala [98-02], Eric Ravotti [94-96], Jerrol Williams [90-92], Mike Merriweather [82-87], Sam Davis [67-79], Art Hunter [65], Ed Beatty [57-61], Jim Taylor [56-57], Dick Flanagan [54-55], Frank Sinkovitz [47-52]

58 Jack Lambert [74-84], Chuck Allen [70-71], Ed Pine [65], Gail Clark [63], Roger Pillath [60]

59 Todd Seabaugh [84], Jack Ham [71-82], Ray May [67-69], Lou Levanti [51-52], Paul O'Brien [51]

60 Greg Warren [05-09], Oliver Ross [00], Anthony Brown [99], Mark Rodenhauser [98], Kendall Gammon [92-95], Brian Blankenship [87-91], Randy Rasmussen [86], Ben McGee [64-72], Rudy Hayes [61], Don Rohrer [60], Dale Dodrill [51-52, 54-59], Paul Salata [51], Leo Nobile [48-49], Ed Michaels [43]

61 Jared Retkofsky [08-09], Sean Mahan [07], Jeff Smith [02], Tom Myslinski [00], Greg Black [95], Tim Simpson [94], Dean Caliguire [91], Charlie Dickey [87r], Blake Wingle [83-85], Tyrone McGriff [80-82], Brian Stenger [69-73], Jerry Mazzanti [67], Eli Strand [66], Fran Mallick [65], Riley Gunnels [65], Ed Meyer [60], Ted Karras [58-59], Marv McFadden [56], Marv Matuszak [55], Lou Tepe [54-55], Dick Miller [52], Gordon Paschka [43]

62 Justin Hartwig [08-09], Marvin Philip [06], Roger Duffy [98-01], Tom Myslinski [96-97], Todd Kalis [94], Tunch Ilkin [80-92], Jim Wolf [74-75], Ralph Welzel [66-71], Mike Sandusky [57-65], Art Michalik [55-57], Pete Ladygo [54], Dick Tomlinson [51-52], Steve Suhey [48-49]

63 Dermontti Dawson [88-00], Robert Washington [87r], Pete Rostovsky [84-86], Thom Dornbrook [79], Ernie Holmes [72-77], Rod Breedlove [65-67], Art Anderson [63], Pete Perrault [62], Jim Palmer [61], John Perkins [59], Bob Dougherty [58], George Tarasovic [56], Hal Hunter [56], Al Maier [55], Bill Pearman [54], Darrell Hogan [49, 51-52], Dick Mace [51]



JEFF HARTINGS

64 Doug Legursky [09], Jeff Hartings [01-06], Kenny Davidson [90-93], Jerry Reese [88], Alan Huff [87r], Edmund Nelson [82-87], Steve Furness [72-80], Chuck Hinton [64-71], John Kapale [60-62], Bill Krisher [58-59], Bill Priatko [57], Bill Michael [57], Marv Matuszak [56-57], Don Penza [56], Don Earley [56], Joe Tyrell [55], Rudy Andabaker [52-54], Bryant Meeks [47-48], Clark Goff [40], John Karcis [37]

65 Kraig Vabik [09], Jeremy Parquet [07-08], Rich Tylski [00-01], Alan Faneca [98-99], John Jackson [88-97], Jim Boyle [87], Ray Pinney [85-87], Tom Beasley [78-83], Lloyd Voss [66-71], Bob Nichols [65], Tom Bettis [62], John Nisby [57-61], Bob O'Neil [57], Ralph Jecha [56], Wayne Edmonds [56], George Hughes [51-52, 54-55], Louis Allen [51], John Mstrangelo [48]



DONALD EVANS

66 Tony Hills [08-09], Alan Faneca [98-07], Jim Sweeney [96-99], Tom Newberry [95], Siulagi Palelei [94], Donald Evans [90-93], Mark Behning [86], Ted Petersen [77-83], Bruce Van Dyke [67-73], Myron Pottios [61-63, 65], Dick Campbell [58-60], Aubrey Rozelle [57], Gerald Leahy [57], George Kennard [57], Marv Matuszak [56], John Schweder [54-55], Pete Ladygo [52], Don Samuel [49, 51]

67 Kimo von Oelhoffen [00-05], Shar Pourdanesh [99], Jamain Stephens [96-98], Duval Love [92-94], Mike Hinnant [89], Gary Dunn [76, 78-87], Craig Hanneman [72-73], Clarence Washington [69-70], Dick Capp [68], Bob Schmitz [61-64, 66], Earl Butler [60], Claude Billingsley [59], John Nisby [57], Ralph Freeman [57], Jerry Jacobs [56], Nick Feher [55], George Onesky [55], Truett Smith [52], Enio Conti [43]

68 Chris Kemoeatu [05-09], Keydrick Vincent [01-04], Shar Pourdanesh [00], Brenden Stai [95-99], Lonnie Palelei [93], Mike Withycombe [91], Lorenzo Freeman [87-90], Jeff Lucas [87], L.C. Greenwood [69-81], Mike Magac [65-66], Ron Stehower [60-64], Mike Henry [59], Bob Dougherty [58], Ed Beatty [57], Frank Palmisano [54], John Schweder [51-52], Alex Aurilio [51], Floyd Simpson [51]

Steelers All-Time Jersey Numbers

69 Jason Capizzi (07-08), Ariel Solomon (91-95), Ben Thomas (88), David Opfar (87), Gabe Rivera (83), Fred Anderson (78), Jerry Hill-Brand (68-70), Buck Grover (60), Bob Stark (59), Mike Iannucci (56)



ERNE STAUTNER

70 Ernie Stautner (51-63), Darwin Horn (51)

71 Scott Paxson (08), Todd Fordham (03), Larry Tharpe (00), Orpheus Royle (96-99), Dan Fike (93), Tom Ricketts (89-91), Ted Petersen (87r), Emil Boures (83-84), Gordon Gravelle (72-76), Dick Arndt (61), Charles Bradshaw (61-66), Ken Longenecker (61), Joe Lewis (58-60), John Coyne (56), Frank Kilroy (43)

72 Darnell Stapleton (07-09), Barrett Brooks (03-05), Wayne Gandy (99-02), Bernard Dafney (96), Leon Searcy (92-95), Buddy Aydelette (87), Ray Snell (84-85), Gerry Mullins (71-79), Joe Greene (69), Fran O'Brien (66-68), Ray Lemek (62-65), Dick Klein (61), Byron Beams (59-60), John Simerson (59), Darrell Dess (58), Bill Schmitt (58), Willie Lee (57), Sid Fournet (57), Bob Gaona (54-57), Earl Murray (52), Alex Smail (52), Paul Lea (51), Dale Dodrill (51), Red Moore (47-49), Ted Doyle (43)

73 Ramon Foster (09), Kendall Simmons (02-08), Chris Combs (00-01), Justin Strzelczyk (90-99), Craig Wolfley (80-89), Rick Druschel (74-75), Rick Sharp (70-71), Ernie Ruple (68-69), Ray Mansfield (63-67), Frank Atkinson (63), John Baker (62), George Balthazar (61), Will Renfro (60), Ray Fisher (59), Fran Holohan (56), Carl Holben (54), Joseph Fagan (54), Frank Letteri (52), Louis Allen (51-52), Darrell Hogan (51), Bill Cregar (48)

74 Willie Colon (06-09), Jim Jones (04), Chris Sullivan (00), Nolan Harrison (97-99), Terry Long (84-91), Mark Kirchner (83), Ray Pinney (76-82), Dave Reavis (74-75), Tom Keating (73), John Brown (67-71), Riley Gunnels (65-66), Urban Henry (64), Lou Cordileone (62-63), John Kenerson (62), George Strugar (62), George Denko (61), Frank Varrichione (55-60), John Lapsley (54), Pete Ladygo (52)

75 Joe Greene (69-82), Ken Kortas (65-69), Joe Krupa (56-64), Nick Bokovac (54), Dick Fugler (52), Jack Gearing (52), George Hays (51), John Schweder (51), Jack Wiley (48-49)

76 Chris Hoke (01-09), Kevin Henry (93-00), Rollin Putzier (88), Jerry Quick (87), Glen Howe (85), John Banaszak (75-81), Glen Ray Hines (73), Burt Askson (71), Mike Haggerty (67, 69-70), Gene Lipscomb (61-62), Ken Longenecker (60), George Belotti (59), Bill McClung (55-58), Pete Ladygo (54-55), Don Tasotti (54), Doug Conaway (52), Tom Brown (42)

77 Sunny Harris (09), Marvel Smith (00-08), Kris Farris (99), Will Wolford (96-98), Carlton Haselrig (90-93), Jim Boyle (87-88), Mark Smith (87r), Steve August (84), Steve Courson (78-83), Charlie Davis (74-75), Mel Holmes (71-73), Mike Taylor (68-69), Dan James (61-66), Billy Ray Smith (58-60), Tom O'Brien (58), Gus Cifelli (54), Tom Palmer (54-55), John Schweder (52), Walter Szot (52), Ray Mathews (51), Bob Gage (49-50), Paul Davis (48)

78 Max Starks (04-09), Mathias Nkwenti (01-03), Chris Conrad (98-99), Taase Faumui (94-95), Garry Howe (92), Tim Johnson (87-89), Mark Catano (84-85), Dwight White (71-80), Frank Parker (68-69), John Baker (63-67), Dick Loncar (60), Dave Liddick (57), John Muldowney (56), Lou Ferry (52, 54-55), George Nicksich (52), Carl Samuelson (51), Nick DeRosa (51)

79 Trai Essex (05-09), Oliver Ross (01-04), Paul Wiggins (97), James Parrish (95), John Rienstra (86-90), Larry Brown (77-84), Larry Gagner (66-69), Lou Michaels (61-63), John Scott (60), Riley Gunnels (59), John Simerson (58), Tom Gulan (57), Dick Murley (56), Jim Emmons (56), Dick Modzelewski (55), Ernie Cheatham (54), Walter Barnes (52), Frank

Wydo (47-51), Vic Sears (43)

80 Cedrick Wilson (05-07), Plaxico Burress (00-04), Matt Cushing (99), Jahine Arnold (96-98), Johnnie Barnes (95), Charles Davenport (92-94), Mark Stock (89), Theo Young (87), Russell Hairston (87r), Warren Seitz (86), Frank Pokorny (85), Wayne Capers (83-84), Joe Fowlkes (60), Jack Butler (51-59), George Hays (51)

81 Dallas Baker (08), Sean Morey (04-06), Freddie Milons (03), Marco Battaglia (02), Dan O'Leary (02), Troy Edwards (99-01), Charles Johnson (94-98), Jeff Graham (91-93), Mike Hinnant (88), Lyneal Alston (87), Darrell Nelson (84-85), Paul Skansi (83), Elbie Nickel (48-49, 51-57)



ANTWAAN RANDLE EL

82 Antwaan Randle El (02-05), Bobby Shaw (99-01), Henry Bailey (98), Yancey Thigpen (92-97), Derek Hill (89-90), John Stallworth (74-87), Dave Williams (73), Dennis Hughes (70-71), John Hilton (65-69), Chuck Logan (64), Tom Miner (58), Bob Gunderman (57), Don Fritz (56), Ed Meadows (55), Pat Brady (55), Joe Zombek (44), Ernie Cheatham (54), Bill Pearman (54), George Hays (52), Henry Minarik (51), Bill Long (49-50)

83 Heath Miller (05-09), Chris Doering (03-04), Lenzie Jackson (01-02), Kamil Loud (00), Malcolm Johnson (99-00), David Dunn (98), Andre Coleman (98), Corey Holiday (95-97), Louis Lippis (84-91), Melvin Anderson (87r), Willie Sydnor (82), Theo Bell (76-80), Barry Pearson (72-73), Don Alley (69), Mike Clark (64-67), John Brown (61), Buddy Dial (59), Dick Lucas (59), Ed Berner (58), John Nisby (57), Leo Bigbie (57), Fred Glatz (56), Ed Berner (55), Dewey Brundage (54), Kirk Hinderlirder (54), Roger Bradford (54)



Steelers All-Time Jersey Numbers

84 Joey Galloway [09], Jerome Tuman [99-07], Harold Bishop [98], Kirk Botkin [96-97], Tracey Greene [95], Walter Rasby [94], Tim Jordan [92-93], Mike Mularkey [89-91], Jeff Markland [88], Danzell Lee [87], Glenn McCombs [86-87], Chris Kolodziejski [84], Randy Grossman [74-80], Chuck Dicus [73], Tony Jeter [66-68], Lee Folkins [65], Buddy Dial [60-63], Gern Nagler [59], R.K. Brown [59], Bill McPeak [51-52, 54-57], Larry Cabrelli [43]



RANDY GROSSMAN

85 David Johnson [09], Nate Washington [05-08], Jay Riemersma [03-04], John Allred [02], Cory Geason [00-01], Mitch Lyons [97-99], Jonathan Hayes [94-96], Craig Keith [93], Russ Campbell [92], Terry O'Shea [89-90], Troy Johnson [88], Calvin Sweeney [80-87], Ernie Pough [76-77], Dave Davis [73], Bob Adams [69-71], Jerry Marion [67], Gary Ballman [63-66], Bob Schnelker [62], Clayton Tave [60], Don Bishop [58-59], Bill Michael [57], Joe O'Malley [55-56], Joe Zombek [54-55], Dick Hensley [52], Val Jansante [51], Fred Smith [51], Tony Bova [43]

86 Hines Ward [98-09], John Farquhar [96], Damon Mays [95], Eric Green [90-94], Preston Gothard [85-88], Ralph Britt [87], Gregg Garrity [83-84], Jim Smith [77-82], Reggie Garrett [74-75], Glenn Scolnick [73], J.R. Wilburn [66-70], John Burrell [62-64], Len Burnett [61], Jimmie Orr [58-60], Jon Evans [58], Perry Richards [57], Bob O'Neil [56-57], Ed Meadows [55], Pat O'Donohue [55], Don Fritz [54], Tom Jelley [51-52], Charles Melhelich [51], Carl Samuelson [49, 51]

87 Tim Euhus [06], Walter Rasby [04], Mark Bruener [95-03], Craig Keith [94], Adrian Cooper [91-93], Weegie Thompson [84-89], John Rodgers [82-83], Johnny Dirden [81], Jim Mandich [78], Larry Brown [71-76], Roy Jefferson [65-69], Don Larose [64], Glen Glass [62], Harlon Hill [62], John Simko [61], Jack McClairan [55-60], Leo Davis [54]

88 Jon Dekker [07-08], Matt Kranchick [04], Terance Mathis [02], Tim Baker [01], Courtney Hawkins [97-00], Andre Hastings [93-96], Mark Didio [92], Chris Calloway [90-91], Jason Johnson [89], Joey Clinkscales [87-88], Jessie Britt [86], John Rodgers [84], Craig Dunaway [83], Lynn Swann [74-82], Dave Smith [70-72], Dick Kotite [68], Steve Smith [66], John Powers [61-65], Bob Schnelker [61], Steve Meilinger [61], Gary Chestang [61], Pete Brewster [59-60], Tom Miner [58-59], Hal Smith [58], John Stock [56], George Sulima [52, 54, 56], George Nicksich [51]

89 Matt Spaeth [07-09], Lee Mays [02-06], Will Blackwell [97-01], Ernie Mills [91-96], Charles Lockett [87-88], Bennie Cunningham [76-85], John McMakin [72-74], Marsh Cropper [67-69], Jim Kelly [64], Bobby Joe Green [60-61], Tom Barnett [59-60], Dick Lasse [58-59], Perry Richards [57], Jack O'Brien [54-57], Pat Smithwick [52], Ernie Stautner [51], Pete Barbolak [49], Tom Miller [43]

90 Travis Kirschke [04-09], Erik Flowers [03], Justin Kurpeikis [01-02], Donnel Thompson [00], Reggie Lowe [99], Bill Johnson [95-96], Jeff Zgonina [93-94], Huey Richardson [91-92], Tyronne Stowe [87-90], Steve Apke [87], Bob Kohrs [81-85], George Webster [72-73], Dick Lasse [58], Leon Jamison [58], John Howle [56]

91 Aaron Smith [99-09], Israel Raybon [96], Kevin Greene [93-95], Craig Veasey [91], Jerrol Williams [89], Gregg Carr [85-88], Dan McBride [56]

92 James Harrison [04-09], Jason Gildon [94-03], Elnardo Webster [92], Jerry Olsavsky [89], Michael Minter [87], Keith Gary [83-88], Larry Aldrich [58], Dom Penza [56]

93 Nick Eason [07-09], Rodney Bailey [06], James Harrison [02], Joel Steed [92-99], Keith Willis [81-87, 89-91], John Stock [56]



JASON GILDON

94 Lawrence Timmons [07-09], Chad Brown [93-96, 06], Andre Frazier [05], Rodney Bailey [01-03], Jeremy Staat [98-00], Jeff Brady [91], Albert Williams [87], Terry Echols [84], Dick Murley [56]

95 Donovan Woods [08-09], Ryan McBean [07], Richard Siegler [06], Marquis Cooper [06], Alonzo Jackson [03-04], Mike Jones [02], Greg Lloyd [88-97], Jackie Cline [87], Xavier Warren [87], John Goodman [81-85]

96 Ziggy Hood [09], Orpheus Royce [08], Shaun Nua [05], Kendrick Clancy [00-04], Mike Vrabel [97], Brentson Buckner [94-96], Ricky Sutton [93], Jackie Cline [87], Anthony Henton [86, 88]



BRENTSON BUCKNER

97 Arnold Harrison [06-09], Kendrell Bell [01-04], Chad Kelsay [99], Rod Manuel [97-98], Ray Seals [94-96], Aaron Jones [88-92], Joe Williams [87]

98 Casey Hampton [01-09], Ernie Brown [99], Oliver Gibson [95-98], Gerald Williams [86-94]

99 Brett Keisel [02-09], Levon Kirkland [92-00], A.J. Jenkins [89-90], Darryl Sims [85-86], Avon Riley [87], Michael Minter [87]

Steelers All-Time Draft Picks

2010 - 18th Overall (5 offensive, 5 defensive)

1. Pouncey, Maurkice (C), Florida. 2. Worlds, Jason (DE), Virginia Tech. 3. Sanders, Emmanuel (WR), Southern Methodist. 4. Gibson, Thaddeus (DE), Ohio State. 5a. Scott, Chris (OT), Tennessee. 5b. Butler, Crezdon (CB), Clemson (Compensatory selection). 5c. Sylvester, Stevenson (LB), Utah (Compensatory selection). 6a. Dwyer, Jonathan (RB), Georgia Tech. 6b. Brown, Antonio (WR), Central Michigan (From Cardinals). 7. Worthington, Doug (OT), Ohio State (Compensatory selection).

2009 - 32nd Overall (5 offensive, 4 defensive)

1. Hood, Evander "Ziggy" (DE/DT), Missouri. 3a. Urbik, Kraig (OG), Wisconsin (choice from Denver). 3b. Wallace, Mike (WR), Mississippi (choice from Denver). 3c. Lewis, Keenan (CB), Oregon State. 5a. Burnett, Joe (CB), Central Florida. 5b. Summers, Frank (RB/FB), UNLV (compensatory selection). 6. Harris, Ra'Shon (DE), Oregon. 7a. Shipley, A.O. (C), (choice from Tampa Bay), Penn State. 7b. Johnson, David (TE), Arkansas State.

2008 - 23rd Overall (4 offensive, 3 defensive)

1. Mendenhall, Rashard (RB), Illinois. 2. Sweed, Limas (WR), Texas. 3. Davis, Bruce (LB), UCLA. 4. Hills, Tony (OT), Texas. 5. Dixon, Dennis (QB), Oregon. 6a. Humpal, Mike (LB), Iowa. 6b. Mundy, Ryan (S), West Virginia.

2007 - 15th Overall (3 offensive, 4 defensive, 1 punter)

1. Timmons, Lawrence (LB), Florida State. 2. Woodley, LaMarr (LB), Michigan. 3. Spaeth, Matt (TE), Minnesota. 4a. Sepulveda, Daniel (P), Baylor. 4b. McBean, Ryan (DE) (compensatory selection), Oklahoma State. 5a. Stephenson, Cameron (OG), Rutgers. 5b. Gay, William (CB), Louisville (compensatory selection). 6. Choice to Green Bay. 7. Baker, Dallas (WR), Florida.

2006 - 32nd Overall (7 offensive, 2 defensive)

1. Holmes, Antonio (WR), Ohio State. 2. Choice to Minnesota. 3a. Smith, Anthony (FS), Syracuse. 3b. Reid, Willie (WR), Florida State (choice from Minnesota). 4a. Colton, Willie (OT), Hofstra (compensatory selection). 4b. Harris, Orien (DE), Miami (Fla.) (compensatory selection). 5a. Jacobs, Omar (QB), Bowling Green. 5b. Davis, Charles (TE), Purdue (compensatory selection). 6. Philip, Marvin (C), California. 7. Humes, Cedric (RB), Virginia Tech.

* Traded up to 25th from 32nd with N.Y. Giants

2005 - 30th Overall (5 offensive, 3 defensive)

1. Miller, Heath (TE), Virginia. 2. McFadden, Bryant (CB), Florida State. 3. Essex, Trai (OT), Northwestern. 4. Gibson, Fred (WR), Georgia. 5. Wallace, Rian (LB), Temple. 6. Kemoeatu, Chris (OG), Utah. 7a. Nua, Shaun (DE), Brigham Young (choice from Carolina). 7b. Herron, Noah (RB), Northwestern.

2004 - 11th Overall (5 offensive, 3 defensive)

1. Roethlisberger, Ben (QB), Miami, OH. 2. Colclough, Ricardo (CB)*, Tusculum. 3. Starks, Max (OT), Florida. 4. Choice to Indianapolis. 5. Adibi, Nathaniel (LB), Virginia Tech. 6a. Lacy, Bo (OT), Arkansas. 6b. (from St. Louis) Kranchick, Matt (TE), Penn State. 6c. Caylor, Drew (C/L), Stanford (choice from New England). 7. Taylor, Eric (DE), Memphis.

* Traded up to 38th from 44th with Indianapolis

2003 - 27th Overall (2 offensive, 3 defensive)

1. Polamalu, Troy (S), USC*. 2. Jackson, Alonzo (LB), Florida State. 3. Choice to Kansas City. 4. Taylor, Ivan "Ike" (CB), Louisiana-Lafayette. 5. St. Pierre, Brian (QB), Boston College. 6. Choice to Kansas City. 7. Wall, J.T. (FB), Georgia.

* Traded Up to 16th from 27th with Kansas City

2002 - 30th Overall (4 offensive, 4 defensive)

1. Simmons, Kendall (OG), Auburn. 2. Randle El, Antwaan (WR), Indiana. 3. Hope, Chris (S), Florida State. 4. Foote, Larry (LB), Michigan. 5. Haynes, Verron (FB), Georgia. 6. Mays, Lee (WR), Texas-El Paso. 7a. Glover, LaVar (DB), Cincinnati (choice from Houston for signing of placekicker Kris Brown). 7b. Keisel, Brett (DE), BYU.

2001 - 19th Overall (5 offensive, 3 defensive)

1. Hampton, Casey (NT), Texas*. 2. Bell, Kendrell (LB), Georgia (choice from New England). 3. Forfeited. 4. Nkwenti, Mathias (OT), Temple. 5. Okobi, Chukky (C/G), Purdue. 6a. Bailey, Rodney (DE), Ohio State (choice from New York Jets). 6b. Knight, Roger (LB), Wisconsin. 7. Taylor, Chris (WR), Texas A&M.

* Traded from 16th to 19th with N.Y. Jets. Also received Jets' 4th and 6th round choices.

2000 - 8th Overall (5 offensive, 4 defensive)

1. Burrell, Plaxico (WR), Michigan State. 2. Smith, Marvel (OT), Arizona State. 3a. Clancy, Kendrick (DT), Mississippi. 3b. Poteat, Hank (CB), Pittsburgh. 4. Farmer, Danny (WR), UCLA. 5a. Haggans, Clark (LB), Colorado State. 5b. Martin, Tee (QB), Tennessee (compensatory selection). 6a. Combs, Chris (DE), Duke. 6b. Gavada, Jason (TE), Kent (compensatory selection).

1999 - 13th Overall (5 offensive, 5 defensive, 1 kicker)

1. Edwards, Troy (WR), Louisiana Tech. 2. Shields, Scott (S), Weber State. 3a. Porter, Joey (LB) (choice from Washington), Colorado State. 3b. Farris, Kris (OT), UCLA. 3c. Zereoue, Amos (RB), West Virginia (compensatory selection). 4. Smith, Aaron (DE), Northern Colorado. 5a. Tuman, Jerame (TE), Michigan. 5b. Johnson, Malcolm (WR), Notre Dame (compensatory selection). 7a. Dingle, Antonio (DT) (choice from San Diego), Virginia. 7b. Kelsay, Chad (LB), Nebraska. 7c. Brown, Kris (K), Nebraska.

1998 - 26th Overall (5 offensive, 5 defensive)

1. Faneca, Alan (OG), Louisiana State. 2. Staat, Jeremy (DE), Arizona State (choice from Philadelphia through New York Jets). 3a. Conrad, Chris (OT) Fresno State. 3b. Ward, Hines (WR) Georgia (compensatory selection). 4a. Townsend, Deshea (CB) Alabama. 4b. King, Carlos (FB) N.C. State (compensatory selection). 5. Simmons, Jason (CB) Arizona State (choice from Atlanta). 6a. Fuamatu-Ma'afala, Chris (FB) Utah. 6b. Olson, Ryan (LB) Colorado (compensatory selection). 7. Rubio, Angel (DE) SE Missouri State (compensatory selection).

1997 - 24th Overall (4 offensive, 4 defensive)

1. Scott, Chad (CB), Maryland. 2. Blackwell, Will (WR), San Diego State. 3a. Wiggins, Paul (OL), Oregon. 3b. Vrabel, Mike (DE), Ohio State (compensatory selection). 4. Choice to St.



Steelers All-Time Draft Picks

Louis (Jerome Bettis, RB). 5a. [choice from San Diego traded to San Diego]. 5b. Jones, George (RB), San Diego State. 6a. Porter, Daryl (CB), Boston College. 6b. Manuel, Rod (DE), Oklahoma [compensatory selection]. 7a. [choice from Kansas City traded to San Diego]. 7b. Adams, Mike (WR), Texas.

1996 - 29th Overall (4 offensive, 5 defensive)

1. Stephens, Jamain (OT), North Carolina A&T. 2. Choice to St. Louis (Jerome Bettis, RB). 3a. Conley, Steve (LB), Arkansas [choice from St. Louis]. 3b. Witman, Jon (FB), Penn State. 4a. Holmes, Earl (LB), Florida A&M. 4b. Arnold, Jahine (WR), Fresno State [compensatory selection]. 5. Raybon, Israel (DE), North Alabama. 6a. Choice to San Diego. 6b. Royle, Orpheus (DE), Florida State. 6c. Fischer, Spence (DB), Duke [compensatory selection]. 7. Emmons, Carlos (LB), Arkansas State.

1995 - 27th Overall (4 offensive, 5 defensive, 1 kicker)

1. Bruener, Mark (TE), Washington. 2. Stewart, Kordell (QB), Colorado. 3. Stai, Brenden (G), Nebraska. 4a. Gibson, Oliver (OT), Notre Dame [choice from New England]. 4b. Jones, Donta (LB), Nebraska. 5a. Flowers, Lethon (DB), Georgia Tech [choice from Chicago]. 5b. Brown, Lance (QB), Indiana. 6. Miles, Barron (DB), Nebraska. 7a. Bailey, Henry (WR/KR), Nevada-Las Vegas. 7b. Ford, Cole (K), Southern California [compensatory selection].

1994 - 17th Overall (5 offensive, 5 defensive)

1. Johnson, Charles (WR), Colorado. 2. Buckner, Brentson (DL), Clemson. 3a. Gildon, Jason (LB), Oklahoma State [choice from Minnesota]. 3b. Morris, Byron "Bam" (RB), Texas Tech. 4. Faumui, Ta'ase (DL), Hawaii. 5a. Bell, Myron (S), Michigan State [choice from Chicago]. 5b. Brown, Gary (OT), Georgia Tech. 6a. Miller, Jim (QB), Michigan State. 6b. Ravotti, Eric (LB), Penn State [choice from Minnesota]. 7. Abrams, Brice (FB), Michigan State.

1993 - 23rd Overall (4 offensive, 6 defensive)

1. Figures, Deon (CB), Colorado. 2. Brown, Chad (LB), Colorado [choice from Indianapolis]. 3. Hastings, Andre (WR), Georgia. 4. Henry, Kevin (DE), Mississippi State. 5a. Palelei, Si'ulagi (G), Nevada-Las Vegas. 5b. Woodard, Marc (LB), Mississippi State [choice from Dallas]. 6. Williams, Willie (CB), Western Carolina. 7a. Zgonina, Jeff (OT), Purdue [choice from Washington]. 7b. Keith, Craig (TE), Lenoir-Rhyne. 8. Van Pelt, Alex (QB), Pittsburgh.

1992 - 11th Overall (8 offensive, 6 defensive)

1. Searcy, Leon (OT), Miami. 2. Kirkland, Levon (LB), Clemson. 3. Steed, Joel (NT), Colorado. 4. Davenport, Charles (WR), North Carolina State. 5. Haller, Alan (CB), Michigan State. 6. Choice traded to San Francisco. 7a. Campbell, Russ (TE), Kansas State. 7b. Graham, Scottie (FB), Ohio State [choice from San Francisco]. 8a. Perry, Darren (S), Penn State [choice from Green Bay through San Francisco]. 8b. Ismail, Hesham (G), Florida. 8c. Williams, Nate (DL), Mississippi State [choice from San Francisco]. 9. Webster, Elrnado (LB), Rutgers. 10. Saunders, Mike (RB), Iowa. 11. Gammon, Kendall (G/C), Pittsburg State. 12. Benton, Cornelius (QB), Connecticut.

1991 - 15th Overall (7 offensive, 5 defensive)

1. Richardson, Huey (LB), Florida. 2. Graham, Jeff (WR), Ohio State. 3. Mills, Ernie (WR), Florida. 4a. Walker, Sammy (CB), Texas Tech [choice from Denver through New England]. 4b. Cooper, Adrian (TE), Oklahoma [choice from Washington]. 5. Choice to New England. 6. Thompson, Leroy (RB), Penn State. 7. Jones, Andre (LB), Notre Dame. 8. Dingman, Dean (G), Michigan. 9. McGonnigal, Bruce (TE), Virginia. 10. Solomon, Ariel (OT), Colorado. 11. Thomas, Efrum (DB), Alabama. 12. Brady, Jeff (LB), Kentucky.

1990 - 21st Overall (7 offensive, 6 defensive)

1. Green, Eric (TE), Liberty [choice from Minnesota through Dallas in addition to San Francisco's third-round choice through Dallas]. 2. Davidson, Kenny (DE), Louisiana State. 3a. O'Donnell, Neil (DB), Maryland. 3b. Veasey, Craig (OT), Houston [choice from San Francisco through Dallas]. 4. Calloway, Chris (WR), Michigan. 5. Foster, Barry (FB), Arkansas. 6. Heard, Ron (WR), Bowling Green. 7. Grayson, Dan (LB), Washington State. 8. Dunbar, Karl (OT), Louisiana State. 9. Jones, Gary (S), Texas A&M. 10. Miles, Eddie (LB), Minnesota. 11. Strzelczyk, Justin (OT), Maine. 12. Bell, Richard (RB), Nebraska.

1989 - 7th Overall (5 offensive, 8 defensive)

1a. Worley, Tim (RB), Georgia. 1b. Ricketts, Tom (OT), Pittsburgh [choice from Minnesota]. 2. Lake, Carnell (SS), UCLA. 3. Hill, Derek (WR), Arizona. 4. Williams, Jerrol (LB), Purdue. 5. Arnold, David (DB), Michigan. 6. Stock, Mark (WR), Virginia Military Institute. 7. Johnson, David (CB), Kentucky. 8. Asbeck, Chris (NT), Cincinnati. 9. Jenkins, A.J. (DE), Cal State Fullerton. 10. Olsavsky, Jerry (LB), Pittsburgh. 11. Slater, Brian (WR), Washington. 12. Haselrig, Carlton (NT), Pittsburgh-Johnstown.

1988 - 18th Overall (7 offensive, 6 defensive)

1. Jones, Aaron (DE), Eastern Kentucky. 2. Dawson, Dermontti (C/G), Kentucky. 3. Lanza, Chuck (C), Notre Dame. 4. Choice to Kansas City. 5a. Jordan, Darin (LB), Northeastern [choice from Phoenix]. 5b. Reese, Jerry (DL), Kentucky. 6. Williams, Warren (RB), Miami (Fla.). 7. Zeno, Marc (WR), Tulane. 8a. Nichols, Mark (OT), Michigan State. 8b. Hinnant, Mike (TE), Temple [choice from San Diego]. 9. Lockbaum, Gordie (RB), Holy Cross. 10a. Jackson, John (OT), Eastern Kentucky [choice from Tampa Bay]. 10b. Choice to Denver. 11. Dawson, Bobby (SS), Illinois. 12. Earle, James (LB), Clemson.

1987 - 10th Overall (6 offensive, 7 defensive)

1. Woodson, Rod (CB), Purdue. 2. Hall, Delton (CB), Clemson. 3. Lockett, Charles (WR), Cal State — Long Beach. 4. Everett, Thomas (FS), Baylor. 5. Nickerson, Hardy (LB), California. 6a. Johnson, Tim (DE), Penn State [choice from Tampa Bay]. 6b. Lloyd, Greg (LB), Fort Valley State. 7. Kelley, Chris (TE), Akron. 8. Buchanan, Charles (DE), Tennessee State. 9. Clinkscales, Joey (WR), Tennessee. 10. Hoge, Merrill (RB), Idaho State. 11. Oswald, Paul (C), Kansas. 12. Young, Theo (TE), Arkansas.

Steelers All-Time Draft Picks

1986 - 9th Overall (6 offensive, 7 defensive)

1. Reinstra, John (G), Temple. 2. Williams, Gerald (DT/NT), Auburn. 3. Brister, Walter "Bubby", (QB), Northeast Louisiana. 4. Callahan, Bill (S), Pittsburgh. 5a. Tucker, Erroll (CB/KR), Utah. 5b. Jones, Brent (TE), Santa Clara (choice from Los Angeles Raiders). 6. Bryant, Domingo (DB), Texas A&M. 7. Carter, Rodney (RB), Purdue. 8. Boso, Cap (TE), Illinois. 9. Henton, Anthony (LB), Troy State. 10. Seitz, Warren (WR/RB), Missouri. 11. Station, Larry (LB), Iowa. 12. Williams, Mike (LB), Tulsa.

1985 - 20th Overall (6 offensive, 7 defensive)

1. Sims, Darryl (DE), Wisconsin. 2. Behning, Mark (OT), Nebraska. 3. Hobley, Liffort (S), Louisiana State. 4. Turk, Dan (C), Wisconsin. 5. Jacobs, Cam (LB), Kentucky. 6. Carr, Gregg (LB), Auburn. 7. Andrews, Alan (TE), Rutgers. 8. Newsome, Harry (P), Wake Forest. 9a. Small, Fred (LB), Washington. 9b. Harris, Andre (CB), Minnesota (choice from New England). 10. White, Oliver (TE), Kentucky. 11. Matichak, Terry (S), Missouri. 12. Sanchez, Jeff (DB), Georgia.

1984 - 23rd Overall (10 offensive, 2 defensive)

1. Lipps, Louis (WR), Southern Mississippi. 2. Kolodziejski, Chris (TE), Wyoming. 3. Choice to Miami. 4a. Thompson, Weegie (WR), Florida State. 4b. Long, Terry (G), East Carolina (choice from Washington). 5. Hughes, Van (DT), Southwest Texas State. 6. Brown, Chris (DB), Notre Dame. 7. Campbell, Scott (QB), Purdue. 8. Rasmussen, Randy (C-G), Minnesota. 9. Erenberg, Rich (RB), Colgate. 10. McJunkin, Kirk (G-OT), Texas. 11. Veals, Elton (RB), Tulane. 12. Gillespie, Fernandars (RB), William Jewell.

1983 - 21st Overall (10 offensive, 2 defensive)

1. Rivera, Gabriel (NT-DE), Texas Tech. 2. Capers, Wayne (WR), Kansas. 3. Seabaugh, Todd (LB), San Diego State. 4. Metcalf, Isaac (S), Baylor. 5a. Skansi, Paul (WR), Washington. 5b. Garrity, Gregg (WR), Penn State (choice from Washington). 6. Williams, Eric (S), North Carolina State. 7. Kirchner, Mark (G), Baylor. 8a. Odom, Henry (RB), South Carolina State (choice from Denver). 8b. Dunaway, Craig (TE), Michigan. 9. Wingle, Blake (G), UCLA. 10. Straughter, Roosevelt (S), Northeast Louisiana. 11. Rough, Mark (TE), West Virginia. 12. Wiley, Roger (RB), Sam Houston State.

1982 - 12th Overall (6 offensive, 7 defensive, 1 kicker)

1. Abercrombie, Walter (RB), Baylor. 2. Meyer, John (OT), Arizona State. 3. Merriweather, Mike (LB), Pacific. 4. Woods, Rick (S), Boise State. 5. Dallafior, Ken (OT), Minnesota. 6a. Perko, Mike (DT), Utah State. 6b. Bingham, Craig (LB), Syracuse (choice from New Orleans). 7a. Nelson, Edmund (DT), Auburn (choice from Washington). 7b. Boures, Emil (C), Pittsburgh. 8. Goodson, John (P), Texas. 9. Hirn, Mike (TE), Central Michigan. 10. Sunseri, Sal (LB), Pittsburgh. 11. Abdul-Saboor, Mikal (G), Morgan State. 12. Hughes, Al (DE), Western Michigan.

1981 - 17th Overall (6 offensive, 5 defensive)

1. Gary, Keith (DE), Oklahoma. 2. Washington, Anthony (CB), Fresno State. 3. Donnalley, Rick (C-G), North Carolina. 4. Martin, Robbie (WR-KR), Cal Poly-San Luis Obispo. 5. Martin, Rick (WR), New Mexico. 6. Hinkle, Bryan (LB), Oregon. 7. Little, David (LB), Florida. 8. Wilson, Frank (RB-TE), Rice. 9. Hunter, James (TE-OT), Southern California. 10. Mayock, Mike (S), Boston College. 11. Trocano, Rick (QB), Pittsburgh. 12. Sent to San Francisco as compensation in Willie Fry trade.

1980 - 28th Overall (10 offensive, 5 defensive)

1. Malone, Mark (QB), Arizona State. 2a. Kohrs, Bob (LB), Arizona State (choice from New York Giants). 2b. Goodman, John (DE), Oklahoma. 3. Sydnor, Ray (TE), Wisconsin. 4. Hurley, Bill (QB), Syracuse. 5. Wolfley, Craig (G), Syracuse. 6. Ilkin, Tunch (C), Indiana State. 7. Johnson, Nate (WR), Hillsdale (Michigan). 8. Walton, Ted (CB) Connecticut. 9. McCall, Ron (WR), Arkansas at Pine Bluff. 10a. Wilson, Woodrow (CB), North Carolina State (choice from San Francisco). 10b. Fritz, Ken (G), Ohio State. 11. Pollard, Frank (RB), Baylor. 12a. Vacklavik, Charles (DB), Texas (choice from San Francisco). 12b. McGriff, Tyrone (G), Florida A & M.

1979 - 28th Overall (8 offensive, 5 defensive, 1 kicker)

1. Hawthorne, Greg (RB), Baylor. 2. Valentine, Zack (LB), East Carolina. 3. None. 4a. Davis, Russell (RB), Michigan (choice from Detroit). 4b. Sweeney, Calvin (WR), Southern California. 5. Board, Dwaine (DE), North Carolina A & T. 6a. Murrell, Bill (TE), Winston-Salem (choice from San Diego). 6b. Woodruff, Dwayne (CB), Louisville (choice from New England). 6c. Baht, Matt (PK), Penn State. 7. Kimball, Bruce (G), Massachusetts. 8. Graves, Tom (LB), Michigan State. 9. Kirk, Rick (DE), Denison. 10. Thompson, Tod (TE), Brigham Young. 11. Moore, Charlie (C), Wichita State. 12a. Smith, Ed (LB), Vanderbilt (choice from Philadelphia). 12b. Almond, Mike (WR), Northwestern Louisiana.

1978 - 22nd Overall (6 offensive, 5 defensive, 2 kicker)

1. Johnson, Ron (CB), Eastern Michigan. 2. Fry, Willie (DE), Notre Dame. 3. Colquitt, Craig (P), Tennessee. 4. Anderson, Larry (CB), Louisiana Tech. 5. Choice traded to Green Bay for Dave Pureifory. 6. Reutershan, Randy (WR), Pittsburgh. 7. Dufresne, Mark (TE), Nebraska. 8a. Moser, Rick (RB), Rhode Island (choice from St. Louis for Marv Kellum). 8b. Keys, Andre (WR), California Poly. 9. Reynolds, Lance (OT), Brigham Young. 10a. Becker, Doug (LB), Notre Dame. 10b. Jurich, Tom (PK), Northern Arizona (choice from Tampa Bay for Ernie Holmes). 11a. Terry, Nat (CB), Florida State (choice from Tampa Bay for Ernie Holmes). 11b. Brzoza, Tom (C), Pittsburgh. 12. Carr, Brad (LB), Maryland.



Steelers All-Time Draft Picks

1977 - 21st Overall [10 offensive, 5 defensive]

1. Cole, Robin (LB), New Mexico. 2. Thornton, Sidney (RB), Northwestern Louisiana. 3a. Beasley, Tom (DT), Virginia Tech (choice from New York Jets). 3b. Smith, Jim (WR), Michigan. 4a. Petersen, Ted (C), Eastern Illinois (choice from Green Bay). 4b. Smith, Laverne (RB), Kansas (choice from Chicago). 4c. Audick, Dan (G), Hawaii. 5a. Stoudt, Cliff (QB), Youngstown State (choice from Kansas City). 5b. Courson, Steve (G), South Carolina (choice from Detroit). 5c. Winston, Dennis (LB), Arkansas. 6. Harris, Paul (LB), Alabama. 7. Frisch, Randy (DT), Missouri. 8. August, Phil (WR), Miami (Fla.). 9. Kelly, Roosevelt (TE), Eastern Kentucky. 10a. Cowans, Alvin (DB), Florida (choice from Buffalo). 10b. LaCrosse, Dave (LB), Wake Forest. 11. West, Lou (DB), Cincinnati. 12. Stephens, Jimmy (TE), Florida.

1976 - 28th Overall [12 offensive, 10 defensive]

1. Cunningham, Bennie (TE), Clemson. 2a. Pinney, Ray (C), Washington (choice from Chicago). 2b. Kruzcek, Mike (QB), Boston College (choice from Baltimore). 2c. Files, James (G-C), McNeese State. 3a. Coder, Ron (DT), Penn State (choice from Green Bay). 3b. Pough, Ernest (WR), Texas Southern. 4a. Monds, Wonder (S), Nebraska (choice from Baltimore). 4b. Bell, Theo (WR), Arizona. 5. Norton, Rodney (LB), Rice. 6a. Dunn, Gary (DT), Miami (Fla.), (choice from St. Louis). 6b. Delaplaine, Jack (RB), Salem (WVa.). 7. Burton, Barry (TE), Vanderbilt. 8. McAleney, Ed (DE), Massachusetts. 9. Gaines, Wentford (CB), Cincinnati. 10. Campbell, Gary (LB), Colorado. 11. Fuchs, Rolland (RB), Arkansas. 12. Carroll, Bill (WR), East Texas State. 13. Kain, Larry (LB), Ohio State. 14. Fields, Wayne (DB), Florida. 15. Davis, Mel (DE), North Texas State. 16. Butts, Randy (RB), Kearney State. 17. Kirk, Kelvin (WR), Dayton.

1975 - 26th Overall [12 offensive, 9 defensive]

1. Brown, Dave (DB), Michigan. 2. Barber, Bob (DE), Grambling. 3. White, Walter (TE), Maryland. 4. Evans, Harold (LB), Houston. 5. Sexton, Brent (DB), Elon. 6. Crenshaw, Marvin (OT), Nebraska. 7. Mattingly, Wayne (OT), Colorado. 8a. Kropp, Tom (LB), Kearney St. (choice from Kansas City). 8b. Humphrey, Al (DE), Tulsa. 9a. Clark, Eugene (G), UCLA (choice from New England). 9b. Reimer, Bruce (RB), No. Dakota St. 10a. Heyer, Kirk (DT), Kearney St. (choice from New England). 10b. Gray, Archie (WR), Wyoming. 11. Little, Randy (TE), W. Liberty St. (WVa.). 12. Murphy, Greg (DE), Penn St. 13. Gaddis, Robert (WR), Mississippi Valley. 14. Collier, Mike (RB), Morgan St. 15a. Thatcher, Jim (WR), Langston (choice from New England). 15b. Smith, Marty (DT), Louisville. 16. Bassler, Miller (TE), Houston. 17. Hegener, Stan (G), Nebraska.

1974 - 21st Overall [10 offensive, 11 defensive]

1. Swann, Lynn (WR), So. California. 2. Lambert, Jack (LB), Kent St. 3. Choice to Oakland. 4a. Stallworth, John (WR), Alabama A. & M. (choice from New England). 4b. Allen, Jim (DB), UCLA. 5. Webster, Mike (C), Wisconsin. 6a. Wolf, James (DE), Prairie View (choice from Denver). 6b. Druschel, Rick (OT), No. Carolina St. 7a. Sitterle, Allen (OT), No. Carolina St. (choice from New England). 7b. Garske, Scott (TE), Eastern Washington St. 8. Gefert, Mark (LB), Purdue. 9a.

Reamon, Tom (RB), Missouri (choice from Denver). 9b. Davis, Charlie (DT), Texas Christian. 10a. Kregel, Jim (G), Ohio St. (choice from New England). 10b. Atkinson, Dave (DB), Brigham Young. 11. Morton, Dickey (RB), Arkansas. 12. Lickiss, Hugh (LB), Simpson (Iowa). 13. Kolch, Frank (DB), Eastern Michigan. 14. Henley, Bruce (DB), Rice. 15. Hunt, Larry (DT), Iowa St. 16. Morgan, Octavus (LB), Illinois. 17. Moore, Larry (DE), Angelo St. (Tex.).

1973 - 24th Overall [7 offensive, 13 defensive]

1. Thomas, James (DB), Florida St. 2. Phares, Ken (DB), Mississippi St. 3. Bernhardt, Roger (G), Kansas. 4. Clark, Gail (LB), Michigan St. 5a. Reavis, David (DE), Arkansas (choice from New Orleans). 5b. Clark, Larry (LB), No. Illinois. 6a. Bell, Ron (RB), Illinois St. (choice from Denver). 6b. Scolnik, Glen (WR), Indiana. 7. Dorsey, Nate (DE), Mississippi Valley. 8a. Toews, Loren (LB), California (choice from Denver). 8b. Janssen, Bill (OT), Nebraska. 9. Bonham, Bracy (G), No. Carolina Central. 10. Wunderly, Don (DT), Arkansas. 11. White, Bob (DB), Arizona. 12. Lee, Willie (RB), Indiana St. 13. Ferguson, Rick (WR), Kansas St. 14. Cowan, Roger (DT), Stanford. 15. Cross, Charles (DB), Iowa. 16. Nardi, Glen (DT), Navy. 17. Shannon, Mike (DT), Oregon St.

1972 - 13th Overall [11 offensive, 8 defensive]

1. Harris, Franco (RB), Penn State. 2. Gravelle, Gordon (OT), Brigham Young. 3. McMakin, John (TE), Clemson. 4a. Brinkley, Lorenzo (DB), Missouri (choice from NY Giants). 4b. Bradley, Ed (LB), Wake Forest. 5. Furness, Steve (DE), Rhode Island. 6. Meyer, Dennis (DB), Arkansas. 7. Colquitt, Joe (DE), Kansas St. (choice from NY Giants). 8. Vincent, Stahle (RB), Rice. 9. Kelley, Don (DB), Clemson. 10. Brown, Bob (DT), Tampa. 11. Gilliam, Joe (DB), Tennessee St. 12. Curl, Ron (OT), Michigan St. 13. Messmer, Ernie (DT), Villanova. 14. Durran, Tom (RB), Florida. 15a. Hulecki, John (G), Massachusetts (choice from Houston). 15b. Harrington, Charles (G), Wichita. 16. Hawkins, Nate (WR), Nevada-Las Vegas. 17. Linehan, Ron (LB), Idaho.

1971 - 8th Overall [11 offensive, 10 defensive, 1 kicker]

1. Lewis, Frank (WR), Grambling. 2. Ham, Jack (LB), Penn St. 3. Davis, Steve (RB), Delaware St. 4a. Mullins, Gerry (G), So. California. 4b. White, Dwight (DE), E. Texas St. (choice from Baltimore). 5a. Brown, Larry (TE), Kansas (choice from New Orleans). 5b. Holmes, Melvin (OT), No. Car. A&T. 5c. Anderson, Ralph (DB), W. Texas St. (choice from Miami). 5d. Brister, Fred (LB), Mississippi (choice from Minnesota). 6. Hanneman, Craig (G), Oregon St. 7. McClure, Worthy (OT-G), Mississippi. 8a. Crowe, Larry (RB), Texas Southern (choice from New Orleans). 8b. Rogers, Paul (K), Nebraska. 8c. Holmes, Ernie (DT), Texas Southern (choice from Miami). 9. Anderson, Mike (LB), Louisiana St. 10. O'Shea, Jim (LB), Boston College. 11. Wagner, Mike (DB), Western Illinois. 12. (choice to Baltimore). 13. Young, Alfred (WR), So. Car. St. 14. Evans, McKinney (DB), New Mex. Highlands. 15. Makin, Ray (G), Kentucky. 16. Huntley, Walter (DB), Trinity (Tex.). 17. Ehle, Dan (RB), Howard Payne.

Steelers All-Time Draft Picks

1970 - 1st Overall (12 offensive, 7 defensive)

1. Bradshaw, Terry (QB), Louisiana Tech. 2. Shanklin, Ron (WR), North Texas St. 3. Blount, Mel (DB), Southern. 4a. George, Ed (OT), Wake Forest. 4b. Evenson, Jim (RB), Oregon (choice from New York Giants). 5. Staggers, Jon (WR), Missouri. 6a. Barrera, Manuel (LB), Kansas State. 6b. Kegler, Clarence (OT), So. Carolina St. 7. Griffin, Danny (RB), Texas-Arlington. 8. Smith, Dave (WR), Indiana (Pa.). 9. Crennel, Carl (LB), West Virginia. 10. Brown, Isiah (DB), Stanford. 11. Hunt, Calvin (C), Baylor. 12. Sharp, Rick (OT), Washington. 13. Main, Billy (RB), Oregon St. 14. Askson, Burt (LB), Texas Southern. 15. Keppy, Glen (DT), Platteville (Wis.). 16. Yanosky, Frank (OT), Tennessee. 17. Key, Harry (TE), Mississippi Valley.

1969 - 4th Overall (9 offensive, 7 defensive, 1 kicker)

1. Greene, Joe (DT), No. Texas St. 2a. Hanratty, Terry (QB), Notre Dame. 2b. Bankston, Warren (RB), Tulane (choice from San Francisco). 3. Kolb, Jon (C), Oklahoma St. 4. Campbell, Bob (RB), Penn St. 5. Choice to St. Louis. 6. Choice to Green Bay. 7a. Beatty, Charles (DB), No. Texas St. 7b. Brown, Chadwick (OT), E. Texas St. 8. Cooper, Joe (WR), Tennessee St. 9. Sodaski, John (DB), Villanova. 10. Greenwood, L.C. (DE), Arkansas AM & N. 11. Washington, Clarence (DT), Arkansas AM & N. 12. Fisher, Doug (LB), San Diego St. 13. Lynch, John (LB), Drake. 14. Houmard, Bob (RB), Ohio U. 15. Liberto, Ken (WR), Louisiana Tech. 16. Mosley, Dock (WR), Alcorn A & M. 17. Ep-pright, Bill (K), Kent St.

1968 - 10th Overall (8 offensive, 6 defensive, 1 kicker)

1. Taylor, Mike (OT), So. California. 2. Ruple, Ernie (OT), Arkansas. 3a. Choice to Cleveland. 3b. Henderson, Jon (WR), Colorado St. (choice from Minnesota). 3c. Herbert, Ken (K), Houston (choice from Los Angeles). 4. Choice to Green Bay. 5. Choice to Green Bay. 6. Choice to Atlanta. 7a. Dalton, Doug (RB), New Mexico St. 7b. Glennon, Bill (DT), Washington (choice from Los Angeles). 8. Holman, Danny (QB), San Jose St. 9. Knight, John (DE), Weber St. 10. Choice to Cleveland. 11. King, Kim (RB), Georgia Tech. 12. Wheeler, Sam (LB), Wisconsin. 13. Roundy, Joe (G), Puget Sound. 14. Harris, Lou (DB), Kent St. 15. Lanning, Bob (DE), No. Montana. 16. Bleier, Rocky (RB), Notre Dame. 17. Cole, Bob (LB), So. Carolina.

1967 - 9th Overall (11 offensive, 3 defensive)

1. Choice to Green Bay. 2. Shy, Don (RB), San Diego St. 3a. Choice to San Francisco. 3b. Freitas, Rockne (C), Oregon (choice from Philadelphia). 4. May, Ray (LB), So. California. 5. Choice to Green Bay. 6. Choice to Atlanta. 6-a. Haggerty, Mikey (OT), Miami (Fla.). 7. Choice to Washington. 8a. Barnes, Mike (OT), Purdue. 8b. Foruria, John (QB), Idaho (choice from Minnesota). 9. Otis, Paul (DT), Houston. 10. Wilsey, Bill (LB), Fresno St. 11. Whitcomb, Jim (WR), Emporia St. (Kan.). 12. Choice to Baltimore. 13. Homan, Jim (G), So. California. 14. Anderson, Chet (TE), Minnesota. 15. Love, Mike (RB), Abilene Christian. 16. Smith, Bill (C), Oregon. 17. Davenport, Mike (RB), Wyoming.

1966 - 3rd Overall (12 offensive, 3 defensive)

1. Leftridge, Dick (RB), West Virginia. 2. Gagner, Larry (G), Florida. 3. Klorlin, Pat (C), Syracuse. 4. Choice to Chicago. 5. Choice to Detroit. 6. Choice to Minnesota. 7. Boozer, Emerson (RB), Maryland St. 8. Choice to New York. 9. Stewart, Dale (WR), Pittsburgh. 10. Marion, Jerry (RB), Wyoming. 11. Washington, Charley (RB), Grambling. 12. Choice to Dallas. 13. Dial, Benji (QB), Eastern New Mexico. 14. Novogratz, Joe (LB), Pittsburgh. 15. Dobson, Joe (OT), Idaho. 16. Long, Jim (WR), Purdue. 17. Brundage, Mike (QB), Oregon. 18. Lucas, Kenny (QB), Pittsburgh. 19. Neilson, Dave (QB), Albion. 20. Springer, Ron (OT), Albion.

1965 - 3rd Overall

1. Choice to Chicago. 2. Jefferson, Roy (WR), Utah. 3. Choice to New York. 4. Choice to Detroit. 5. Choice to Green Bay. 6. Choice to Green Bay. 7. Browning, Charlie (RB), Washington. 8. Howley, Bill (E), Pittsburgh. 9. Neville, Tom (T), Mississippi St. 10. Tobey, Dave (C), Oregon. 11. Molden, Frank (T), Jackson St. 12. Lofquist, Craig (B), Minnesota. 13. Wilburn, J. R. (B), South Carolina. 14. Butler, Jim (B), Edward Waters. 15. Carrell, John (T), Texas Tech. 16. Dusenbury, Doug (K), Kansas St. 17. Canale, Whit (B), Tennessee. 18. Howard, Bob (B), Stanford. 19. Price, Lonnie (B), Southwestern Louisiana. 20. Fertig, Craig (QB), So. Carolina.

1964 - 10th Overall

1. Martha, Paul (B), Pittsburgh. 2a. Choice to Chicago. 2b. Kelly, Jim (E), Notre Dame (choice from Chicago). 3. Baker, Ralph (LB), Penn State. 4. McGee, Ben (T), Jackson St. 5. Alley, T. W. (T), William & Mary. 6. Gibson, Tom (G), So. Carolina. 7. Smith, Bobby (B), No. Texas St. 8. Currington, Bob (B), No. Carolina College. 9. Nichols, Bob (T), Stanford. 10. Choice to Cleveland. 11. Soleau, Bob (G), William & Mary. 12. Sherman, Bob (B), Iowa. 13. Baker, Glenn (T), Washington St. 14. Jenkins, Tom (G), Ohio St. 15. Brown, Barry (E), Florida. 16. Kesler, Ed (B), No. Carolina. 17. Shaw, Dennis (C), Detroit. 18. Dobbins, Oliver (B), Morgan St. 19. Marshall, Don (T), Lehigh. 20. Generalovich, Brian (E), Pittsburgh.

1963 - 11th Overall

1. Choice to Chicago. 2. Choice to Baltimore. 3. Choice to Green Bay. 4. Choice to Chicago. 5. Choice to Los Angeles. 6. Choice to Chicago. 7. Choice to Green Bay. 8. Atkinson, Frank (T), Stanford. 9. Carrington, Gene (T), Boston College. 10. Nelsen, Bill (DB), So. California. 11. Dixon, Hewitt (B), Florida A & M. 12. Curry, Roy (B), Jackson St. 13. Gray, Hal (LB), Los Angeles St. 14. Dickerson, Bob (E), Bethune-Cookman. 15. Szykowny, Matt (QB), Iowa. 16. Russell, Andy (LB), Missouri. 17. Stein, Tim (C), Miami (Ohio). 18. Bradshaw, Jim (B), Chattanooga. 19. Berg, Roger (T), St. Thomas (Minn.). 20. Traficant, Jim (QB), Pittsburgh.



Steelers All-Time Draft Picks

1962 - 5th Overall

1. Ferguson, Bob [B], Ohio St. 2. Choice to Chicago. 3. Choice to Los Angeles. 4. Choice to Detroit. 5. Choice to Baltimore. 6. Choice to San Francisco. 7. Collins, Jack [B], Texas. 8. Ballman, Gary [B], Michigan St. 9. Powers, John [E], Notre Dame. 10. Vignali, Larry [G], Pitt 11. Willis, Bob [E], California. 12. Mudie, Sam [QB], Rutgers. 13. Woodward, Dave [T], Auburn. 14. Whittaker, Jim [E], Nevada. 15. Hatch, Vern [E], No. Carolina College. 16. Ply, Bobby [QB], Baylor. 17. Tucker, Nat [B], Florida A & M. 18. Yarbrough, Darrell [T], Northwest Louisiana St. 19. Kuprok, John [E], Pittsburgh. 20. Knight, John [B], Valparaiso.

1961 - 6th Overall

1. Choice to San Francisco. 2. Pottios, Myron [LB], Notre Dame. 3. Choice to Detroit. 4. Choice to San Francisco. 5. Choice to Baltimore. 6. Choice to Los Angeles. 7. Hoak, Dick [B], Penn St. 8. Balthazar, George [T], Tennessee A & I. 9. Choice to San Francisco. 10. Mack, Bill [B], Notre Dame. 11. Clements, Skip [B], No. Carolina. 12. Jackunas, Frank [T], Detroit. 13. Choice to San Francisco. 14. Schmitz, Bob [LB], Montana St. 15. McConn, Ray [B], West Texas St. 16. Scott, Wilbert [B], Indiana. 17. Nofsinger, Terry [QB], Utah. 18. Simko, John [E], Augustana [S.D.]. 19. Wyatt, Bernie [B], Iowa. 20. Jones, Mike [B], San Jose St.

1960 - 6th Overall

1. Spikes, Jack [B], TCU. 2. Choice to Cleveland. 3. Choice to Los Angeles. 4. Choice to Detroit. 5. Choice to Los Angeles. 6. Choice to Los Angeles. 7. Dennis, Lonnie [G], Brigham Young. 8. Lanphear, Dan [G], Wisconsin. 9. Harris, Marshall [B], TCU. 10. Kapele, John [T], Brigham Young. 11. Choice to San Francisco. 12. Butler, Earl [T], No. Carolina. 13. Womack, Joe [B], Los Angeles St. 14. Keys, Ray [B], Colorado St. 15. Essenmacker, Larry [T], Alma. 16. Ames, Dave [B], Richmond. 17. Chamberlain, Dale [B], Miami [Ohio]. 18. Lee, Charley [T], Iowa. 19. Turley, Howard [E], Louisville. 20. Harshberger, George [T], Wichita.

1959 - 5th Overall

1. Choice to San Francisco. 2. Choice to Detroit. 3. Choice to Los Angeles. 4. Choice to Los Angeles. 5. Choice to Green Bay. 6. Choice to Detroit. 7. Choice to Washington. 8. Barnett, Tom [B], Purdue. 9. Davis, Hal [G], Houston. 10. Gunnels, Riley [T], Georgia. 11. Curtis, Overton [B], Utah St. 12. Pavliska, Bill [B], Baylor. 13. Bohling, Dewey [B], Hardin-Simmons. 14. Peppercorn, John [E], Kansas. 15. Brodnax, John [B], LSU. 16. Carrico, Bill [G], No. Texas St. 17. Leeka, Bill [T], UCLA. 18. Seinturier, John [T], So. California. 19. Kocourek, Dave [E], Wisconsin. 20. Hayes, Rudy [B], Clemson. 21. Green, Johnny [QB], Chattanooga. 22. Polk, Burley [T], Hardin-Simmons. 23. Davie, Ernye [B], McMurry [Tex.]. 24. Farmer, Wayne [T], Purdue. 25. Miller, Ron [E], Vanderbilt. 26. Scott, John [T], Ohio St. 27. Tolar, Charley [B], Northwestern Louisiana. 28. Hall, Ronnie [B], Missouri Valley. 29. Loncar, Dick [T], Notre Dame. 30. Fierstad, Willis [B], Minnesota.

1958 - 9th Overall

1. Choice to San Francisco. 2. Krutko, Larry [B], West Virginia. 3. Krisher, Bill [G], Oklahoma. 4. Choice to Los Angeles. 5. Choice to Los Angeles. 6. Lasse, Dick [E], Syracuse. 7. Choice to Baltimore. 8. Choice to Detroit. 9. Choice to Detroit. 10. Campbell, Dick [D], Marquette. 11. Aldrich, Larry [E], Idaho. 12. Reed, Leroy [B], Mississippi. 13. Choice to San Francisco. 14. Jennings, Doyle [T], Oklahoma. 15. Sears, Ed [B], Florida. 16. Perkins, John [T], Mississippi Southern. 17. Lewis, Joe [T], Compton JC [Calif.]. 18. Choice to Detroit. 19. Keady, Gene [B], Kansas St. 20. Johnson, George [T], Wake Forest. 21. Jones, Everett [G], Utah. 22. Thompson, Bill [E], Duke. 23. Trowbridge, Ken [B], No. Carolina St. 24. Roberts, Norm [E], E. Texas St. 25. Groce, Bill [B], No. Texas St. 26. Evans, Jon [E], Oklahoma A & M. 27. Dellinger, Floyd [D], Texas Tech. 28. Akin, Dean [E], Jacksonville St. [Ala.]. 29. Fuquay, Mert [E], Baylor. 30. Scherer, Dick [E], Pittsburgh.

1957 - 5th Overall

1. Dawson, Lenny [QB], Purdue. 2. Michael, Bill [T], Ohio St. 3. Owens, Don [T], Mississippi Southern. 4. Choice to Washington. 5. Richards, Perry [E], Detroit. 6. Volkert, George [B], Georgia Tech. 7. Johnson, Curley [B], Houston. 8. Choice to Chicago Bears. 9. Hutchings, Charley [T], Miami [Fla.]. 10. Jelic, Ralph [B], Pittsburgh. 11. Hughes, Dick [B], Tulsa. 12. Ellison, Vern [G], Oregon St. 13. Underwood, Dwaine [T], Oklahoma A & M. 14. Crawford, Jim [B], Wyoming. 15. Canil, Herman [T], Pittsburgh. 16. Choice to Baltimore. 17. Salvaterra, Corny [B], Pittsburgh. 18. Bigbee, Len [E], E. Texas St. 19. Bennett, Phil [E], Miami [Fla.]. 20. Szeuhan, John [T], No. Carolina St. 21. Cichowski, Gene [QB], Indiana. 22. Thomas, Aurelius [G], Ohio St. 23. Pollock, Bob [T], Pittsburgh. 24. Francis, Gary [E], Illinois. 25. Hinesley, Jim [E], Michigan St. 26. Swann, Bob [T], Vanderbilt. 27. Konkoly, Bob [B], Xavier. 28. Kolinsky, Frank [T], Tennessee. 29. Ramage, Tom [G], Utah St. 30. Serier, Don [E], Arkansas St.

1956 - 5th Overall

Bonus Choice: Glick, Gary [B], Colorado St. 1. Davis, Art [B], Mississippi St. 2. Krupa, Joe [T], Purdue. 3. Taylor, Jim [C], Baylor. 4. Murley, Dick [G], Purdue. 5. Murakowski, Bill [B], Purdue. 6. Taylor, Ray [B], TCU. 7. Gaspari, Dick [C], George Washington. 8. Wellman, Vere [G], Wichita. 9. Edmonds, Wayne [G], Notre Dame. 10. Baldacci, Lou [B], Michigan. 11. Choice to Detroit. 12. Tarasovic, Phil [E], Yale. 13. Holley, Weldon [B], Baylor. 14. Emmons, Jim [T], Alabama. 15. Choice to San Francisco. 16. Reed, Lionel [B], Cen. Oklahoma St. 17. Schmidt, Bill [G], Pittsburgh. 18. Stephens, John [B], Holy Cross. 19. Jacobs, Jerry [G], Florida St. 20. Glatz, Fred [E], Pittsburgh. 21. Martell, Gene [T], Notre Dame. 22. DiPasquale, Ray [B], Pittsburgh. 23. Neft, Pete [QB], Pittsburgh. 24. Ingram, Bryan [E], TCU. 25. O'Dell, Bill [B], Clemson. 26. Sweeney, Frank [G], Xavier. 27. Benson, Buddy [B], Arkansas. 28. DeGraaf, Bill [B], Cornell. 29. Thompson, Wes [T], Alabama.

Steelers All-Time Draft Picks

1955 - 6th Overall

1. Varrichione, Frank [T], Notre Dame. 2. Choice to Los Angeles. 3. Bernet, Ed [E], SMU. 4. Broussard, Fred [C], Texas A & M & Northwestern Louisiana. 5. Mason, George [T], Alabama. 6. Harkey, Lem [B], Emporia. 7. Reeve, Hal [T], Oregon. 8. Choice to Detroit. 9. Unitas, John [OB], Louisville. 10. Boyle, Terry [T], Cincinnati. 11. Eaton, Vic [OB], Missouri. 12. Cooke, Jim [E], Lincoln [Pa.]. 13. Whitmer, Bob [B], Purdue. 14. Byrne, John [G], John Carroll. 15. Duckett, Ellis [B], Michigan St. 16. Vincent, Frank [C], Glenville St. [W. Va.]. 17. Merchant, Ed [B], Miami [Ohio]. 18. Maier, George [G], Marshall. 19. Smith Ed [B], Texas Southern. 20. Matykievicz, Lou [E], Iowa. 21. Phenix, Rees [T], Georgia Tech. 22. McCabe, Richie [B], Pittsburgh. 23. Holz, Gordy [T], Minnesota. 24. Maycock, Mike [E], Villanova. 25. Bull, Charlie [G], Missouri. 26. Soltau, Jim [E], Minnesota. 27. Sanford, Bill [B], Hofstra. 28. Williams, Dave [G], Ohio St. 29. Sinclair, Bernie [E], Texas A & M. 30. Caruzzi, Jim [B], Marquette.

1954 - 7th Overall

1. Lattner, John [B], Notre Dame. 2. Stark, Pat [B], Syracuse. 3. Miner, Tom [E], Tulsa. 4. Choice to Los Angeles. 5. Choice to San Francisco. 6. Pepper, Laurin [B], Mississippi Southern. 7. O'Brien, Jack [E], Florida. 8. Cameron, Paul [B], UCLA. 9. Zombeck, Joe [E], Pittsburgh. 10. Fisher, Bob [T], Tennessee. 11. Cimarolli, Lou [B], Pittsburgh. 12. Fritz, Don [E], Cincinnati. 13. Lattimer, Charley [C], Maryland. 14. Bradford, Roger [E], Waynesburg & Duquesne. 15. Drake, Tom [G], Chattanooga. 16. Krol, Cas [T], Detroit. 17. Fulgier, Joe [C], Oregon St. 18. Penza, Don [E], Notre Dame. 19. Rydall, Don [B], Utah. 20. Prender, Fred [B], W. Chester St. 21. Tassotti, Dan [T], Miami [Fla.]. 22. Lapsley, John [G], Northeastern. 23. Pascarella, Joe [T], Penn St. 24. Flanagan, Jack [E], Detroit. 25. Barron, Jim [T], Mississippi St. & Tulsa. 26. Varaitis, Joe [B], Penn. 27. Yewick, Tom [B], Michigan St. 28. Bush Joe [G], Notre Dame. 29. Fagan, Joe [T], John Carroll. 30. Sweatte, Juel [B], Oklahoma.

1953 - 5th Overall

1. Marchibroda, Ted [OB], Detroit & St. Bonaventure. 2. Johnson, John Henry [B], St. Marys [Cal.] & Arizona St. 3. Matuszak, Marv [LB], Tulsa. 4. Coltergann, Lloyd [E], Maryland. 5. Gaona, Bob [T], Wake Forest. 6. Barton, Tom [G], Clemson. 7. Alderton, John [E], Maryland. 8. Perry, Lowell [E], Michigan. 9. Sarnese, Pat [T], Temple. 10. Holohan, Frank [T], Tennessee. 11. Choice to Chicago Bears. 12. Robertson, Jerry [B], Kansas. 13. Davis, Leo [E], Bradley. 14. Montgomery, Charley [T], Mississippi. 15. O'Neill, Bob [E], Notre Dame. 16. Zachary, John [B], Miami [Ohio]. 17. Quinn, Reed [B], Florida. 18. Holben, Carl [T], Duke. 19. Williams, John [B], Louisville. 20. Hayley, Wil Lee [E], Auburn. 21. Earley, Don [G], So. Carolina. 22. O'Connor, Ed [T], Maryland. 23. Correll, Ray [G], Kentucky. 24. Schneidenbach, Bob [B], Miami [Fla.]. 25. Hampel, Vic [E], Houston. 26. McLair, Jack [E], Bethune-Cookman. 27. Delaney, Jack [B], Cincinnati. 28. Cimini, Joe [T], Mississippi St. 29. Massaro, Art [B], W & J. 30. Tepe, Lou [C], Duke.

1952 - 6th Overall

1. Modzelewski, Ed [B], Maryland. 2. Tarasovic, George [C], LSU. 3. Wadiak, Steve [B], So. Carolina. 4. Gearding, Jack [T], Xavier. 5. Choice to Chicago Bears. 6. Choice to Los Angeles. 7. Hipps, Claude [B], Georgia. 8. Choice to Chicago Bears. 9. Payne, Herky [B], Tennessee. 10. Gilmartin, George [B], Xavier. 11. Spinks, Jack [B], Alcorn A & M. 12. McFadden, Marv [T], Michigan St. 13. Flood, Dave [B], Notre Dame. 14. Davis June [G], Texas. 15. Pivrotto, Dick [B], Princeton. 16. Laidygo, Pete [G], Maryland. 17. Smithwich, Pat [E], St. Norberts. 18. MacDonald, Andy [B], Cen. Michigan. 19. Kerkorian, Gary [OB], Stanford. 20. Simeone, Dan [T], Villanova. 21. Babcock, Harry [E], Georgia. 22. Byrne, Bob [B], Montana St. 23. Pollock, Vic [B], Army. 24. Bestwick, Bob [OB], Pittsburgh. 25. Robinson, Bill [B], Lincoln [Mo.]. 26. Wilson, Bobby [B], Alabama. 27. Doyle, Skip [B], Ohio St. 28. Hanifan, Jerry [B], St. Bonaventure. 29. Wariner, Chris [E], Pittsburgh. 30. Kissel, Ed [B], Wake Forest.

1951 - 9th Overall

1. Avinger, Clarence [B], Alabama. 2. Ortmann, Chuck [B], Michigan. 3. Sulima, George [E], Boston University. 4. French, Barry [T], Purdue. 5. Sampson, Floyd [B], McMurry. 6. Dodrill, Dale [G], Colorado A & M. 7. Mathews, Ray [B], Clemson. 8. Minarik, Hank [E], Michigan St. 9. Schweder, John [G], Penn. 10. Salata, Paul [E], So. California. 11. McCitcheon, Joe [G], Washington & Lee. 12. Brandt, Jim [B], St. Thomas [Minn.]. 13. Szabo, Bill [T], Bucknell. 14. Mizerany, Mike [G], Alabama. 15. Webb, Clay [B], Kentucky. 16. Oberg, Lambert [C], Trinity [Conn.]. 17. Ghelmann, Ted [T], William & Mary. 18. Field, Pat [B], Georgia. 19. Pavilkowski, Bill [B], Boston University. 20. Donnelly, Tom [T], Holy Cross. 21. Cheatham, Ernie [T], Loyola [Cal.]. 22. Hendley, Dick [B], Clemson. 23. Minor, Joe [E], John Carroll. 24. Alois, Art [C], San Francisco. 25. Calvin, Tommy [B], Alabama. 26. Pearman, Bill [G], Tennessee. 27. Radcliffe, Bob [B], Wisconsin. 28. Hansen, Howie [B], UCLA. 29. Smith, Fred [E], Tulsa. 30. Gruble, John [E], Tennessee.

1950 - 8th Overall

1. Chandnois, Lynn [B], Michigan St. 2. Stautner, Ernie [T], Boston College. 3. Hughes, George [G], William & Mary. 4. Choice to Chicago Bears. 5. Allen, Lou [T], Duke. 6. Mattson, Ed [B], Trinity [Texas]. 7. Smith, Truett [B], Mississippi St. & Wyoming. 8. Rogel, Fran [B], Penn St. 9. Druen, Max [T], Tulane. 10. Choice to Chicago Cards. 11. Williams, Charley [E], Sam Houston St. 12. Choice to Chicago Cards. 13. Norton, Negley [T], Penn St. 14. Kynes, Jim [C], Florida. 15. Russell, Harry [B], San Jose St. 16. Barkouskie, Bernie [G], Pittsburgh. 17. Bodine, Al [B], Georgia. 18. Powell, Kenneth [E], No. Carolina. 19. Gaul, Frank [T], Notre Dame. 20. DeNoia, Mike [B], Scranton. 21. Tomlinson, Dick [G], Kansas. 22. Burak, Stan [B], George Washington. 23. Kersulis, Walt [E], Illinois. 24. Weaver, John [G], Miami [Ohio]. 25. Numbers, Bob [C], Lehigh. 26. Vaccaro, Nick [B], Florida. 27. Kreiser, Elmer [E], Bloomsburg St. 28. Diehl, Jerry [B], Idaho. 29. DePasqua, Carl [B], Pittsburgh. 30. Hudak, Ed [T], Notre Dame.



Steelers All-Time Draft Picks

MEDIA INFORMATION

FOOTBALL STAFF

2010 PLAYERS

2009 IN REVIEW

STEELERS HISTORY

RECORDS

1949 - 6th Overall

1. Gage, Bobby [B], Clemson. 2. Davis, Harper [B], Mississippi St. 3. Walsh, Bill [C], Notre Dame. 4. Geri, Joe [B], Georgia. 5. Long, Bill [E], Oklahoma A & M. 6. Brightwell, Doug [C], TCU. 7. Talarico, Bill [B], Penn. 8. Brown, George [G], TCU. 9. Brennan, Tom [T], Boston College. 10. Hood, Bob [E], Alabama. 11. Sanders, Al [C], Mississippi Southern. 12. Finks, Jimmy [B], Tulsa. 13. Walston, R. R. [G], No. Texas St. 14. Moon, Dave [B], SMU. 15. Sobczak, Ed [E], Michigan. 16. Snell, Denvard [T], Auburn. 17. Kissell, Veto [B], Holy Cross. 18. Shipman, Clint [T], E. Texas St. 19. McBridge, Jack [E], Rice. 20. Mann, Ben [G], Mississippi. 21. Jackura, Joe [C], Georgia. 22. Johnson, Lloyd [B], W. Texas St. 23. Owens, Jim [E], Oklahoma. 24. Snowden, Ivan [T], Texas A & I. 25. Goff, Bobby [B], Texas A & M.

1948 - 9th Overall

1. Edwards, Dan [E], Georgia. 2. Nuzum, Jerry [B], New Mexico A & M. 3. Wozniak, John [G], Alabama. 4. Gasparella, Joe [OB], Notre Dame. 5. Long, Bill [B], Penn. 6. Cooper, Jim [C], No. Texas St. 7. Ryan, Ed [E], St. Mary's [Cal.]. 8. Deranek, Dick [B], Indiana. 9. Redfield, Paul [T], Colgate. 10. Papach, George [B], Purdue. 11. Finical, Tom [E], Princeton. 12. Lane, Clayton [T], New Hampshire. 13. Mazuca, Dick [G], Canisius. 14. McPeak, Bill [E], Pittsburgh. 15. Messoline, Frank [B], Scranton. 16. Lane, Tom [T], Muhlenburg. 17. Barbolak, Pete [T], Purdue. 18. Fogler, Tom [E], Duke. 19. Snyder, Charley [T], Marshall. 20. Stevens, Tally [E], Utah. 21. Norman, Dike [C], Washington & Lee. 22. Simmons, Floyd [B], Notre Dame. 23. Hausser, Paul [T], Wichita. 24. Ramsay, Bob [B], SMU. 25. Whitlow, Felton [T], No. Texas St. 26. Bowen, Dinky [B], Georgia Tech. 27. Gibron, Abe [G], Purdue. 28. Hilken, Bruce [T], Michigan. 29. Zuchowski, Ted [T], Toledo. 30. DeMatteo, Tony [B], Pittsburgh.

1947 - 5th Overall

1. Bechtol, Hub [E], Texas. 2. Mastrangelo, John [G], Notre Dame. 3. Wydo, Frank [T], Cornell. 4. Aschenbrenner, Frank [B], Northwestern. 5. Meeks, Bryant [C], So. Carolina. 6. Shipkey, Jerry [B], UCLA. 7. Vander Clute, Bert [G], Wesleyan. 8. Gibson, Paul [E], No. Carolina St. 9. Medd, Jack [C], Wesleyan. 10. Fitch, Jack [B], No. Carolina. 11. Parseghian, Ara [B], Miami (Ohio). 12. Moore, Bill [T], Vanderbilt. 13. Bruno, Larry [B], Geneva. 14. Jenkins, Ralph [C], Clemson. 15. Nickel, Elbie [E], Cincinnati. 16. Cregar, Bill [C], Holy Cross. 17. Mulready, Jerry [B], No. Dakota St. 18. Smith, Warren [T], Kansas Wesleyan. 19. Hamilton, Fred [T], Vanderbilt. 20. Taylor, Fred [E], TCU. 21. Bushmaier, Binks [B], Vanderbilt. 22. Davis, Paul [B], Otterbein. 23. Kalmimar, Tommy [B], Pitt & Nevada. 24. Mohr, Don [E], Baldwin-Wallace. 25. Young, Art [G], Dartmouth. 26. Sazio, Ralph [T], William & Mary. 27. Pitzer, Dick [E], Army. 28. Stalloni, Tom [T], Delaware. 29. DiFrancesca, Vince [G], Northwestern. 30. Lahr, Warren [B], Western Reserve.

1946 - 3rd Overall

1. Blanchard, Doc [B], Army. 2. Clark, George [B], Duke. 3. Rowe, Hammond [B], Baylor & San Francisco. 4. Tepsic, Joe [B], Penn St. 5. Seiferling, Jack [B], Utah St. 6. Woods, Marion [G], Clemson. 7. Reinhardt, Tom [T], Minnesota. 8. Ponsetto, Joe [B], Michigan. 9. Evans, Bob [B], Penn. 10. Bonwell, Mel [B], Central Iowa. 11. Holloway, Doc [G], William & Mary. 12. Owen, Carroll [B], Catawba. 13. Poppin, George [T], New Mexico. 14. McCain, Bob [E], Mississippi. 15. Tallchief, Tom [T], Oklahoma. 16. Perl, Al [B], Youngstown & Georgia. 17. Lopez, Russ [C], West Virginia. 18. Garrison, Charles [G], Wake Forest. 19. Cloud, Bill [T], Temple. 20. Garbinski, Mike [B], Penn St. 21. Loiacano, Charley [C], Lafayette. 22. Johnson, George [T], Pittsburgh. 23. Leitheiser, Bill [G], Duke. 24. Adams, Roger [C], Florida. 25. Verkins, Bob [B], Tulsa. 26. Castle Clarence [B], Mississippi. 27. Marino, Marchi [T], Penn State. 28. Hansen, Bob [E], UCLA. 29. Graves, Larry [T], Newberry. 30. Bruce, Gall [E], Washington.

1945 - 2nd Overall

1. Duhart, Paul [B], Florida. 2. Dugger, Jack [E], Ohio St. 3. Dellastatious, Bill [B], Missouri. 4. Adamas, Roger [C], Florida. 5. Mehlich, Chuck [E], Duquesne. 6. Browning, Greg [E], Denver. 7. Wolak, Mike [B], Duquesne. 8. Hughes, Tom [T], Purdue & Missouri. 9. Pense, Leon [B], Arkansas. 10. Brandau, Art [C], Tennessee. 11. Ball, Ray [B], Holy Cross. 12. Basilone, Frank [B], Duquesne. 13. Monahan, John [E], Dartmouth. 14. Odelli, Mel [B], Duquesne. 15. Choice to Chicago Bears. 16. Ungles, Jim [B], Kansas St. 17. Itzel, John [B], Pittsburgh. 18. Wizebicki, Alex [B], Holy Cross. 19. Landrigan, Jim [T], Holy Cross & Dartmouth. 20. Lilienthal, Bill [T], Villanova. 21. Price, Art [B], Rutgers. 22. Malmberg, Don [B], UCLA. 23. Hartwell, Everette [E], Auburn. 24. Cain, Ed [B], Rice. 25. Carlacini, Angelo [B], Pittsburgh. 26. Burns, Ed [B], Boston College. 27. Stough, Glen [T], Duke. 28. Marsh, Jim [T], Oklahoma A & M. 29. Grant, Ralph [B], Bucknell. 30. Kondria, John [T], St. Vincent.

1944 - 10th Overall

1. Podesto, Johnny [B], St. Mary's Cal. 2. Odell, Bob [B], Penn. 3. Gantt, Bob [E], Duke. 4. McCaffray, Art [T], Santa Clara & College of Pacific. 5. Owen, George [G], Wake Forest. 6. Savage, Dan [B], Brown. 7. Freitas, Jess [B], Santa Clara. 8. Titus, George [C], Holy Cross. 9. Stofko, Ed [B], St. Francis. 10. Jansante, Val [E], Duquesne. 11. Buda, Carl [G], Tulsa. 12. Gray, Sam [E], Tulsa. 13. Longacre, Bob [B], William & Mary. 14. Zetty, Les [E], Muhlenburg. 15. Myers, Jim [G], Tennessee. 16. Gottlieb, Joe [B], Duquesne. 17. Davis, Hugh [B], Michigan St. 18. Sullivan, Bill [E], Villanova. 19. Woodside, Jimmy [C], Temple. 20. Miller, Bill [B], Penn. 21. Lawson, Bob [E], Holy Cross. 22. Caver, Hank [B], Presbyterian. 23. Carter, Paul [T], Michigan St. 24. Holben, Dick [T], Muhlenburg. 25. Tippee, Howard [B], Iowa St. 26. Maimberg, Charley [T], Rice. 27. Ashbaugh, Russ [B], Notre Dame. 28. Petroski, Pat [G], Miami [Fla.]. 29. Tosti, Joe [E], Scranton. 30. Seelinger, Len [B], Wisconsin.

Steelers All-Time Draft Picks

1943 - 7th Overall

1. Daley, Bill [B], Minnesota. 2. Russell, Jack [E], Baylor. 3. Connolly, Harry [B], Boston College. 4. Sossamon, Lou [C], So. Carolina. 5. Ratto, Al [C], St. Mary's [Cal.]. 6. Curry, Ray [E], St. Mary's [Cal.]. 7. Murphy, Ed [E], Holy Cross. 8. Dwelle, Dick [B], Rice. 9. Wukits, Al [C], Duquesne. 10. Repko, Joe [T], Boston College. 11. Boltrek, Pete [T], No. Carolina St. 12. Shiekman, Mort [G], Penn. 13. Crain, Milt [B], Baylor. 14. Kielbasa, Max [B], Duquesne. 15. Skorich, Nick [G], Cincinnati. 16. Field, Jackie [B], Texas. 17. Bucek, Felix [G], Texas A & M. 18. Welsh, Johnny [B], Penn. 19. Compagno, Tony [B], St. Mary's [Cal.]. 20. Zapalac, Willie [B], Texas A & M. 21. Bain, George [T], Oregon St. 22. Wynne, Clay [T], Arkansas. 23. Cibulas, Joe [T], Duquesne. 24. Yambrick, Bill [C], Western Michigan. 25. Freeman, Jack [G], Texas. 26. Goode, Joe [B], Duquesne. 27. Durishan, Jack [T], Pittsburgh. 28. Lobpries, Fritz [G], Texas. 29. Jones, Art [B], Haverford. 30. Ruman, Bob [B], Arizona.

1942 - 1st Overall

1. Dudley, Bill [B], Virginia. 2. Martin, Vern [B], Texas. 3. Casanega, Ken [B], Santa Clara. 4. Kutner, Mal [E], Texas. 5. Sandig, Curt [B], St. Mary's [Tex.]. 6. Greene, Charley [T], Tulsa. 7. Butler, Johnny [B], Tennessee. 8. Spendlove, Floyd [T], Utah. 9. Chase, Rayburn [B], Missouri. 10. Steele, Ernie [B], Washington. 11. Wood, Thornley [B], Columbia. 12. Roach, Bill [E], TCU. 13. Holt, Wayne [G], Tulsa. 14. Mosher, Clure [C], Louisville. 15. Law, Hubbard [B], Sam Houston. 16. Tomasic, Andy [B], Temple. 17. Chamberlain, Garth [T], Brigham Young. 18. Rokisky, John [E], Duquesne. 19. Jenkins, Ray [B], Colorado. 20. Kapriva, Frank [G], Wake Forest.

1941 - 3rd Overall

1. Gladchuk, Chet [C], Boston College. 2. Knolla, Johnny [B], Creighton. 3. Ringgold, Jim [B], Wake Forest. 4. Sears, Vic [T], Oregon St. 5. Suffridge, Bob [G], Tennessee. 6. Robert, Jim [C], Marshall. 7. Elrod, Ervin [E], Mississippi St. 8. Fritz, Ralph [G], Michigan. 9. Uremovich, Emil [T], Indiana. 10. Severin, Paul [E], No. Carolina. 11. Cotton, Russ [B], Texas Mines. 12. Goree, J. W. [G], LSU. 13. Eibner, John [T], Kentucky. 14. McAfee, Wes [B], Duke. 15. Fox, Terry [B], Miami [Fla.]. 16. Cornwall, Bill [T], Furman. 17. Kerr, George [G], Boston College. 18. Bjorklund, Bob [E], Minnesota. 19. Castiglia, Jim [B], Georgetown. 20. Landsberg, Mort [B], Cornell.

1940 - 3rd Overall

1. Eakin, Kay [B], Arkansas. 2. Wenzel, Ralph [E], Tulane. 3. Kiick, George [B], Bucknell. 4. Ivy, Frank [E], Oklahoma. 5. Goff, Clark [T], Florida. 6. Bykowski, Frank [G], Purdue. 7. Cignetti, Pete [B], Boston College. 8. Nery, Carl [G], Duquesne. 9. Boisseau, Dick [T], Washington & Lee. 10. Shu, Paul [B], VMI. 11. Cox, Cary [C], Alabama. 12. Pirro, Rocco [B], Catholic. 13. Noppenberg, John [B], Miami [Fla.]. 14. Stublar, Nick [T], Santa Clara. 15. McCarthy, Ray [B], Santa Clara. 16. Gajecski, Leon [C], Penn St. 17. Sullivan, Mike [E], No. Carolina St. 18. Daly, Seaton [T], Gonzaga. 19. Harvey, Thad [T], Notre Dame. 20. Katzenstein, Marvin [T], Colorado Mines.

1939 - 2nd Overall

1. Choice to Chicago Bears. 2. Choice to Brooklyn. 3. Patterson, Bill [B], Baylor. 4. McCullough, Hugh [B], Oklahoma. 5. Wheeler, Ernie [B], No. Dakota St. 6. Boyd, Sam [E], Baylor. 7. Palumbo, Eddie [B], Detroit. 8. Nelson, Ole [E], Michigan St. 9. Petro, Steve [G], Pittsburgh. 10. Lee, Jack [B], Carnegie Tech. 11. Tomasetti, Lou [B], Bucknell. 12. Cochran, Denny [B], St. Louis. 13. Hoffman, Fabian [E], Pittsburgh. 14. Clary, Ed [B], So. Carolina. 15. Tosi, John [C], Niagara. 16. Lezowski, Al [G], Pittsburgh. 17. Longhi, Ed [C], Notre Dame. 18. Shrik, Dave [E], Kansas. 19. Peters, Frank [E], Washington. 20. Sheldrake, Tom [E], Washington.

1938 - 4th Overall


1. White, Byron [B], Colorado. 1-a. Filchock, Frankie [B], Indiana. 2. Choice to New York. 2-a. Choice to Detroit. 3. Midler, Lou [T], Minnesota. 4. Platukis, George [E], Duquesne. 5. King, Ray [E], Minnesota. 6. Burnette, Tom [B], No. Carolina. 7. McDonough, Paul [E], Utah. 8. McCarty, Pat [C], Notre Dame. 9. Choice to Cleveland. 10. Choice to Chicago Cards.

1937 - 5th Overall

1. Basrak, Mike [C], Duquesne. 2. Finley, Bob [B], SMU. 3. Breeden, Bill [E], Oklahoma. 4. Hewes, Bo [B], Oklahoma. 5. Frye, Jack [B], Missouri. 6. Roach, Walt [E], TCU. 7. Haines, Byron [E], Washington. 8. Kordick, Marty [G], St. Mary's [Cal.]. 9. Patanelli, Matt [E], Michigan. 10. Nevers, Stan [T], Kentucky.

1936 - 3rd Overall

1. Shakespeare, Bill [B], Notre Dame. 2. Barnum, Lee [B], West Virginia. 3. Grayson, Bobby [B], Stanford. 4. Spain, Truman [T], SMU. 5. Sandefur, Wayne [B], Purdue. 6. Orr, Maurice [T], SMU. 7. Peters, Marty [E], SMU. 8. Karpowich, Ed [T], Catholic. 9. Meglen, Joe [B], Georgetown.



RECORDS



Steelers All-Time Individual Leaders

Steelers All-Time Passing Leaders

Player	Att.	Comp.	Yards	Pct.	TDs	Int.	Rtg.
1. Terry Bradshaw (1970-83)	3,901	2,025	27,989	51.9	212	210	71.1
2. Ben Roethlisberger (2004-09)	2,411	1,526	19,302	63.3	127	81	91.7
3. Kordell Stewart (1995-02)	2,107	1,190	13,328	56.4	70	72	72.3
4. Neil O'Donnell (1990-95)	1,871	1,069	12,867	57.1	68	39	81.6
5. Bubby Brister (1986-92)	1,477	776	10,104	52.5	51	57	69.8
6. Bobby Layne (1958-62)	1,156	569	8,983	49.2	67	81	70.7
7. Jim Finks (1949-55)	1,382	661	8,854	47.8	55	88	48.5
8. Mark Malone (1980-87)	1,374	690	8,582	50.2	54	68	62.1
9. Tommy Maddox (2001-05)	1,036	603	7,139	58.2	42	40	76.7
10. Mike Tomczak (1993-99)	973	546	6,649	56.1	37	42	72.0
11. Ed Brown (1962-65)	736	339	5,821	44.7	30	50	57.7
12. Bill Nelsen (1963-67)	589	274	4,440	46.5	28	30	67.0
13. Dick Shiner (1968-69)	513	245	3,278	47.8	25	27	54.7
14. Cliff Stoudt (1977-83)	479	244	3,217	50.9	14	28	57.9
15. David Woodley (1984-85)	339	179	2,630	52.8	14	21	66.2
16. Kent Nix (1967-69)	451	217	2,597	48.1	14	33	46.1
17. Terry Hanratty (1969-75)	417	159	2,428	38.1	24	34	42.6
18. Earl Morrall (1957-58)	335	145	2,175	43.3	12	19	53.9
19. Joe Gilliam (1972-75)	331	147	2,103	44.4	9	17	53.3
20. Ted Marchibroda (1953, 55-56)	340	157	1,931	46.2	15	24	49.3

Steelers All-Time Rushing Leaders

Player	Att.	Yds.	Avg.	TDs
1. Franco Harris (1972-83)	2,881	11,950	4.1	91
2. Jerome Bettis (1996-05)	2,683	10,571	3.9	78
3. Willie Parker (2004-09)	1,253	5,378	4.3	24
4. John Henry Johnson (1960-65)	1,025	4,383	4.3	26
5. Frank Pollard (1980-88)	953	3,989	4.2	20
6. Dick Hoak (1961-70)	1,132	3,965	3.5	25
7. Barry Foster (1990-1994)	915	3,943	4.3	26
8. Rocky Bleier (1968, 1970-80)	928	3,865	4.2	23
9. Walter Abercrombie (1982-87)	842	3,343	4.0	22
10. Fran Rogel (1950-57)	900	3,271	3.6	17
11. Merril Hoge (1987-93)	819	3,115	3.8	21
12. John Fuqua (1970-76)	699	2,942	4.2	21
13. Tom Tracy (1958-63)	727	2,712	3.7	15
14. Kordell Stewart (1995-02)	496	2,561	5.2	36
15. Terry Bradshaw (1970-83)	444	2,255	5.1	32
16. Preston Pearson (1970-74)	573	2,243	3.9	8
17. Lynn Chandnois (1950-56)	593	1,934	3.2	12
18. Earnest Jackson (1986-88)	470	1,921	4.1	9
19. Amos Zereoue (1999-03)	434	1,698	3.9	7
20. Sidney Thornton (1977-82)	356	1,512	4.2	18

Steelers All-Time Scoring Leaders

Player	TDs	PATs	FGs	Pts
1. Gary Anderson (1982-93)	0	416	309	1,343
2. Jeff Reed (2002-09)	0	288	189	855
3. Roy Gerela (1971-78)	0	293	146	731
4. Franco Harris (1972-83)	100	0	0	600
5. Hines Ward (1998-09)	#79	**5	0	484
6. Jerome Bettis (1996-05)	80	**1	0	482
7. Norm Johnson (1995-98)	0	137	105	452
8. John Stallworth (1974-87)	#64	0	0	#384
9. Kris Brown (1999-01)	0	98	80	338
10. Lynn Swann (1974-82)	+53	0	0	+318
11. Mike Clark (1964-67)	0	116	57	287
12. Lou Michaels (1961-63)	0	91	62	277
13. Louis Lipps (1984-91)	*46	0	0	*276
14. Ray Mathews (1951-59)	43	1	0	@261
15. Buddy Dial (1959-63)	42	0	0	252
Kordell Stewart (1995-02)	++42	0	0	252

Includes 1 rushing TD @ Includes 1 Safety ++ Includes 5 receiving TDs + Includes 1 TD on Punt Return

* Includes 4 rushing TDs, 3 TDs on Punt Returns ** Includes 2-pt. Conversions



Steelers All-Time Individual Leaders

MEDIA INFORMATION

FOOTBALL STAFF

2010 PLAYERS

2009 IN REVIEW

STEELERS HISTORY

RECORDS

Steelers All-Time Receiving Leaders (Receptions)

Player	No.	Yds.	Avg.	TDs
1. Hines Ward (1998-09)	895	10,947	12.2	78
2. John Stallworth (1974-87)	537	8,723	16.2	63
3. Louis Lipps (1984-91)	358	6,018	16.8	39
4. Lynn Swann (1974-82)	336	5,462	16.3	51
5. Elbie Nickel (1947-57)	329	5,133	15.6	37
6. Franco Harris (1972-83)	306	2,284	7.5	9
7. Plaxico Burress (2000-04)	261	4,164	16.0	22
8. Charles Johnson (1994-98)	250	3,400	13.6	15
9. Heath Miller (2005-09)	244	2,721	11.2	27
10. Merrill Hoge (1987-93)	241	2,054	8.5	13
11. Santonio Holmes (2006-09)	235	3,835	16.3	20
12. Ray Mathews (1951-59)	230	3,919	16.1	34
13. Buddy Dial (1959-63)	229	4,723	20.6	42
14. Yancey Thigpen (1992-97)	222	3,641	16.4	21
15. Bennie Cunningham (1976-85)	202	2,879	14.3	20
16. Roy Jefferson (1965-69)	199	3,671	18.4	29
17. Eric Green (1990-94)	198	2,681	13.5	24
18. Ron Shanklin (1970-75)	166	3,047	18.4	24
19. Lynn Chandnois (1950-56)	163	2,062	12.6	8
20. Courtney Hawkins (1997-00)	160	1,829	11.4	5
21. Antwaan Randle El (2002-05)	159	1,985	12.5	7
22. Gary Ballman (1962-66)	154	2,949	19.2	22
23. Dwight Stone (1987-94)	152	2,460	16.2	12
24. Fran Rogel (1950-57)	150	1,087	7.2	2
25. Dick Hoak (1961-70)	146	1,452	9.9	8

Steelers All-Time Interception Leaders

Player	Int.	Yds.	Avg.	TDs
1. Mel Blount (1970-83)	57	736	12.9	2
2. Jack Butler (1951-59)	52	827	15.9	4
3. Donnie Shell (1974-87)	51	450	8.8	2
4. Rod Woodson (1987-96)	38	779	20.5	5
5. Dwayne Woodruff (1979-85, 87-90)	37	689	18.6	3
6. Mike Wagner (1971-80)	36	491	13.6	0
7. Jack Ham (1971-82)	32	218	6.8	1
Darren Perry (1992-98)	32	574	17.9	1
9. Jack Lambert (1974-84)	28	243	8.7	0
10. Glen Edwards (1971-77)	25	652	26.1	1
Howard Hartley (1949-52)	25	267	10.7	0

Steelers All-Time Sacks Leaders

Player	QB Sacks
1. Jason Gildon (1994-03)	77.0
2. L.C. Greenwood (1969-81)	73.5
3. Joe Greene (1969-81)	66.0
4. Joey Porter (1999-06)	60.0
5. Keith Willis (1982-87, 89-91)	59.0
6. Greg Lloyd (1988-97)	53.5
7. Dwight White (1971-80)	46.0
8. Aaron Smith (1999-09)	44.0
9. Ernie Holmes (1972-77)	40.0
10. James Harrison (2002, 2004-09)	38.5
11. Kevin Greene (1993-95)	35.5
12. Gary Dunn (1977-87)	35.0
13. Steve Furness (1972-80)	32.0
14. Clark Haggans (2000-07)	31.5
15. Mike Merriweather (1982-87)	31.0
16. Chad Brown (1993-97)	30.0
17. LaMarr Woodley (2007-09)	29.0
18. Robin Cole (1977-87)	27.0
19. Jack Ham (1971-82)	25.5
20. Keith Gary (1983-88)	25.0

Steelers All-Time Fumble Recovery Leaders

Player	Fum. Rec.	TDs
1. Ernie Stautner (1950-63)	23	0
2. Jack Ham (1971-82)	21	0
3. Donnie Shell (1974-87)	19	1
4. Carnell Lake (1989-98)	16	2
Joe Greene (1969-81)	16	0
6. Robin Cole (1977-87)	14	0
L.C. Greenwood (1969-81)	14	0
Greg Lloyd (1988-97)	14	0
9. Mel Blount (1970-83)	11	1
Mike Wagner (1971-80)	11	0

Steelers All-Time Individual Leaders

Steelers All-Time Service

MOST SEASONS

- 15 Mike Webster (1974-88)
- 14 Donnie Shell (1974-87)
- John Stallworth (1974-87)
- Larry Brown (1971-84)
- Mel Blount (1970-83)
- Terry Bradshaw (1970-83)
- Ernie Stautner (1950-63)
- 13 Tunch Ilkin (1980-92)
- Joe Greene (1969-81)
- L.C. Greenwood (1969-81)
- Jon Kolb (1969-81)
- Sam Davis (1967-79)
- Ray Mansfield (1964-76)
- Gary Anderson (1982-94)
- Dermontti Dawson (1988-00)

MOST GAMES

- 220 Mike Webster (1974-88)
- 201 Donnie Shell (1974-87)
- 200 Mel Blount (1970-83)
- 197 Gary Anderson (1982-94)
- 186 Hines Ward (1998-09)**
- 183 Deshea Townsend (1998-09)
- 182 Ray Mansfield (1964-76)
- 181 Dermontti Dawson (1988-00)
- Joe Greene (1969-81)
- 179 David Little (1981-92)
- 177 Jon Kolb (1969-81)
- 176 Tunch Ilkin (1980-92)

MOST CONSECUTIVE GAMES PLAYED

- 177 Mike Webster (1974-85)
- 170 Dermontti Dawson (1988-99)
- 168 Ray Mansfield (1964-76)

Steelers All-Time Scoring

MOST TOTAL POINTS

CAREER:

- 1,343 Gary Anderson (1982-94), 416 PATs, 309 FGs
- 855 Jeff Reed (2002-09), 288 PATs, 189 FGs**
- 731 Roy Gerela (1971-78), 293 PATs, 146 FGs
- 600 Franco Harris (1972-83), 100 TDs
- 484 Hines Ward (1998-09), 79 TDs, 5 2-PTs**
- 482 Jerome Bettis (1996-05), 80 TDs, 2-PT
- 452 Norm Johnson (1995-97), 116 PATs, 79 FGs
- 384 John Stallworth (1974-87), 64 TDs

SEASON:

- 141 Norm Johnson (1995), 39 PATs, 34 FGs
- 139 Gary Anderson (1985), 40 PATs, 33 FGs
- 124 Jeff Reed (2004), 40 PATs, 38 FGs**
- 124 Kris Brown (2001), 34 PATs, 30 FGs
- 123 Roy Gerela (1973), 36 PATs, 29 FGs
- 122 Jeff Reed (2009), 41 PATs, 27 FGs**
- 119 Gary Anderson (1983), 38 PATs, 27 FGs
- Roy Gerela (1972), 35 PATs, 28 FGs
- 118 Gary Anderson (1988), 34 PATs, 28 FGs
- 117 Jeff Reed (2008), 36 PATs, 27 FGs**
- Jeff Reed (2005), 45 PATs, 24 FGs**
- Gary Anderson (1984), 45 PATs, 24 FGs

GAME:

- 24 Roy Jefferson (11/3/68 at Atlanta), 4 TDs
- Ray Mathews (10/17/54 vs. Cleveland), 4 TDs

MOST TOUCHDOWNS

CAREER:

- 100 Franco Harris (1972-83)
- 80 Jerome Bettis (1996-05)
- 79 Hines Ward (1998-09)**
- 64 John Stallworth (1974-87)
- 53 Lynn Swann (1974-82)
- 46 Louis Lipps (1984-91)
- 43 Ray Mathews (1951-59)
- 42 Kordell Stewart (1995-02)
- Buddy Dial (1959-63)
- 37 Elbie Nickel (1947-57)

SEASON:

- 16 Willie Parker (2006)
- 15 Louis Lipps (1985)
- 14 Franco Harris (1976)
- 13 Jerome Bettis (2004)
- 12 Hines Ward (2002)**
- Franco Harris (1979)
- Roy Jefferson (1968)
- Buddy Dial (1961)

GAME:

- 4 Roy Jefferson (11/3/68 at Atlanta)
- Ray Mathews (10/17/54 vs. Cleveland)
- 3 Melde Moore (10/19/08 at Cincinnati)**
- Willie Parker (9/7/08 vs. Houston)
- Hines Ward (10/22/06 at Atlanta)**
- Jerome Bettis (1/1/06 vs. Detroit)
- Jerome Bettis (9/12/04 vs. Oakland)
- Richard Huntley (9/12/99 at Cleveland)
- Charles Johnson (11/1/98 vs. Tennessee)
- Yancey Thigpen (12/7/97 vs. Denver)
- Jerome Bettis (11/30/97 at Arizona) [OT]
- Bam Morris (11/19/95 at Cincinnati)
- Eric Pegram (11/5/95 at Chicago)
- Barry Foster (9/27/93 at Atlanta)
- Merrill Hoge (10/29/90 vs. L.A. Rams)
- Eric Green (10/14/90 at Denver)
- Merrill Hoge (11/26/89 at Miami)
- Walter Abercrombie (12/13/86 at N.Y. Jets)
- Weegie Thompson (11/2/86 vs. Green Bay)
- Louis Lipps (9/8/85 vs. Indianapolis)
- John Stallworth (11/25/84 vs. San Diego)
- John Stallworth (11/4/84 vs. Houston)
- Jim Smith (9/28/80 vs. Chicago)
- Rocky Bleier (12/5/76 vs. Tampa Bay)
- Steve Davis (9/22/74 at Denver)
- Franco Harris (10/29/72 at Buffalo)
- Earl Gros (12/21/69 vs. New Orleans)
- John Henry Johnson (10/10/64 at Cleveland)

MOST FIELD GOALS

CAREER:

- 309 Gary Anderson (1982-94)
- 189 Jeff Reed (2002-09)**
- 146 Roy Gerela (1971-78)
- 105 Norm Johnson (1995-98)
- 80 Kris Brown (1999-01)

SEASON:

- 34 Norm Johnson (1995)
- 33 Gary Anderson (1985)
- 30 Kris Brown (2001)
- 29 Roy Gerela (1973)
- 28 Jeff Reed (2004)**
- Gary Anderson (1993)
- Gary Anderson (1992)
- Gary Anderson (1988)
- Roy Gerela (1972)



Steelers All-Time Individual Leaders

GAME:

- 6 Jeff Reed (12/1/02 vs. Jacksonville)
Gary Anderson (12/23/88 vs. Denver)

MOST FIELD GOAL ATTEMPTS

CAREER:

- 395 Gary Anderson (1982-94)
227 Jeff Reed (2002-09)
227 Roy Gerela (1971-78)
127 Norm Johnson (1995-98)
109 Lou Michaels (1961-63)

SEASON:

- 44 Kris Brown (2001)
43 Roy Gerela (1973)
42 Gary Anderson (1985)
41 Norm Johnson (1995)
Roy Gerela (1972)
Lou Michaels (1963)

GAME:

- 8 Lou Michaels (12/2/62 at St. Louis)

LONGEST FIELD GOALS

- 55 Kris Brown (10/14/01 at Kansas City)
Gary Anderson (11/25/84 vs. San Diego)
54 Gary Anderson (12/8/91 at Houston)
53 Jeff Reed (9/21/08 at Philadelphia)
Gary Anderson (10/21/84 at Indianapolis)
52 Kris Brown (11/12/00 vs. Philadelphia)
Norm Johnson (11/9/97 at Baltimore)
Gary Anderson (11/13/88 vs. Philadelphia)
Gary Anderson (11/22/87 at Cincinnati)
Gary Anderson (11/17/85 at Houston)
51 Jeff Reed (9/14/03 at Kansas City)
Kris Brown (10/25/99 vs. Atlanta)
50 Jeff Reed (12/3/06 vs. Tampa Bay)
Jeff Reed (12/1/02 at Jacksonville)
Norm Johnson (11/19/95 at Cincinnati)
Gary Anderson (11/6/94 at Houston)
Gary Anderson (9/13/87 vs. San Francisco)
Lou Michaels (9/15/63 at Philadelphia)

HIGHEST FIELD GOAL PERCENTAGE

CAREER:

- 83.3 Jeff Reed (2002-09) (189-227)
82.7 Norm Johnson (1995-98) (105-127)
78.2 Gary Anderson (1982-94) (309-395)
77.7 Kris Brown (1999-01) (81-104)
64.3 Roy Gerela (1971-78) (146-227)

SEASON:

- 93.3 Gary Anderson (1993) (28-30)
92.0 Jeff Reed (2007) (23-25)
89.5 Jeff Reed (2002) (17-19)
88.0 Norm Johnson (1997) (22-25)
87.1 Jeff Reed (2009) (27-31)
87.1 Jeff Reed (2008) (27-31)
87.0 Gary Anderson (1983) (27-31)
86.2 Kris Brown (1999) (25-29)
84.8 Jeff Reed (2004) (28-33)
83.3 Kris Brown (2000) (25-30)
Gary Anderson (1982) (10-12)

MOST CONSECUTIVE FIELD GOALS MADE

- 22 Jeff Reed (2004-05)
19 Gary Anderson (1994)
18 Jeff Reed (2007-08)

MOST EXTRA POINTS

CAREER:

- 416 Gary Anderson (1982-94)
293 Roy Gerela (1971-78)
288 Jeff Reed (2002-09)
116 Mike Clark (1964-67)

SEASON:

- 50 Matt Bahr (1979)
45 Jeff Reed (2005)
Gary Anderson (1984)
44 Jeff Reed (2007)
Roy Gerela (1975, 1978)
41 Jeff Reed (2009)
Jeff Reed (2006)
Norm Johnson (1997)
Gary Anderson (1985)
Roy Gerela (1976)

GAME:

- 8 Gary Kerkorian (11/30/52 vs. N.Y. Giants)

MOST EXTRA POINT ATTEMPTS

CAREER:

- 420 Gary Anderson (1982-94)
306 Roy Gerela (1971-78)

SEASON:

- 52 Matt Bahr (1979)

GAME:

- 8 Gary Kerkorian (11/30/52 vs. N.Y. Giants)

MOST CONSECUTIVE EXTRA POINTS MADE

CAREER:

- 202 Gary Anderson (began 9/11/83 at Green Bay to 12/4/88 at Houston)
189 Jeff Reed (began 12/28/03 at Baltimore to 11/3/08 at Washington)
137 Norm Johnson (began 9/3/95 vs. Detroit to 12/20/98 vs. Cincinnati)

Steelers All-Time Rushing

MOST YARDS RUSHING

CAREER:

- | | |
|------------------------------------|--------|
| 1. Franco Harris (1972-83) | 11,950 |
| 2. Jerome Bettis (1996-05) | 10,571 |
| 3. Willie Parker (2004-09) | 5,378 |
| 4. John Henry Johnson (1960-65) | 4,383 |
| 5. Frank Pollard (1980-88) | 3,989 |
| 6. Dick Hoak (1961-70) | 3,965 |
| 7. Barry Foster (1990-94) | 3,943 |
| 8. Rocky Bleier (1968, 1970-80) | 3,865 |
| 9. Walter Abercrombie (1982-87) | 3,343 |
| 10. Fran Rogel (1950-57) | 3,271 |
| 11. Merrill Hoge (1987-93) | 3,115 |
| 12. John "Frenchy" Fuqua (1970-76) | 2,942 |
| 13. Tom Tracy (1958-63) | 2,712 |
| 14. Kordell Stewart (1995-02) | 2,561 |
| 15. Terry Bradshaw (1970-83) | 2,255 |

SEASON:

- | | |
|--------------------------|-------|
| 1. Barry Foster (1992) | 1,690 |
| 2. Jerome Bettis (1997) | 1,665 |
| 3. Willie Parker (2006) | 1,494 |
| 4. Jerome Bettis (1996) | 1,431 |
| 5. Jerome Bettis (2000) | 1,341 |
| 6. Willie Parker (2007) | 1,316 |
| 7. Franco Harris (1975) | 1,246 |
| 8. Willie Parker (2005) | 1,202 |
| 9. Franco Harris (1979) | 1,186 |
| 10. Jerome Bettis (1998) | 1,185 |

GAME:

- | | |
|---|-----|
| 1. Willie Parker (12/7/06 vs. Cleveland) | 223 |
| 2. John Fuqua (12/20/70 at Philadelphia) | 218 |
| 3. Willie Parker (11/12/06 vs. New Orleans) | 213 |
| 4. John Henry Johnson (10/10/64 at Cleveland) | 200 |

Steelers All-Time Individual Leaders

MOST YARDS RUSHING *Continued*

GAME: *Continued*

5. Barry Foster (9/13/92 vs. New York Jets)	190
6. John Henry Johnson (12/11/60 vs. Philadelphia)	182
7. Franco Harris (11/20/77 vs. Dallas)	179
Barry Foster (9/18/94 vs. Indianapolis)	179
9. Barry Foster (11/22/92 vs. Indianapolis)	168
10. Dick Hoak (10/20/69 vs. New Orleans)	166

MOST 100-YARD RUSHING GAMES

CAREER:

1. Jerome Bettis (1996-05)	50
2. Franco Harris (1972-83)	47
3. Willie Parker (2004-09)	25
4. Barry Foster (1990-94)	20
5. John Henry Johnson (1960-65)	15

SEASON:

1. Barry Foster (1992)	12
2. Jerome Bettis (1997)	10
Jerome Bettis (1996)	10
4. Willie Parker (2007)	8
5. Willie Parker (2006)	7
Jerome Bettis (2000)	7
Franco Harris (1972)	7

MOST RUSHING ATTEMPTS

CAREER:

1. Franco Harris (1972-83)	2,881
2. Jerome Bettis (1996-05)	2,683
3. Willie Parker (2004-09)	1,253
4. Dick Hoak (1961-70)	1,132
5. John Henry Johnson (1960-65)	1,025
6. Frank Pollard (1980-88)	953
7. Rocky Bleier (1968, 1970-80)	928
8. Barry Foster (1990-94)	915
9. Fran Rogel (1950-57)	900
10. Walter Abercrombie (1982-87)	842

SEASON:

1. Barry Foster (1992)	390
2. Jerome Bettis (1997)	375
3. Jerome Bettis (2000)	355
4. Willie Parker (2006)	337
5. Willie Parker (2007)	321
6. Jerome Bettis (1996)	320
7. Jerome Bettis (1998)	316
8. Franco Harris (1978)	310
9. Franco Harris (1977)	300
10. Jerome Bettis (1999)	299

GAME:

1. Franco Harris (10/17/76 vs. Cincinnati)	41
2. Willie Parker (12/31/06 at Cincinnati)	37
Amos Zereoue (11/10/02 vs. Atlanta)	37
4. Jerome Bettis (12/18/04 at New York Giants)	36
Jerome Bettis (11/30/97 at Arizona)	36
6. Rocky Bleier (10/26/75 at Green Bay)	35
7. Jerome Bettis (11/9/98 vs. Green Bay)	34
Jerome Bettis (10/19/97 at Cincinnati)	34
9. Jerome Bettis (11/7/04 vs. Philadelphia)	33
Jerome Bettis (10/22/00 vs. Cleveland)	33
Jerome Bettis (12/26/99 vs. Carolina)	33
Jerome Bettis (10/26/98 at Kansas City)	33
Barry Foster (12/6/92 vs. Seattle)	33
Barry Foster (9/13/92 vs. New York Jets)	33

MOST RUSHING TOUCHDOWNS

CAREER:

1. Franco Harris (1972-83)	91
2. Jerome Bettis (1996-05)	78
3. Kordell Stewart (1995-02)	37
4. Terry Bradshaw (1970-83)	32
5. John Henry Johnson (1960-65)	26
Barry Foster (1990-94)	26
7. Dick Hoak (1961-70)	25
8. Willie Parker (2004-09)	24
9. Rocky Bleier (1968, 1970-80)	23
10. Walter Abercrombie (1982-87)	22

SEASON:

1. Franco Harris (1976)	14
2. Willie Parker (2006)	13
Jerome Bettis (2004)	13
4. Kordell Stewart (1997)	11
Jerome Bettis (1996)	11
Barry Foster (1992)	11
Franco Harris (1979)	11
Franco Harris (1977)	11
9. Franco Harris (1975)	10
Franco Harris (1972)	10

GAME:

1. Willie Parker (9/7/08 vs. Houston)	3
Jerome Bettis (1/1/06 vs. Detroit)	3
Jerome Bettis (9/12/04 vs. Oakland)	3
Jerome Bettis (11/30/97 at Arizona)	3
Bam Morris (11/19/95 at Cincinnati)	3
Barry Foster (9/27/93 at Atlanta)	3
Merrill Hoge (11/26/89 at Miami)	3
Rocky Bleier (12/5/76 at Tampa Bay)	3
Earl Gros (12/21/69 at New Orleans)	3
John Henry Johnson (10/10/64 at Cleveland)	3

HIGHEST RUSHING AVERAGE

CAREER: (MINIMUM 1,500 YARDS)

1. Kordell Stewart (1995-02)	5.23
2. Terry Bradshaw (1970-83)	5.05
3. Bill Dudley (1942, 1945-46)	4.39
4. Barry Foster (1990-94)	4.31
5. Willie Parker (2004-09)	4.29
6. John Henry Johnson (1960-65)	4.28
7. Sidney Thornton (1977-82)	4.25
8. Frenchy Fuqua (1970-76)	4.21
9. Frank Pollard (1980-88)	4.18
10. Rocky Bleier (1968, 1970-80)	4.16

SEASON:

1. Kordell Stewart (2001)	5.8
2. Franco Harris (1972)	5.6
3. Sidney Thornton (1979)	5.0
Frenchy Fuqua (1970)	5.0
5. Dick Hoak (1968)	4.9
6. Franco Harris (1975)	4.8
Franco Harris (1974)	4.8
8. Najeh Davenport (2007)	4.7
Willie Parker (2005)	4.7
Rocky Bleier (1976)	4.7



Steelers All-Time Individual Leaders

FOOTBALL STAFF

2010 PLAYERS

2009 IN REVIEW

STEELERS HISTORY

RECORDS

449

Steelers All-Time Yards from Scrimmage

TOTAL YARDS FROM SCRIMMAGE

CAREER:

1. Franco Harris (1972-83)	14,234
2. Hines Ward (1998-09)	11,377
3. Jerome Bettis (1996-05)	11,377
4. John Stallworth (1974-87)	8,834
5. Louis Lipps (1984-91)	6,406
6. Willie Parker (2004-09)	6,075
7. Lynn Swann (1974-82)	5,534
8. Dick Hoak (1961-70)	5,417
9. John Henry Johnson (1960-65)	5,197
10. Merrill Hoge (1987-93)	5,169

SEASON:

1. Barry Foster (1992)	2,034
2. Jerome Bettis (1997)	1,775
3. Willie Parker (2006)	1,716
4. Jerome Bettis (1996)	1,553
5. Willie Parker (2007)	1,480
6. Franco Harris (1979)	1,477
7. Hines Ward (2002)	1,471
8. Franco Harris (1975)	1,460
9. Jerome Bettis (2000)	1,438
10. Willie Parker (2005)	1,420

Steelers All-Time Passing

MOST YARDS PASSING

CAREER:

1. Terry Bradshaw (1970-83)	27,989
2. Ben Roethlisberger (2004-09)	19,302
3. Kordell Stewart (1995-02)	13,328
4. Neil O'Donnell (1990-95)	12,867
5. Bobby Brister (1986-92)	10,104
6. Bobby Layne (1958-62)	8,983
7. Jim Finks (1949-55)	8,854
8. Mark Malone (1980-87)	8,582
9. Tommy Maddox (2001-05)	7,139
10. Mike Tomczak (1993-99)	6,649

SEASON:

1. Ben Roethlisberger (2009)	4,328
2. Terry Bradshaw (1979)	3,724
3. Ben Roethlisberger (2006)	3,513
4. Tommy Maddox (2003)	3,414
5. Terry Bradshaw (1980)	3,339
6. Ben Roethlisberger (2008)	3,301
7. Neil O'Donnell (1993)	3,208
8. Ben Roethlisberger (2007)	3,154
9. Kordell Stewart (2001)	3,109
10. Kordell Stewart (1997)	3,020

GAME:

1. Ben Roethlisberger (12/20/09 vs. Green Bay)	503
2. Tommy Maddox (11/10/02 vs. Atlanta)	473
3. Ben Roethlisberger (11/5/06 vs. Denver)	433
4. Ben Roethlisberger (10/18/09 vs. Cleveland)	417
5. Bobby Layne (12/13/58 vs. Chicago Cards)	409
6. Ben Roethlisberger (11/22/09 vs. Kansas City)	398
7. Ben Roethlisberger (12/4/05 vs. Cincinnati)	386
8. Neil O'Donnell (11/19/95 at Cincinnati)	377
9. Mark Malone (9/30/85 vs. Cincinnati)	374
10. Terry Bradshaw (11/25/79 vs. Cleveland)	364

MOST 300-YARD PASSING GAMES

CAREER:

1. Ben Roethlisberger (2004-09)	12
2. Tommy Maddox (2001-05)	6

3. Neil O'Donnell (1990-95)	5
4. Terry Bradshaw (1970-83)	4
5. Mike Tomczak (1993-99)	3
Kordell Stewart (1995-02)	3
Bobby Brister (1986-92)	3
Jim Finks (1949-55)	3
Mark Malone (1980-87)	2

SEASON:

1. Ben Roethlisberger (2009)	5
2. Tommy Maddox (2003)	4
Neil O'Donnell (1995)	4
4. Ben Roethlisberger (2008)	3
Terry Bradshaw (1979)	3
6. Ben Roethlisberger (2006)	2
Tommy Maddox (2002)	2
Kordell Stewart (1997)	2
Bobby Brister (1988)	2

MOST PASSING ATTEMPTS

CAREER:

1. Terry Bradshaw (1970-83)	3,901
2. Ben Roethlisberger (2004-09)	2,411
3. Kordell Stewart (1995-02)	2,107
4. Neil O'Donnell (1990-95)	1,871
5. Bobby Brister (1986-92)	1,477
6. Jim Finks (1949-55)	1,382
7. Mark Malone (1980-87)	1,374
8. Bobby Layne (1958-62)	1,156
9. Tommy Maddox (2001-05)	1,036
10. Mike Tomczak (1993-99)	973

SEASON:

1. Tommy Maddox (2003)	519
2. Ben Roethlisberger (2009)	506
3. Neil O'Donnell (1993)	486
4. Terry Bradshaw (1979)	472
5. Ben Roethlisberger (2008)	469
6. Ben Roethlisberger (2006)	469
7. Kordell Stewart (1998)	458
8. Kordell Stewart (2001)	442
9. Kordell Stewart (1997)	440
10. Mark Malone (1986)	425

GAME:

1. Tommy Maddox (12/8/02 vs. Houston)	57
2. Neil O'Donnell (12/24/95 at Green Bay)	55
3. Ben Roethlisberger (11/5/06 vs. Denver)	54
4. Neil O'Donnell (10/19/95 vs. Cincinnati)	52
5. Joe Gilliam (9/22/74 at Denver)	50
6. Bobby Layne (12/13/58 vs. Chicago Cards)	49
Jim Finks (11/5/55 at Chicago Cards)	49
8. Kordell Stewart (12/13/97 at New England)	48
Mark Malone (9/15/86 vs. Denver)	48
10. Tommy Maddox (9/14/03 at Kansas City)	47
Tommy Maddox (9/28/03 vs. Tennessee)	47

MOST PASSES COMPLETED

CAREER:

1. Terry Bradshaw (1970-83)	2,025
2. Ben Roethlisberger (2004-09)	1,526
3. Kordell Stewart (1995-02)	1,190
4. Neil O'Donnell (1990-95)	1,069
5. Bobby Brister (1986-92)	776
6. Mark Malone (1980-87)	690
7. Jim Finks (1949-55)	661
8. Tommy Maddox (2001-05)	603
9. Bobby Layne (1958-62)	569
10. Mike Tomczak (1993-99)	546

Steelers All-Time Individual Leaders

MOST PASSES COMPLETED (Continued)

SEASON:

1. Ben Roethlisberger (2009)	337
2. Tommy Maddox (2003)	298
3. Ben Roethlisberger (2008)	281
4. Ben Roethlisberger (2006)	280
5. Neil O'Donnell (1993)	270
6. Kordell Stewart (2001)	266
7. Ben Roethlisberger (2007)	264
8. Terry Bradshaw (1979)	259
9. Kordell Stewart (1998)	252
10. Neil O'Donnell (1995)	246

GAME:

1. Ben Roethlisberger (11/5/06 vs. Denver)	38
2. Neil O'Donnell (11/5/95 at Chicago)	34
3. Ben Roethlisberger (9/10/09 vs. Tennessee)	33
Neil O'Donnell (12/24/95 at Green Bay)	33
5. Tommy Maddox (9/28/03 vs. Tennessee)	31
Joe Gilliam (9/22/74 at Denver)	31
7. Tommy Maddox (12/8/02 vs. Houston)	30
Terry Bradshaw (11/25/79 vs. Cleveland)	30
Neil O'Donnell (10/19/95 vs. Cincinnati)	30
10. Ben Roethlisberger (12/20/09 vs. Green Bay)	29
Terry Bradshaw (9/19/82 vs. Cincinnati)	29

MOST CONSECUTIVE PASSES COMPLETED

1. Ben Roethlisberger (11/26/07 vs. Miami)	15
Bubby Brister (10/1/89 at Detroit)	15
3. Ben Roethlisberger (10/11/09 at Detroit)	13
Bill Nelson (12/18/66 at Atlanta [1]; 9/17/67 vs. Chicago [2])	13
5. Tommy Maddox (10/27/02 at Baltimore)	11
Bubby Brister (12/27/92 vs. Cleveland)	11
Neil O'Donnell (10/11/92 at Cleveland)	11
Mark Malone (11/25/84 vs. San Diego)	11

HIGHEST COMPLETION PERCENTAGE

CAREER: (Minimum 500 Attempts)

1. Ben Roethlisberger (1,526-2,411, 2004-09)	63.3%
2. Tommy Maddox (603-1,036, 2001-05)	58.2%
3. Neil O'Donnell (2,025-3,901, 1990-95)	57.1%
4. Kordell Stewart (1,190-2,107, 1995-02)	56.4%
5. Mike Tomczak (546-973, 1993-99)	56.1%
6. Bubby Brister (776-1,477, 1986-92)	52.5%
7. Terry Bradshaw (2,025-3,901, 1970-83)	51.9%
8. Mark Malone (690-1,374, 1980-87)	50.2%
9. Bobby Layne (569-1,156, 1958-62)	49.2%
10. Jim Finks (661-1,382, 1949-55)	47.8%
Dick Shiner (245-513, 1968-69)	47.8%

SEASON: (Minimum 250 Attempts)

1. Ben Roethlisberger (337-506, 2009)	66.6%
2. Ben Roethlisberger (196-295, 2004)	66.4%
3. Ben Roethlisberger (264-404, 2007)	65.3%
4. Ben Roethlisberger (168-268, 2005)	62.7%
5. Tommy Maddox (234-377, 2002)	62.1%
6. Kordell Stewart (266-442, 2001)	60.2%
7. Ben Roethlisberger (281-469, 2008)	59.9%
8. Ben Roethlisberger (280-469, 2006)	59.7%
9. Neil O'Donnell (185-313, 1992)	59.1%
Neil O'Donnell (246-416, 1995)	59.1%

GAME: (Minimum 20 Attempts)

1. Ben Roethlisberger (18-21, 11/26/07 vs. Miami)	85.7%
Kordell Stewart (22-26, 11/24/02 vs. Cincinnati)	84.6%
3. Ben Roethlisberger (16-19, 10/15/06 vs. Kansas City)	84.2%
4. Ben Roethlisberger (21-25, 10/ 17/04 at Dallas)	84.0%
Neil O'Donnell (21-25, 9/19/93 vs. Cincinnati)	84.0%

6. Ben Roethlisberger (14-17, 12/5/04 at Jacksonville)	82.5%
7. Mark Malone (18-22, 11/25/84 vs. San Diego)	81.8%
8. Mike Tomczak (22-27, 10/27/96 at Atlanta)	81.5%
9. Ben Roethlisberger (26-33, 10/4/09 vs. San Diego)	78.8%
10. Kordell Stewart (22-28, 11/15/98 at Tennessee)	78.6%

MOST TOUCHDOWN PASSES

CAREER:

1. Terry Bradshaw (1970-83)	212
2. Ben Roethlisberger (2004-09)	127
3. Kordell Stewart (1995-02)	70
4. Neil O'Donnell (1990-95)	68
5. Bobby Layne (1958-62)	67
6. Jim Finks (1949-55)	55
7. Mark Malone (1980-87)	54
8. Bubby Brister (1986-92)	51
9. Tommy Maddox (2001-05)	42
10. Mike Tomczak (1993-98)	37

SEASON:

1. Ben Roethlisberger (2007)	32
2. Terry Bradshaw (1978)	28
3. Ben Roethlisberger (2009)	26
Terry Bradshaw (1979)	26
5. Terry Bradshaw (1980)	24
6. Terry Bradshaw (1981)	22
7. Kordell Stewart (1997)	21
Ed Brown (1963)	21
9. Tommy Maddox (2002)	20
Bubby Brister (1990)	20
Bobby Layne (1959)	20
Jim Finks (1952)	20

GAME:

1. Ben Roethlisberger (11/5/07 vs. Baltimore)	5
Mark Malone (9/8/85 vs. Indianapolis)	5
Terry Bradshaw (11/15/81 at Atlanta)	5
4. Ben Roethlisberger (10/21/07 at Denver)	4
Ben Roethlisberger (9/9/07 at Cleveland)	4
Tommy Maddox (11/10/02 vs. Atlanta)	4
Bubby Brister (12/23/90 vs. Cleveland)	4
Bubby Brister (10/29/90 vs. L.A. Rams)	4
Bubby Brister (10/14/90 at Denver)	4
Mark Malone (11/25/84 vs. San Diego)	4
Terry Bradshaw (9/28/80 vs. Chicago)	4
Terry Bradshaw (11/4/79 vs. Washington)	4
Dick Shiner (11/24/68 vs. San Francisco)	4
Ed Brown (10/27/63 vs. Dallas)	4
Jim Finks (10/17/54 vs. Cleveland)	4
Jim Finks (11/30/52 vs. N.Y. Giants)	4
Jim Finks (11/16/52 at Cleveland)	4

MOST PASSES HAD INTERCEPTED

CAREER:

1. Terry Bradshaw (1970-83)	210
2. Jim Finks (1949-55)	88
3. Ben Roethlisberger (2004-09)	81
4. Bobby Layne (1958-62)	81
5. Kordell Stewart (1995-02)	72

SEASON:

1. Jim Finks (1955)	26
2. Terry Bradshaw (1979)	25
3. Terry Bradshaw (1970)	24
4. Ben Roethlisberger (2006)	23
5. Terry Bradshaw (1971)	22
Terry Bradshaw (1980)	22



Steelers All-Time Individual Leaders

GAME:

1. Tommy Wade (12/12/65 vs. Philadelphia)	7
2. Mark Malone (9/20/87 at Cleveland)	5
Terry Bradshaw (11/18/79 at San Diego)	5
Terry Bradshaw (10/30/77 at Baltimore)	5
John Gildea (12/1/35 at Boston)	5
6. Ben Roethlisberger (10/26/08 vs. New York Giants)	4
Ben Roethlisberger (10/29/06 at Oakland)	4
Mike Tomczak (12/18/99 at Kansas City)	4
Neil O'Donnell (9/25/94 at Seattle)	4
Kordell Stewart (12/30/01 at Cincinnati)	4

HIGHEST PASSER RATING (among qualifiers)

CAREER:

1. Ben Roethlisberger (2004-09)	91.7
2. Neil O'Donnell (1990-95)	81.6
3. Tommy Maddox (2001-05)	76.7
4. Kordell Stewart (1995-02)	72.3
5. Mike Tomczak (1993-99)	72.0
6. Terry Bradshaw (1970-83)	71.1
7. Bobby Layne (1958-62)	70.7
8. Bubby Brister (1986-92)	69.8
9. Bill Nelsen (1963-67)	67.0

SEASON:

1. Ben Roethlisberger (2007)	104.1
2. Ben Roethlisberger (2009)	100.5
3. Ben Roethlisberger (2005)	98.6
4. Ben Roethlisberger (2004)	98.1
5. Terry Bradshaw (1975)	87.8
6. Neil O'Donnell (1995)	87.7
7. Tommy Maddox (2002)	85.2
8. Terry Bradshaw (1978)	84.8
9. Terry Bradshaw (1981)	84.0
10. Neil O'Donnell (1992)	83.6

Steelers All-Time Receiving

MOST RECEPTIONS

CAREER:

1. Hines Ward (1998-09)	895
2. John Stallworth (1974-87)	537
3. Louis Lipps (1984-91)	358
4. Lynn Swann (1974-82)	336
5. Elbie Nickel (1947-57)	329
6. Franco Harris (1972-83)	306
7. Plaxico Burress (2000-04)	261
8. Charles Johnson (1994-98)	250
9. Heath Miller (2005-09)	244
10. Merril Hoge (1987-93)	241

SEASON:

1. Hines Ward (2002)	112
2. Hines Ward (2009)	95
Hines Ward (2003)	95
4. Hines Ward (2001)	94
5. Yancey Thigpen (1995)	85
6. Hines Ward (2008)	81
7. Hines Ward (2004)	80
John Stallworth (1984)	80
9. Antonio Holmes (2009)	79
Yancey Thigpen (1997)	79

GAME:

1. Courtney Hawkins (11/1/98 vs. Tennessee)	14
2. Hines Ward (11/30/03 vs. Cincinnati)	13
3. J.R. Wilburn (10/22/67 vs. Dallas)	12

4. Hines Ward (11/16/08 vs. San Diego)	11
Hines Ward (12/2/07 vs. Cincinnati)	11
Hines Ward (11/10/02 vs. Atlanta)	11
Yancey Thigpen (10/26/97 vs. Jacksonville)	11
John Stallworth (9/30/85 vs. Cincinnati)	11
Roy Jefferson (11/3/68 at Atlanta)	11
10. Hines Ward (11/22/09 at Kansas City)	10
Hines Ward (12/9/01 vs. New York Jets)	10
Yancey Thigpen (9/24/95 vs. Minnesota)	10
Yancey Thigpen (11/5/95 at Chicago)	10
Andre Hastings (9/18/95 at Miami)	10
Dick Compton (10/7/67 at Cleveland)	10
Elbie Nickel (12/14/52 at Los Angeles)	10
Val Jansante (10/30/49 vs. Philadelphia)	10

MOST YARDS RECEIVING

CAREER:

1. Hines Ward (1998-09)	10,947
2. John Stallworth (1974-87)	8,723
3. Louis Lipps (1984-91)	6,016
4. Lynn Swann (1974-82)	5,462
5. Elbie Nickel (1947-57)	5,133
6. Buddy Dial (1959-63)	4,723
7. Plaxico Burress (2000-04)	4,164
8. Ray Mathews (1951-59)	3,919
9. Antonio Holmes (2006-09)	3,835
10. Roy Jefferson (1965-69)	3,671

SEASON:

1. Yancey Thigpen (1997)	1,398
2. John Stallworth (1984)	1,395
3. Hines Ward (2002)	1,329
4. Plaxico Burress (2002)	1,325
5. Yancey Thigpen (1995)	1,307
6. Buddy Dial (1963)	1,295
7. Antonio Holmes (2009)	1,248
8. John Stallworth (1979)	1,183
9. Hines Ward (2003)	1,163
10. Louis Lipps (1985)	1,134

GAME:

1. Plaxico Burress (11/10/02 vs. Atlanta)	253
2. Buddy Dial (10/22/61 vs. Cleveland)	235
3. Jimmy Orr (12/13/58 vs. Chicago Cardinals)	205
4. Elbie Nickel (12/14/52 at Los Angeles Rams)	202
5. Roy Jefferson (11/3/68 at Atlanta)	199
6. Yancey Thigpen (10/26/97 vs. Jacksonville)	196
7. Jeff Graham (12/19/93 vs. Houston)	192
Lynn Swann (12/2/79 vs. Cincinnati)	192
Elbie Nickel (12/4/48 at Chicago)	192
10. Louis Lipps (9/2/84 vs. Kansas City)	183

MOST 100-YARD RECEIVING GAMES

CAREER:

1. Hines Ward (1998-09)	25
2. John Stallworth (1974-87)	25
3. Louis Lipps (1984-91)	16
4. Plaxico Burress (2000-04)	11
5. Lynn Swann (1974-82)	10
Yancey Thigpen (1992-97)	10

SEASON:

1. John Stallworth (1984)	7
2. Yancey Thigpen (1997)	6
3. Hines Ward (2009)	5
Louis Lipps (1989)	5
5. Hines Ward (2008)	4

Steelers All-Time Individual Leaders

MOST 100-YARD RECEIVING GAMES (Continued)

SEASON:

Hines Ward (2005)	4
Hines Ward (2002)	4
Plaxico Burress (2002)	4
Charles Johnson (1996)	4
Yancey Thigpen (1995)	4
Louis Lipps (1985)	4
John Stallworth (1981)	4
Theo Bell (1980)	4

MOST TOUCHDOWNS RECEIVING

CAREER:

1. Hines Ward (1998-09)	72
2. John Stallworth (1974-87)	63
3. Lynn Swann (1974-82)	51
4. Buddy Dial (1959-63)	42
5. Louis Lipps (1984-91)	39
6. Elbie Nickel (1947-57)	37
7. Ray Mathews (1951-59)	34
8. Roy Jefferson (1965-69)	29
9. Heath Miller (2005-09)	27
10. Eric Green (1990-94)	24
Jim Smith (1977-82)	24
Ron Shanklin (1970-75)	24

SEASON:

1. Hines Ward (2002)	12
Louis Lipps (1985)	12
Buddy Dial (1961)	12
4. Hines Ward (2005)	11
John Stallworth (1984)	11
Lynn Swann (1978, 1975)	11
Roy Jefferson (1968)	11
8. Hines Ward (2003)	10
Ron Shanklin (1973)	10
10. Louis Lipps (1984)	9
Jim Smith (1980)	9
John Stallworth (1978)	9
Roy Jefferson (1969)	9

GAME:

1. Roy Jefferson (11/3/68 at Atlanta)	4
2. Hines Ward (10/22/06 at Atlanta)	3
Charles Johnson (11/1/98 vs. Tennessee)	3
Yancey Thigpen (12/7/97 vs. Denver)	3
Eric Green (10/14/90 at Denver)	3
Weegie Thompson (11/2/86 vs. Green Bay)	3
Louis Lipps (9/8/85 vs. Indianapolis)	3
John Stallworth (11/4/84 vs. Houston)	3
John Stallworth (11/25/84 vs. San Diego)	3
Jim Smith (9/28/80 vs. Chicago)	3
Ray Mathews (10/17/54 vs. Cleveland)	3

MOST CONSECUTIVE GAMES CAUGHT PASS

1. Hines Ward (began 11/9/98 vs. Green Bay to present)	178
2. John Stallworth (began 10/15/72 vs. Houston to 12/12/82 vs. Buffalo)	143

Steelers All-Time Punting

MOST PUNTS

CAREER:

1. Bobby Walden (1968-77)	716
2. Josh Miller (1996-03)	574
3. Craig Colquitt (1978-81, 1983-84)	429
4. Harry Newsome (1985-89)	375
5. Mark Royals (1992-94)	259

SEASON:

1. Mark Royals (1994)	97
2. Josh Miller (2000)	90
3. Mark Royals (1993)	89
4. Harry Newsome (1986)	86
5. Josh Miller (1999)	84
Josh Miller (2003)	84
Craig Colquitt (1981)	84
8. Harry Newsome (1989)	82
9. Josh Miller (1998)	81
10. Craig Colquitt (1983)	80
Pat Brady (1953)	80

GAME:

1. Josh Miller (10/15/00 vs. Cincinnati)	12
2. Mark Royals (12/5/93 vs. New England)	11
Mark Royals (11/6/94 at Houston)	11
4. Harry Newsome (11/9/86 at Buffalo)	10
Harry Newsome (9/16/85 at Cleveland)	10
Bobby Walden (12/7/69 vs. Dallas)	10

HIGHEST PUNTING AVERAGE

CAREER:

1. Bobby Joe Green (1960-61)	45.7
2. Pat Brady (1952-54)	44.5
3. Daniel Sepulveda (2007-09)	42.5
4. Josh Miller (1996-03)	42.4
5. Chris Gardocki (2004-06)	42.1

SEASON:

1. Bobby Joe Green (1961)	47.0
2. Pat Brady (1953)	46.9
3. Josh Miller (1999)	45.2
4. Bobby Walden (1970)	44.2
5. Bobby Walden (1971)	43.9

LONGEST PUNT

1. Joe Geri (11/20/49 at Green Bay)	82
2. Josh Miller (12/2/99 at Jacksonville)	75
Bobby Joe Green (1960)	75
4. Craig Colquitt (12/7/81 at Oakland)	74
Bob Cifers (1947)	74

Steelers All-Time Punt Returns

MOST PUNT RETURNS

CAREER:

1. Rod Woodson (1987-96)	256
2. Antwaan Randle El (2002-05)	167
3. Theo Bell (1976, 1978-80)	139
4. Louis Lipps (1984-91)	107
5. Glen Edwards (1971-77)	99
6. Jim Smith (1977-82)	98
7. Andre Hastings (1993-96)	87
8. Hank Poteat (2000-02)	76
9. Rick Woods (1982-86)	70
10. Lynn Chandrois (1950-56)	66

SEASON

1. Louis Lipps (1984)	53
2. Andre Hastings (1995)	48
3. Antwaan Randle El (2003)	45
Theo Bell (1979)	45
5. Antwaan Randle El (2005)	44
6. Paul Skansi (1983)	43
7. Antwaan Randle El (2004)	41
Rod Woodson (1993)	41
Lynn Swann (1974)	41
10. Rod Woodson (1994)	39
Theo Bell (1976)	39



Steelers All-Time Individual Leaders

GAME

1. Theo Bell (12/16/79 vs. Buffalo) 10

MOST YARDS PUNT RETURNS

CAREER:

1. Rod Woodson (1987-96) 2,362
2. Antwaan Randle El (2002-05) 1,594
3. Theo Bell (1976, 1978-80) 1,259
4. Louis Lipps (1984-91) 1,212
5. Glen Edwards (1971-77) 941
6. Bill Dudley (1942, 1945-46) 838
7. Hank Poteat (2000-02) 788
8. Ray Mathews (1951-59) 779
9. Lynn Swann (1974-82) 739
10. Jim Smith (1977-82) 737

SEASON:

1. Louis Lipps (1984) 656
2. Lynn Swann (1974) 577
3. Antwaan Randle El (2003) 542
4. Andre Hastings (1995) 474
5. Hank Poteat (2000) 467
6. Antwaan Randle El (2005) 448
7. Louis Lipps (1985) 437
8. Walt Slater (1947) 435
9. Rod Woodson (1990) 398
10. Theo Bell (1976) 390

MOST TOUCHDOWNS PUNT RETURNS

CAREER:

1. Antwaan Randle El (2002-05) 4
2. Louis Lipps (1984-91) 3
- Ray Mathews (1951-59) 3

SEASON:

1. Antwaan Randle El (2005) 2
- Antwaan Randle El (2003) 2
- Louis Lipps (1985) 2
- Ray Mathews (1952) 2

GAME:

1. Several, last time by Santonio Holmes (12/17/06 at Carolina) 1

HIGHEST PUNT RETURN AVERAGE

CAREER:

1. Bobby Gage (1949-50) 14.9
2. Bill Dudley (1942, 1945-48) 14.4
3. Courtney Hawkins (1997-99) 12.8
- Ray Mathews (1951-59) 12.8
5. Lynn Swann (1974-78) 12.3
6. Larry Anderson (1978-81) 10.4
7. Hank Poteat (2000-02) 10.3
8. Antwaan Randle El (2002-05) 9.5
- Glen Edwards (1971-77) 9.5
- Jon Stagers (1971) 9.5

SEASON:

1. Bobby Gage (1949) 16.0
2. Walt Slater (1947) 15.5
3. Ray Mathews (1951) 15.4
4. Lynn Swann (1974) 14.1
5. Hank Poteat (2000) 13.0

LONGEST PUNT RETURNS

1. Brady Keys (9/20/64 vs. N.Y. Giants) 90
2. Antwaan Randle El (10/26/03 vs. St. Louis) 84t
3. Brady Keys (9/22/63 vs. N.Y. Giants) 82
4. Antwaan Randle El (1/1/06 vs. Detroit) 81t
5. Rod Woodson (10/25/92 at Kansas City) 80t
- Roy Jefferson (11/10/68 at St. Louis Cardinals) 80t
7. Louis Lipps (11/19/84 at New Orleans) 76t

8. Andre Hastings (9/10/95 at Houston) 72t
9. Louis Lipps (11/10/85 at Kansas City) 71t
10. Ray Mathews (10/19/52 vs. Washington) 70t
- Ray Mathews (10/26/52 at Chicago Cards) 70t

Steelers All-Time Kickoff Returns

MOST KICKOFF RETURNS

CAREER:

1. Rod Woodson (1987-96) 220
2. Larry Anderson (1978-81) 122
3. Dwight Stone (1987-94) 109
4. Lynn Chandnois (1950-56) 92
5. Will Blackwell (1997-01) 78
6. Ernie Mills (1991-96) 76
7. Antwaan Randle El (2002-05) 75
8. Gary Ballman (1963-66) 64
9. Stefan Logan (2009) 55
10. Preston Pearson (1970-74) 52

SEASON:

1. Stefan Logan (2009) 55
2. Ernie Mills (1995) 54
3. Rod Woodson (1991) 44
4. Henry Odom (1983) 39
5. Allen Rossum (2007) 38
6. Rod Woodson (1988) 37
- Larry Anderson (1978, 1981) 37
8. Rod Woodson (1989) 36
9. Rod Woodson (1990) 35
10. Larry Anderson (1979) 34

GAME:

1. Rich Erenberg (9/2/84 vs. Kansas City) 7
- Jack Deloplane (9/26/76 vs. New England) 7

MOST YARDS KICKOFF RETURNS

CAREER:

1. Rod Woodson (1987-96) 4,894
2. Larry Anderson (1978-81) 2,866
3. Lynn Chandnois (1950-56) 2,720
4. Dwight Stone (1987-94) 2,086
5. Will Blackwell (1997-01) 1,772
6. Ernie Mills (1991-96) 1,753
7. Antwaan Randle El (2002-05) 1,727
8. Gary Ballman (1963-66) 1,711
9. Stefan Logan (2009) 1,466
10. Jim Butler (1965-67) 1,191

SEASON:

1. Stefan Logan (2009) 1,466
2. Ernie Mills (1995) 1,306
3. Rod Woodson (1989) 982
4. Larry Anderson (1978) 930
5. Allen Rossum (2007) 885
6. Rod Woodson (1991) 880
7. Rod Woodson (1988) 850
8. Ike Taylor (2003) 831
9. Larry Anderson (1981) 825
10. Will Blackwell (1997) 791

MOST TOUCHDOWNS KICKOFF RETURNS

CAREER:

1. Lynn Chandnois (1950-56) 3
2. Larry Anderson (1978-81) 2
- Will Blackwell (1997-01) 2

SEASON:

1. Lynn Chandnois (1952) 2

GAME:

1. Several, last time by Allen Rossum (9/23/07 vs. San Francisco) 1

Steelers All-Time Individual Leaders

HIGHEST KICKOFF RETURN AVERAGE

CAREER:

1. Lynn Chandnois (1950-56)	29.6
2. Stefan Logan (2009)	26.7
3. Gary Ballman (1963-66)	26.7
4. Mel Blount (1970-83)	25.8
5. David Dunn (1998)	25.0
6. Brady Keys (1961-67)	23.8
7. Larry Anderson (1978-81)	23.5
8. Allen Rossum (2007)	23.3
9. Gary Russell (2007-08)	23.2
10. Ernie Mills (1991-96)	23.1

SEASON:

1. Lynn Chandnois (1952)	35.2
2. Lynn Chandnois (1951)	32.5
3. Mel Blount (1970)	29.7
4. Lynn Chandnois (1953)	29.0
5. Will Blackwell (2000)	28.1
6. Larry Anderson (1980)	27.1
7. Stefan Logan (2009)	26.7
8. Quincy Morgan (2005)	25.3
9. Larry Anderson (1978)	25.1
10. David Dunn (1998)	25.0

LONGEST KICK RETURNS

1. Don McCall (11/23/69 at Minnesota)	101t
2. Antwaan Randle El (10/13/02 at Cincinnati)	99t
3. Allen Rossum (9/23/07 vs. San Francisco)	98t
Will Blackwell (12/24/00 at San Diego)	98t
Will Blackwell (10/9/97 at Baltimore)	97t
6. Billy Wells (10/13/57 vs. Chicago Cardinals)	96t
7. Larry Anderson (11/25/79 vs. Cleveland)	95t
8. Mike Collier (10/26/75 at Green Bay)	94t
9. Jim Butler (10/30/66 at Dallas)	93
Gary Ballman (11/17/63 at Washington)	93
Lynn Chandnois (10/3/53 vs. New York Giants)	93
Lynn Chandnois (10/12/52 at Philadelphia)	93

Steelers All-Time Interceptions

MOST INTERCEPTIONS

CAREER:

1. Mel Blount (1970-83)	57
2. Jack Butler (1951-59)	52
3. Donnie Shell (1974-87)	51
4. Rod Woodson (1987-96)	38
5. Dwayne Woodruff (1979-85, 1986-90)	37
6. Mike Wagner (1971-80)	36
7. Darren Perry (1992-98)	32
Jack Ham (1971-82)	32
9. Jack Lambert (1974-84)	28
10. Glen Edwards (1971-78)	25
Howard Hartley (1949-52)	25

SEASON:

1. Mel Blount (1975)	11
2. Jack Butler (1957)	10
Howard Hartley (1951)	10
Bill Dudley (1946)	10
5. Rod Woodson (1993)	8
Mike Wagner (1973)	8
Johnny Sample (1961)	8
8. Troy Polamalu (2008)	7
Willie Williams (1995)	7
Darren Perry (1994)	7
Donnie Shell (1980, 1985)	7
Dean Derby (1959)	7

Paul Cameron (1954)	7
Art Jones (1941)	7

GAME:

1. Jack Butler (12/13/53 at Washington)	4
2. Many with 3; last time by Darren Perry (9/11/94 at Cleveland)	3
3. Several with 2; last time by Tyrone Carter (11/9/09 vs. Denver)	2

MOST INTERCEPTION RETURN YARDS

CAREER:

1. Jack Butler (1951-59)	827
2. Rod Woodson (1987-96)	779
3. Mel Blount (1970-83)	736
4. Dwayne Woodruff (1979-85, 1987-90)	689
5. Glen Edwards (1971-78)	652
6. Darren Perry (1992-98)	505
7. Mike Wagner (1971-80)	491
8. Donnie Shell (1974-87)	450
9. Chad Scott (1997-04)	368
10. Dewayne Washington (1998-03)	311

SEASON:

1. Bill Dudley (1946)	242
2. Chad Scott (2001)	204
3. Glen Edwards (1973)	186
4. Tony Compagno (1948)	179
5. Dewayne Washington (1998)	178

MOST TOUCHDOWNS ON INTERCEPTIONS

CAREER:

1. Rod Woodson (1987-96)	5
2. Chad Scott (1997-04)	4
Jack Butler (1951-59)	4
4. Deshaea Townsend (1998-09)	3
Dwayne Woodruff (1979-85, 1986-90)	3
Tony Compagno (1946-48)	3
7. Tyrone Carter (2001-09)	2
Dewayne Washington (1998-03)	2
Donnie Shell (1974-87)	2
Sam Washington (1982-85)	2
Mel Blount (1970-83)	2

SEASON:

1. Chad Scott (2001)	2
Dewayne Washington (1998)	2
Rod Woodson (1994)	2
Jack Butler (1954)	2
Tony Compagno (1947)	2

GAME:

1. Dewayne Washington (11/22/98 vs. Jacksonville; 78, 52)	2
2. Several, last time by Tyrone Carter (11/9/09 vs. Denver)	1

MOST CONSECUTIVE GAMES INTERCEPTING A PASS

1. Mel Blount (1975)	6
----------------------	---

LONGEST INTERCEPTION RETURNS

1. Martin Kottler (9/27/33 vs. Chicago Cardinals)	99t
2. Jack Hinkle (10/9/43 vs. New York Giants)	91
3. Lawrence Timmons (11/30/08 at New England)	89
4. Glen Edwards (9/30/73 at Houston)	86t
5. Joey Porter (9/15/02 vs. Oakland)	84
6. Keyaron Fox (10/25/09 vs. Minnesota)	82t
7. Tony Compagno (11/7/48 vs. Green Bay)	82t
8. Russ Craft (10/17/54 vs. Cleveland)	81
9. Dewayne Washington (11/22/98 vs. Jacksonville)	78t
10. Deon Figures (9/27/93 at Atlanta)	78
Dwayne Woodruff (12/18/88 vs. Miami)	78t

Steelers All-Time Sacks

MOST QUARTERBACK SACKS

CAREER:

1. Jason Gildon (1994-03)	77.0
---------------------------	------



Steelers All-Time Individual Leaders

2. L.C. Greenwood (1969-81)	73.5
3. Joe Greene (1969-81)	66.0
4. Joey Porter (1999-06)	60.0
5. Keith Willis (1982-87, 89-91)	59.0
6. Greg Lloyd (1988-97)	53.5
7. Dwight White (1971-80)	46.0
8. Aaron Smith (1999-09)	44.0
9. Ernie Holmes (1972-77)	40.0
10. James Harrison (2002, 2004-09)	38.5

SEASON:

1. James Harrison (2008)	16
2. Mike Merriweather (1984)	15
3. Kevin Greene (1994)	14
Keith Willis (1983)	14
5. Jason Gildon (2000)	13.5
LaMarr Woodley (2009)	13.5

GAME:

1. Joe Greene (12/10/72 at Houston)	5
2. Chad Brown (10/13/96 vs. Cincinnati)	4.5
L.C. Greenwood (11/25/79 vs. Cleveland)	4.5
4. Joey Porter (10/14/01 at Tampa Bay)	4
Jerrold Williams (12/22/91 vs. Cleveland)	4
Edmund Nelson (9/16/84 vs. LA Rams)	4

MOST CONSECUTIVE GAMES WITH AT LEAST A HALF-SACK

1. Lamarr Woodley (2009)	8
2. Greg Lloyd (1994)	6

Joe Greene (1974)	6
Ernie Holmes (1974)	6
5. Jason Gildon (1998)	5
Dwight White (1972)	5

Steelers All-Time Fumble Recoveries

CAREER:

1. Ernie Stautner (1950-63)	23
2. Jack Ham (1971-82)	21
3. Donnie Shell (1974-87)	19
4. Carnell Lake (1989-98)	16
Joe Greene (1969-81)	16
6. Jack Lambert (1974-84)	15
7. Robin Cole (1977-87)	14
L.C. Greenwood (1969-81)	14
Greg Lloyd (1988-97)	14
10. Mel Blount (1970-83)	11
Mike Wagner (1971-80)	11

SEASON:

1. Jack Lambert (1976)	6
2. Carnell Lake (1989)	5
Donnie Shell (1978)	5
Joe Greene (1978)	5
L.C. Greenwood (1971)	5
John Reger (1955)	5
John Reger (1957)	5
Gary Glick (1957)	5

Steelers All-Time Opponent Records

Top Ten Opponent Performances

TOP 10 RUSHING PERFORMANCES

GAME:

1. Fred Taylor (11/19/00 vs. Jacksonville)	30-234-3
2. O.J. Simpson (9/28/75 vs. Buffalo)	23-227-0
3. Steve Van Buren (11/27/49 at Philadelphia)	27-205-0
4. John David Crow (12/18/60 at St. Louis)	24-203-0
5. Joe Morris (12/21/85 at N.Y. Giants)	36-202-0
6. O.J. Simpson (10/29/72 at Buffalo)	22-189-0
7. Emmitt Smith (9/4/94 vs. Dallas)	31-179-1
8. Curtis Martin (12/14/03 at N.Y. Jets)	30-174-0
9. Terry Allen (12/20/92 vs. Minnesota)	33-172-0
10. Gary Anderson (12/11/88 at San Diego)	26-170-0

TOP 10 RECEIVING PERFORMANCES

GAME:

1. Qadry Ismail (12/12/99 vs. Baltimore)	6-258-3
2. Eddie Brown (11/6/88 at Cincinnati)	7-216-2
3. Carl Pickens (10/11/98 at Cincinnati)	13-204-1
4. Terry Glenn (12/6/98 vs. New England)	9-193-1
5. Otis Taylor (10/18/71 at Kansas City)	6-190-2

6. Rob Moore (11/30/97 at Arizona/OT)	8-188-0
7. Steve Watson (12/30/84 at Denver)	11-177-1
8. Torrey Holt (10/26/03 vs. St. Louis)	7-174-1
9. Kellen Winslow (12/22/80 at San Diego)	10-171-0
10. Marques Colston (11/12/06 vs. New Orleans)	10-169-0
James Lofton (9/11/83 at Green Bay)	5-169-3

TOP 10 PASSING PERFORMANCES

GAME:

1. Doug Williams (9/11/88 at Washington)	52-30-430-2-1
2. Dan Marino (1/6/85 at Miami)	32-21-421-4-1
3. Steve Bartkowski (11/15/81 at Atlanta)	50-33-416-2-2
4. Bernie Kosar (11/23/86 at Cleveland)	46-28-414-2-1
5. Jon Kitna (12/30/01 at Cincinnati)	68-35-411-2-1
6. Boomer Esiason (11/22/87 at Cincinnati)	53-30-409-0-3
7. Rich Gannon (9/15/02 vs. Oakland)	64-43-403-1-2
8. Tom Brady (12/9/07 at New England)	46-32-399-4-0
9. Drew Brees (11/12/06 vs. New Orleans)	47-31-398-1-0
10. Aaron Rodgers (12/20/09 vs. Green Bay)	48-26-383-3-0

Steelers Team Records

Games Won

SEASON: 15 (2004)
MOST CONSECUTIVE: 16 (2004-05)
MOST CONSECUTIVE (One Season): 14 (2004)

Scoring

Most Points

GAME: 63 (11/30/52 vs. New York Giants)
SEASON: 416 (1979)

Most Points Allowed

GAME: 54 (12/8/85 at San Diego; 11/23/41 at Green Bay)
SEASON: 421 (1988)

Fewest Points

GAME: 0 (many times, last time 11/26/06 at Baltimore)
SEASON: 51 (1934 - 12 games)
 202 (1965 - 14 games)
 263 (1998 - 16 games)

Fewest Points Allowed

GAME: 0 (many times, last time 12/28/08 vs. Cleveland)
SEASON: 117 (1946 - 11 games)
 138 (1976 - 14 games)
 195 (1978 - 16 games)

Most Points, Combined

GAME: 98 (12/8/85, San Diego 54, Pittsburgh 44)
SEASON: 757 (1988)

Fewest Points, Combined

GAME: 0 (10/22/33, Pittsburgh 0, Cincinnati 0)
SEASON: 238 (1940 - 11 games)
 339 (1957 - 12 games)
 480 (1976 - 14 games)
 524 (1992 - 16 games)

Most Touchdowns

GAME: 9 (11/30/52 vs. New York Giants)
SEASON: 52 (1979)

Most Touchdowns Allowed

GAME: 8 (12/8/85 vs. San Diego; 11/23/41 vs. Green Bay)
SEASON: 50 (1969; 1968)

Fewest Touchdowns Allowed

GAME: 0 (several times, last time 12/28/08 vs. Cleveland)
SEASON: 14 (1976 - 14 games)
 22 (1978 - 16 games)

Most Rushing Touchdowns

GAME: 5 (9/20/81 vs. New York Jets; 11/7/76 at Kansas City)
SEASON: 33 (1976)

Most Rushing Touchdowns Allowed

GAME: 6 (10/24/53 vs. Green Bay; 10/14/34 at Boston)
SEASON: 20 (1988; 1947)

Fewest Rushing Touchdowns Allowed

GAME: 0 (many times, last 12/28/08 vs. Cleveland)
SEASON: 5 (2001; 1997)

Most Passing Touchdowns

GAME: 5 (11/5/07 vs. Baltimore, 10/22/06 at Atlanta, 11/3/96 vs. St. Louis; 9/8/85 vs. Indianapolis; 11/5/81 at Atlanta, 10/7/79 vs. Washington; 11/30/52 vs. New York Giants)
SEASON: 34 (2007)

Most Passing Touchdowns Allowed

GAME: 6 (9/8/91 vs. Buffalo)
SEASON: 34 (1962)

Fewest Passing Touchdowns Allowed

GAME: 0 (many times, last 12/28/08 vs. Cleveland)
SEASON: 9 (1990; 1976; 1975; 1972)

Most Defensive Touchdowns

GAME: 3 (10/10/83 vs. Cincinnati)
SEASON: 7 (1987; 1983)

Most Points After Touchdown

GAME: 9 (11/30/52 vs. New York Giants)
SEASON: 45 (2005; 1984)

Most Points After Touchdown Allowed

GAME: 7 (9/8/91 at Buffalo)
SEASON: 49 (1969; 1968)

Most Field Goals

GAME: 6 (12/11/02 at Jacksonville; 10/23/88 vs. Denver)
SEASON: 34 (1995)

Most Field Goals Allowed

GAME: 7 (9/24/67 vs. St. Louis Cardinals)
SEASON: 29 (2000; 1997)

First Downs

Most First Downs

GAME: 36 (11/25/79 vs. Cleveland)
SEASON: 344 (1995)

Most First Downs By Opponents

GAME: 35 (11/23/86 at Cleveland)
SEASON: 344 (1995)

Most First Downs, Combined

GAME: 58 (11/25/79; Pittsburgh 36 Cleveland 22)
SEASON: 641 (1981)

Most Rushing First Downs

GAME: 21 (11/7/76 at Kansas City)
SEASON: 163 (1976)

Most Rushing First Downs Allowed

GAME: 18 (11/9/69 vs. Chicago Bears)
SEASON: 122 (1965)

Most Passing First Downs

GAME: 21 (three times: 11/5/06 vs. Denver; 10/22/06 at Atlanta; 12/13/58 vs. Chicago Cardinals)
SEASON: 210 (2009)

Most Passing First Downs Allowed

GAME: 22 (12/5/48 vs. New York Giants)
SEASON: 194 (1991)

Most First Down Penalties

GAME: 6 (10/16/05 vs. Jacksonville; 11/16/86 vs. Houston; at Oakland 10/25/70)
SEASON: 34 (1995; 1978)

Most First Down Penalties By Opponents

GAME: 9 (10/30/77 at Baltimore)
SEASON: 40 (1978)

Net Yards

Most Net Yards Gained

GAME: 683 (12/13/58 vs. Chicago Cardinals)
SEASON: 6,258 (1979)

Fewest Net Yards Gained

GAME: 53 (9/10/89 vs. Cleveland)
SEASON: 3,354 (1965)

Most Net Yards Gained By Opponent

GAME: 559 (11/6/88 at Cincinnati)
SEASON: 5,805 (1988)

Fewest Net Yards Gained By Opponent

GAME: 40 (9/12/99 at Cleveland)
SEASON: 3,074 (1974 - 14 games)
 3,795 (2008 - 16 games)



Steelers Team Records

Rushing

Most Yards Gained Rushing

GAME: 361 (10/7/79 at Cleveland)
SEASON: 2,971 (1976)

Fewest Yards Gained Rushing

GAME: 7 (10/30/66 at Dallas)
SEASON: 1,092 (1966)

Most Yards Gained Rushing By Opponents

GAME: 426 (11/4/34 at Detroit)
SEASON: 2,193 (1954)

Fewest Yards Gained Rushing By Opponents

GAME: -33 (10/2/43 vs. Brooklyn)
SEASON: 1,125 (1953 - 12 games)
 1,377 (1967 - 14 games)
 1,195 (2001 - 16 games)

Fewest Yards Rushing Allowed (Per Game)

SEASON: 74.7 (2001)

Most Rushing Attempts

GAME: 60 (10/3/50 vs. Boston)
SEASON: 653 (1976)

Fewest Rushing Attempts

GAME: 11 (11/26/06 at Baltimore)
SEASON: 368 (1954 - 12 games)
 375 (1966 - 14 games)
 394 (1991 - 16 games)

Most Rushing Attempts By Opponents

GAME: 64 (10/18/36 at Chicago Bears)
SEASON: 449 (2003)

Fewest Rushing Attempts By Opponents

GAME: 6 (10/31/04 vs. New England)
SEASON: 357 (2004)

Passing

Most Yards Gained Passing

GAME: 472 (12/13/58 vs. Chicago Cardinals)
SEASON: 4,148 (2009)

Fewest Yards Gained Passing

GAME: 16 (10/17/65 vs. St. Louis Cardinals)
SEASON: 652 (1945 - 11 games)
 1,711 (1972 - 14 games)
 2,178 (1989 - 16 games)

Most Yards Gained Passing By Opponents

GAME: 422 (9/11/88 vs. Washington)
SEASON: 3,941 (1988)

Fewest Yards Gained Passing By Opponents

GAME: -28 (12/7/58 at Washington)
SEASON: 1,466 (1974 - 14 games)
 2,394 (1978 - 16 games)

Most Passes Attempted

GAME: 57 (12/19/93 vs. Houston Oilers;
 12/8/02 vs. Houston Texans)
SEASON: 592 (2009)

Fewest Passes Attempted

GAME: 0 (11/13/49 vs. Los Angeles; 11/16/41 vs. Brooklyn)
SEASON: 277 (1976 - 14 games)
 358 (2004 - 16 games)

Most Passes Attempted By Opponents

GAME: 68 (12/30/01 at Cincinnati OT)
SEASON: 573 (2002)

Fewest Passes Attempted By Opponents

GAME: 8 (12/14/74 vs. Cincinnati; 12/1/57 at Philadelphia)
SEASON: 162 (1946 - 11 games)
 339 (1974 - 14 games)
 442 (1978 - 16 games)

Most Passes Attempted, Combined

GAME: 95 (12/19/93; Pittsburgh 57, Houston 38)
SEASON: 1,124 (2002)

Most Passes Completed

GAME: 38 (twice: 11/5/06 vs. Denver; 11/1/98 vs. Tennessee)
SEASON: 351 (2009)

Fewest Passes Completed

GAME: 0 (11/13/49 vs. Los Angeles; 11/16/41 vs. Brooklyn)
SEASON: 42 (1941 - 11 games)
 140 (1973 - 14 games)
 198 (1987 - 16 games)

Most Passes Completed By Opponents

GAME: 43 (9/15/02 vs. Oakland)
SEASON: 336 (2002)

Fewest Passes Completed By Opponents

GAME: 3 (several times; last time on 12/8/02 vs. Houston)
SEASON: 64 (1946 - 11 games)
 147 (1974 - 14 games)
 221 (1978 - 16 games)

Sacks

Most Sacks

GAME: 10 (4 times, last time on 10/21/01 at Tampa Bay)
SEASON: 55 (2001, 1994)

Most Sacks Allowed

GAME: 12 (11/20/66 vs. Dallas)
SEASON: 52 (1983; 1969)

Interceptions

Most Interceptions

GAME: 7 (10/13/74 at Kansas City;
 11/30/52 vs. New York Giants)
SEASON: 37 (1973)

Fewest Interceptions

GAME: 0 (several times, last time on 12/14/08 at Baltimore)
SEASON: 9 (1994)

Most Interceptions By Opponents

GAME: 8 (1940)
SEASON: 35 (1965)

Fewest Interceptions By Opponents

GAME: 0 (several times, last time on 12/21/08 at Tennessee)
SEASON: 9 (2000; 1994)

Most Yards Interceptions Returned

GAME: 147 (10/17/54 vs. Cleveland)
SEASON: 673 (1973)

Fewest Yards Interceptions Returned

GAME: -1 (12/15/02 vs. Carolina)
SEASON: 96 (1964 - 14 games)

Most Yards Interceptions Returned By Opponents

GAME: 172 (12/12/65 vs. Philadelphia)
SEASON: 535 (1969)

Fewest Interception Return Yards By Opponents

GAME: 0 (many times, last time on 10/21/07 at Denver)
SEASON: 47 (1975 - 14 games)

Most Touchdowns On Interceptions

GAME: 2 (11/22/98 vs. Jacksonville;
 10/1/95 vs. San Diego; 12/18/88 vs. Miami)

Steelers Team Records

Most Touchdowns On Interceptions *Continued*

GAME: 2 (10/1/84 vs. Cincinnati; 10/10/83 at Cincinnati; 9/30/73 at Houston; 10/17/54 vs. Cleveland)

SEASON: 5 (1987)

Most Touchdowns On Interceptions By Opponents

GAME: 3 (9/29/68 vs. Baltimore; 12/12/65 vs. Philadelphia)

SEASON: 6 (1965; 1964)

Punting

Most Punts

GAME: 12 (10/15/00 vs. Cincinnati)

SEASON: 97 (1994)

Fewest Punts

GAME: 0 (3 times, last time on 12/26/04 vs. Baltimore)

SEASON: 6 (1965; 1964)

Fewest Punts By Opponents

GAME: 0 (9/17/89 at Cincinnati)

SEASON: 54 (1960)

Highest Punting Average

SEASON: 47.0 (1961)

Highest Punting Average By Opponents

SEASON: 46.4 (1959)

Punt Returns

Most Punt Returns

GAME: 10 (12/16/79 vs. Buffalo)

SEASON: 71 (1976)

Most Punt Returns By Opponents

GAME: 10 (12/5/93 vs. New England)

SEASON: 51 (1970)

Most Yardage By Punt Returns

GAME: 178 (11/29/42 vs. Brooklyn)

SEASON: 774 (1974)

Most Yardage By Punt Returns By Opponents

GAME: 166 (10/24/93 at Cleveland)

SEASON: 678 (1993)

Most Touchdowns By Punt Returns

GAME: 1 (several times, last time 12/17/06 at Carolina)

SEASON: 2 (2005; 2003; 1952)

Most Touchdowns By Punt Returns By Opponents

GAME: 2 (10/24/93 at Cleveland; 11/1/59 at Chicago Cardinals)

SEASON: 3 (1993; 1959)

Kickoff Returns

Most Kickoff Returns

GAME: 8 (12/8/85 at San Diego)

SEASON: 74 (1988)

Most Kickoff Returns By Opponents

GAME: 9 (12/8/85 at San Diego)

SEASON: 88 (1995)

Most Kickoff Return Yardage

GAME: 266 (11/17/68 vs. Cleveland)

SEASON: 1,581 (2009)

Highest Kickoff Return Average (per game)

SEASON: 28.9 (1952)

Most Kickoff Return Yardage By Opponents

GAME: 259 (12/18/04 at N.Y. Giants)

SEASON: 1,795 (2009)

Most Touchdowns By Kickoff Returns

GAME: 1 (last time on 9/23/07 vs. San Francisco)

SEASON: 2 (1988; 1952)

Most Touchdowns By Kickoff Returns By Opponents

GAME: 1 (many times, vs. Cleveland, 11/11/07)

SEASON: 4 (2009)

Penalties

Most Penalties

GAME: 17 (10/30/77 at Baltimore)

SEASON: 122 (1977)

Most Penalties By Opponents

GAME: 13 (12/18/05 at Minnesota; 10/27/02 at Baltimore; 11/17/85 at Houston)

SEASON: 120 (2005)

Most Penalties Combined, Both Teams

GAME: 25 (12/18/05 at Minnesota)

SEASON: 219 (2005; 1984)

Fewest Penalties Combined, Both Teams

GAME: 0 (11/10/40 vs. Philadelphia; 10/28/34 at Brooklyn)

SEASON: 98 (1941; 1962; 1965)

Most Penalty Yards

GAME: 154 (9/17/89 at Cincinnati)

SEASON: 1,005 (2003)

Most Penalty Yards By Opponents

GAME: 134 (10/1/95 vs. San Diego)

SEASON: 960 (1981)

Most Penalty Yards Combined, Both Teams

GAME: 239 (10/25/70 at Oakland)

SEASON: 1,897 (1978)

Fewest Penalty Yards Combined, Both Teams

GAME: 0 (11/10/40 vs. Philadelphia; 10/28/34 at Brooklyn)

SEASON: 858 (1941 - 11 games)

941 (1965 - 14 games)

1,322 (2001 - 16 games)

Fumbles

Most Fumbles

GAME: 10 (10/9/43 vs. New York Giants)

SEASON: 47 (1979)

Most Fumbles By Opponents

GAME: 9 (12/23/90 vs. Cleveland)

SEASON: 42 (1976)

Most Fumbles Lost

GAME: 7 (10/14/79 at Cincinnati)

SEASON: 29 (1950 - 12 games)

28 (1977 - 14 games)

26 (1979 - 16 games)

Most Fumbles Lost By Opponents

GAME: 8 (12/23/90 vs. Cleveland)

SEASON: 24 (1976)

Net Yards

Most Shutouts

SEASON: 5 (1976)

Most Shutouts Against

SEASON: 6 (1934)

Consecutive Quarters Without Scoring a TD*

9 (9/23/90 - 10/7/90)

Consecutive Quarters Without Allowing a TD*

22 (10/10/76 - 11/21/76)

21 (10/1/00 - 11/12/00)

* Since 1970



Steelers Year-By-Year First Downs

Year		G	Tot.	Run	Pass	Pen.
1969	Off.	14	210	81	115	14
	Def.	14	260	101	142	17
1970	Off.	14	206	84	97	25
	Def.	14	225	91	120	14
1971	Off.	14	226	98	111	17
	Def.	14	225	81	132	12
1972	Off.	14	228	131	79	18
	Def.	14	228	79	116	24
1973	Off.	14	217	111	89	17
	Def.	14	210	95	91	24
1974	Off.	14	251	136	98	17
	Def.	14	200	87	83	30
1975	Off.	14	288	149	125	14
	Def.	14	214	91	97	26
1976	Off.	14	271	163	94	14
	Def.	14	182	69	96	17
1977	Off.	14	266	122	124	20
	Def.	14	228	80	112	36
1978	Off.	16	316	133	149	34
	Def.	16	264	105	119	40
1979	Off.	16	337	141	179	17
	Def.	16	260	95	135	30
1980	Off.	16	308	111	177	20
	Def.	16	302	101	171	30
1981	Off.	16	318	137	156	25
	Def.	16	323	114	181	28
1982	Off.	9	171	69	91	11
	Def.	9	174	49	111	14
1983	Off.	16	312	156	141	15
	Def.	16	278	100	151	27
1984	Off.	16	302	117	167	18
	Def.	16	282	87	167	28
1985	Off.	16	315	125	165	25
	Def.	16	273	105	144	24
1986	Off.	16	292	125	140	27
	Def.	16	303	97	176	30
1987	Off.	15	263	114	126	23
	Def.	15	289	94	170	25
1988	Off.	16	292	125	140	27
	Def.	16	319	110	181	28
1989	Off.	16	244	106	117	21
	Def.	16	323	112	177	34

Year		G	Tot.	Run	Pass	Pen.
1990	Off.	16	263	93	150	20
	Def.	16	257	102	130	25
1991	Off.	16	254	82	158	14
	Def.	16	320	98	194	28
1992	Off.	16	284	119	143	22
	Def.	16	266	99	146	21
1993	Off.	16	307	116	180	11
	Def.	16	267	74	163	30
1994	Off.	16	307	138	148	21
	Def.	16	262	76	156	30
1995	Off.	16	344	117	193	34
	Def.	16	272	67	181	24
1996	Off.	16	296	138	146	12
	Def.	16	286	80	174	32
1997	Off.	16	326	154	157	15
	Def.	16	286	80	174	32
1998	Off.	16	268	106	135	27
	Def.	16	266	88	155	23
1999	Off.	16	295	111	159	25
	Def.	16	260	92	142	26
2000	Off.	16	283	124	128	31
	Def.	16	252	82	153	17
2001	Off.	16	314	148	150	16
	Def.	16	254	70	160	24
2002	Off.	16	343	119	200	24
	Def.	16	279	77	178	24
2003	Off.	16	275	77	174	24
	Def.	16	270	89	155	26
2004	Off.	16	310	134	147	29
	Def.	16	248	79	146	23
2005	Off.	16	297	120	144	33
	Def.	16	275	75	179	21
2006	Off.	16	327	100	201	26
	Def.	16	269	72	176	21
2007	Off.	16	298	108	179	11
	Def.	16	249	74	158	17
2008	Off.	16	290	93	179	18
	Def.	16	240	73	149	18
2009	Off.	16	331	96	210	25
	Def.	16	274	70	186	18

Steelers Year-By-Year Offensive/Defensive Statistics

	Total Offense			Rushing			Passing				
	Yards	Plays	Avg.	Yards	Att.	Avg.	Net	Sacks	Gross	Att/Cmp/Int	Pct.
1969	3,626	843	4.3	1,542	400	3.9	2,084	52/374	2,458	391/176/29	45.0
	4,401	898	4.9	1,732	455	3.8	2,669	33/304	2,973	410/227/25	55.4
1970	3,752	844	4.4	1,715	432	4.0	2,037	28/275	2,312	384/150/32	39.1
	3,396	906	4.4	1,679	487	3.4	2,317	26/238	2,555	393/191/23	48.6
1971	3,882	867	4.5	1,758	416	4.2	2,124	37/322	2,446	414/214/26	51.7
	4,248	881	4.8	1,482	440	3.4	2,766	33/294	3,060	408/235/17	57.6
1972	4,231	853	5.0	2,520	497	5.1	1,711	32/247	1,958	324/156/12	48.1
	3,771	896	4.2	1,715	445	3.9	2,056	40/337	2,393	411/206/28	50.1
1973	4,070	894	4.6	2,143	555	3.9	1,927	30/230	2,157	309/140/26	45.3
	3,324	880	3.8	1,652	488	3.8	1,672	33/251	1,923	359/164/37	45.7
1974	4,375	950	4.6	2,417	546	4.4	1,958	18/196	2,154	386/166/21	43.0
	3,074	863	3.6	1,608	472	3.4	1,466	52/406	1,872	339/147/25	43.4
1975	4,887	949	5.1	2,633	581	4.5	2,254	31/290	2,544	337/191/12	56.7
	3,661	870	4.2	1,825	431	4.2	1,836	43/358	2,194	396/183/27	46.2
1976	4,637	957	4.8	2,971	653	4.5	1,666	27/269	1,935	277/143/12	51.6
	3,322	866	3.8	1,457	452	3.2	1,865	41/313	2,178	373/158/22	42.4
1977	4,645	949	4.9	2,258	581	3.9	2,387	27/245	2,632	341/173/21	50.7
	3,692	882	4.2	1,723	493	3.5	1,969	32/285	2,254	357/157/31	44.0
1978	4,987	1,046	4.8	2,297	641	3.6	2,690	25/271	2,961	380/212/22	55.8
	4,168	999	4.2	1,774	513	3.5	2,394	44/361	2,755	442/221/27	50.0
1979	6,258	1,080	5.8	2,603	561	4.6	3,655	27/222	3,877	492/272/26	55.3
	4,270	1,035	4.1	1,709	506	3.4	2,561	49/351	2,912	480/226/27	47.1
1980	5,554	1,033	5.4	1,986	512	3.9	3,568	37/264	3,832	484/250/24	51.7
	5,134	1,036	5.0	1,762	486	3.6	3,372	18/145	3,517	532/280/26	52.6
1981	5,598	1,042	5.4	2,372	554	4.3	3,226	27/231	3,457	461/247/19	53.6
	5,652	1,084	5.2	1,869	500	3.7	3,783	40/325	4,107	542/302/30	55.7
1982	2,970	583	5.1	1,187	289	4.1	1,783	19/139	1,922	275/141/16	51.3
	2,874	599	4.8	762	236	3.2	2,112	34/273	2,385	329/176/17	53.5
1983	5,014	1,075	4.7	2,610	614	4.3	2,404	52/350	2,754	409/211/23	51.6
	4,728	1,006	4.7	1,833	509	3.6	2,895	50/361	3,256	447/238/28	53.2
1984	5,420	1,052	5.2	2,179	574	3.8	3,241	35/278	3,519	443/240/25	54.2
	4,916	1,016	4.8	1,617	454	3.6	3,299	47/390	3,689	515/299/31	58.1
1985	5,350	1,085	4.9	2,177	541	4.0	3,173	33/224	3,397	512/254/27	49.6
	4,659	989	4.7	1,876	470	4.0	2,783	36/305	3,088	484/287/20	59.3
1986	4,811	1,075	4.5	2,223	564	3.9	2,588	20/159	2,747	491/238/20	48.5
	5,252	1,049	5.0	1,872	470	4.0	3,380	43/289	3,669	536/311/20	58.0
1987	4,410	973	4.5	2,144	517	4.1	2,266	27/198	2,464	429/198/25	46.2
	4,920	962	5.1	1,610	455	3.5	3,310	26/196	3,506	481/290/27	60.3
1988	5,204	1,030	5.1	2,228	499	4.5	2,976	42/331	3,307	489/226/20	46.2
	5,805	1,067	5.4	1,864	516	3.6	3,941	19/145	4,086	532/309/20	58.1
1989	3,996	955	4.2	1,818	500	3.6	2,178	51/484	2,652	404/210/13	52.0
	5,549	1,077	5.2	2,008	498	4.0	3,541	31/180	3,721	548/290/21	52.9
1990	4,525	897	5.0	1,880	456	4.1	2,645	33/242	2,887	408/237/15	58.1
	4,115	940	4.4	1,615	446	3.6	2,500	32/228	2,728	460/236/24	51.3
1991	4,581	915	5.0	1,627	394	4.1	2,954	45/359	3,313	476/259/16	54.4
	5,168	1,039	5.0	1,582	466	3.4	3,586	38/257	3,843	535/334/19	62.4
1992	4,906	989	5.0	2,156	518	4.2	2,750	40/296	3,046	431/249/14	57.8
	4,658	949	4.9	1,841	435	4.2	2,817	36/248	3,065	478/252/22	52.7
1993	5,235	1,079	4.9	2,003	491	4.1	3,232	48/374	3,606	540/299/12	55.4
	4,531	962	4.7	1,368	399	3.4	3,163	42/277	3,440	521/277/24	53.2
1994	5,144	1,048	4.9	2,180	546	4.0	2,964	39/283	3,247	463/266/9	57.5
	4,326	1,008	4.3	1,452	421	3.5	2,874	55/382	3,256	532/280/17	52.6
1995	5,769	1,110	5.2	1,852	494	3.7	3,917	24/176	4,093	592/348/21	58.8
	4,561	943	4.8	1,321	370	3.6	3,240	42/272	3,512	531/314/22	59.1
1996	5,140	1,002	5.1	2,299	525	4.4	2,841	21/149	2,990	456/246/19	53.9
	4,362	1,009	4.3	1,415	411	3.4	2,947	51/369	3,316	547/322/23	58.9
1997	5,542	1,058	5.2	2,479	572	4.3	3,063	20/152	3,215	466/253/19	54.3
	4,705	1,005	4.7	1,318	403	3.3	3,387	48/294	3,681	554/295/20	53.2
1998	4,586	1,014	4.5	2,034	490	4.2	2,552	35/229	2,781	489/274/20	56.0
	4,963	1,002	5.0	1,642	479	3.4	3,321	41/238	3,559	482/268/16	55.6
1999	4,874	1,067	4.6	1,991	495	4.0	2,883	37/235	3,118	535/301/18	56.3
	4,878	953	5.1	1,958	450	4.4	2,920	40/247	3,167	463/245/14	52.9
2000	4,766	1,009	4.7	2,248	527	4.3	2,518	43/220	2,738	439/217/10	49.4
	4,713	985	4.8	1,693	425	4.0	3,020	39/229	3,249	521/280/17	53.7
2001	5,887	1,065	5.5	2,774	580	4.8	3,113	31/182	3,295	442/274/12	60.4
	4,137	919	4.5	1,195	339	3.5	2,942	55/367	3,309	525/295/16	56.2
2002	5,952	1,097	5.4	2,120	512	4.1	3,832	34/204	4,036	551/350/22	63.5
	4,835	982	4.9	1,375	359	3.8	3,460	50/313	3,773	573/336/19	58.6
2003	4,792	1,020	4.7	1,488	446	3.3	3,304	42/244	3,548	532/306/17	57.5
	4,783	968	4.9	1,741	449	3.9	3,042	35/203	3,245	484/294/14	60.7
2004	5,184	1,012	5.1	2,464	618	4.0	2,720	36/250	2,970	295/196/11	66.4
	4,134	882	4.7	1,299	357	3.6	2,835	41/225	3,060	484/269/19	55.6
2005	5,149	960	5.4	2,223	549	4.0	2,926	32/178	2,969	379/228/14	60.2
	4,544	998	4.6	1,766	402	3.4	3,168	47/312	3,480	549/312/15	57.4
2006	5,725	1,041	5.5	1,992	469	4.2	2,969	49/293	4,026	523/312/23	59.7
	4,805	998	4.9	1,412	408	3.5	3,393	39/226	3,480	529/319/20	60.3
2007	5,239	1,000	5.2	2,168	511	4.2	3,071	47/347	3,418	442/282/14	63.8
	4,262	933	4.6	1,438	361	4.0	2,824	36/243	3,067	536/292/11	54.5
2008	4,991	1,015	4.9	1,690	460	3.7	3,301	49/306	3,607	442/282/14	63.8
	3,795	974	3.9	1,284	390	3.3	2,511	51/350	2,861	533/301/20	56.5
2009	5,941	1,014	5.9	1,793	428	4.2	4,148	50/348	4,148	536/351/14	65.5
	4,885	967	5.1	1,438	372	3.9	3,447	47/314	3,761	548/319/12	58.2



Steelers Miscellaneous Offensive/Defensive Statistics

Year	Punt/Avg.	Pen/Yds.	Fum/Lost	Tot Pts.	TD	Run	Pass	Ret.	PATs	FGs	T.O.P.
1969	65/40.1	67/659	36/20	218	26	8	17	1	26/26	12/25	
	65/40.1	74/772	25/16	404	50	17	27	6	49/50	17/25	
1970	78/44.2	82/835	30/16	210	26	13	12	1	24/26	10/28	
	85/41.9	76/790	29/15	272	32	8	21	3	29/32	15/32	
1971	79/43.9	88/898	37/16	246	28	10	15	3	27/28	17/27	
	77/41.5	81/784	27/18	292	32	13	16	3	30/32	22/35	
1972	66/43.6	81/728	27/14	343	37	22	12	3	35/37	28/41	
	74/40.3	77/712	37/20	175	18	6	9	3	17/18	15/27	
1973	62/41.1	84/817	36/14	347	37	12	20	5	36/37	29/43	
	75/42.4	86/757	41/18	210	22	8	11	3	21/21	19/29	
1974	78/39.0	104/978	33/19	305	35	19	12	4	33/35	20/29	
	91/41.2	76/575	38/22	189	22	7	14	1	21/22	12/17	
1975	69/39.4	89/756	34/23	373	46	22	21	3	44/46	17/21	
	90/40.1	85/700	22/10	162	19	8	9	2	15/19	11/18	
1976	76/39.2	111/836	40/19	342	43	33	10	0	40/43	14/26	
	94/37.4	80/637	42/24	138	14	5	9	0	13/14	14/24	
1977	73/36.3	122/973	41/28	283	37	20	17	0	34/37	9/14	
	79/40.3	82/784	28/13	243	29	9	16	4	27/29	14/21	
1978	66/40.0	108/943	35/17	356	46	16	28	2	44/45	12/26	
	82/39.4	106/954	33/21	195	22	11	10	1	21/22	14/26	
1979	68/40.2	108/866	47/26	416	52	25	26	1	50/52	18/30	
	100/40.0	95/744	32/15	262	31	9	19	3	28/31	16/26	
1980	66/40.2	111/933	38/18	352	42	15	26	1	39/42	19/28	
	73/40.7	93/806	23/14	313	37	9	25	3	34/37	19/29	
1981	84/43.3	97/840	39/22	356	47	21	25	1	38/46	12/17	
	78/42.1	112/960	31/16	297	35	10	22	3	33/35	18/33	
1982	49/40.4	59/459	18/9	204	25	7	17	1	22/23	10/12	
	53/38.1	44/345	17/8	146	17	5	12	0	17/17	9/14	
1983	80/41.9	99/836	42/20	355	39	17	15	7	38/39	27/31	
	88/41.1	96/782	34/17	303	37	14	19	4	36/37	15/20	
1984	70/41.2	112/948	40/15	387	45	13	25	7	45/45	24/32	30:33
	90/42.4	107/945	30/11	310	35	12	19	4	34/35	22/28	29:27
1985	79/39.1	85/665	31/9	379	40	14	23	3	40/40	33/42	30:52
	86/40.9	89/679	34/15	355	43	19	18	6	40/41	19/25	29:08
1986	89/38.7	105/876	28/16	307	35	18	16	1	32/34	21/32	29:45
	82/39.0	107/876	31/13	336	39	10	22	7	36/38	22/39	30:15
1987	82/40.2	105/801	37/8	285	31	11	13	7	31/31	22/29	29:44
	70/39.2	95/771	41/17	299	34	8	22	4	31/34	20/26	30:16
1988	71/41.5	99/803	40/19	336	36	17	15	4	34/36	28/36	28:31
	67/40.7	79/705	35/13	421	49	20	25	4	47/49	26/32	31:29
1989	83/40.6	116/986	32/18	265	29	17	10	2	28/29	21/30	28:50
	69/40.5	96/785	40/21	326	38	16	17	5	37/38	19/27	31:10
1990	66/37.2	110/928	40/17	292	33	11	20	2	32/33	20/25	30:06
	64/40.9	89/719	33/18	240	26	13	9	4	26/26	18/28	29:54
1991	75/39.9	116/933	37/14	292	32	8	20	4	31/31	23/33	27:05
	65/41.6	84/685	27/11	344	38	14	21	3	38/38	26/41	32:55
1992	74/42.1	106/941	28/18	299	31	13	15	3	29/31	28/36	32:05
	74/42.0	104/814	34/21	225	24	6	15	3	24/24	19/28	27:55
1993	89/42.5	100/861	28/15	308	32	13	16	3	32/32	28/30	32:15
	82/43.9	77/652	37/14	281	30	6	16	8	29/30	24/29	27:45
1994	97/39.7	119/974	18/8	316	35	15	17	3	32/32	24/29	31:58
	97/42.2	91/763	31/14	234	23	7	12	4	22/22	24/29	28:02
1995	59/40.1	109/839	24/13	407	44	17	21	6	39/39	34/41	32:36
	85/43.3	101/931	30/12	327	37	9	24	4	34/34	23/25	27:24
1996	72/40.7	84/665	27/14	344	39	18	15	6	37/37	23/30	30:08
	86/43.8	97/746	28/17	257	27	7	17	3	26/26	21/26	29:52
1997	64/42.6	95/861	25/14	372	44	19	22	3	40/40	22/25	32:05
	66/42.5	90/708	26/14	307	31	5	24	1	26/26	21/26	27:55
1998	82/43.5	79/690	18/12	263	26	8	13	5	23/23	26/32	30:20
	76/45.8	106/854	28/13	303	30	8	17	5	23/24	32/41	29:40
1999	84/45.2	119/945	19/7	317	35	14	19	2	30/31	25/29	31:28
	92/40.6	101/813	29/14	320	36	10	20	6	34/35	20/26	28:32
2000	91/43.3	81/667	24/11	321	35	19	12	4	32/33	25/30	31:27
	81/43.3	105/876	25/18	255	24	9	13	2	24/24	29/34	28:33
2001	63/41.4	86/737	28/9	352	38	17	16	5	34/37	30/44	34:10
	87/42.3	71/585	27/12	212	26	5	19	2	23/24	9/20	25:50
2002	63/41.0	90/712	26/14	390	43	15	26	2	35/37	29/40	32:47
	77/40.3	106/927	22/17	345	41	16	19	6	37/38	20/26	27:13
2003	84/41.4	111/1,005	24/11	300	33	10	19	4	31/32	23/32	30:42
	91/40.6	96/709	24/11	327	38	14	20	4	32/25	21/24	29:18
2004	67/43.0	99/837	20/8	372	41	16	20	5	40/40	28/33	34:00
	79/42.7	104/875	28/13	351	26	8	14	4	24/24	23/27	26:01
2005	69/41.7	99/876	22/9	389	45	21	21	3	45/45	24/29	31:16
	80/43.3	120/1,031	30/15	258	27	10	15	2	24/25	24/30	28:44
2006	66/41.3	69/611	27/14	353	42	16	23	3	41/41	20/27	31:13
	86/43.8	104/862	16/9	315	36	9	21	6	36/36	21/27	28:47
2007	68/42.4	80/651	21/8	393	46	9	34	3	44/44	23/25	33:18
	82/43.0	73/556	30/14	269	31	6	22	3	29/30	18/22	26:42
2008	78/39.8	95/812	28/10	347	38	16	19	3	36/37	27/31	31:29
	91/42.5	91/801	22/9	223	21	7	12	2	21/21	24/27	28:31
2009	72/42.7	85/769	21/11	368	41	10	28	3	41/41	27/31	32:13
	86/42.8	102/903	21/10	324	37	7	22	8	32/32	22/29	27:47

Steelers Year-By-Year Leaders

Rushing

Year	Player	Att	Yards	Avg	LG	TDs
1934	Warren Heller	132	528	4.0	—	—
1935	Art Strutt	92	323	3.5	—	1
1936	Warren Heller	106	322	3.0	—	3
1937	John Karcis	128	511	4.0	—	3
1938	Byron White (rookie)	152	567#	3.7	—	4
1939	Boyd Brumbaugh	111	343	3.1	—	3
1940	Lou Tomasetti	68	246	3.6	—	2
1941	Dick Riffe	109	388	3.6	54	1
1942	Bill Dudley (rookie)	162	696#	4.3	42	5
1943	Jack Hinkle	116	571	4.9	—	4
1944	John Grigas	185	610	3.2	—	3
1945	Buist Warren	96	285	3.0	75	2
1946	Bill Dudley	146	604#	4.1	42	3
1947	Johnny Clement	129	670	5.2	43	4
1948	Bob Cifers	112	361	3.2	21	1
1949	Jerry Nuzum	139	611	4.4	64	5
1950	Joe Geri	188	705	3.8	45	2
1951	Fran Rogel	109	385	3.5	51	3
1952	Ray Mathews	66	315	4.7	36	0
1953	Fran Rogel	137	527	3.8	58	2
1954	Fran Rogel	111	415	3.8	16	1
1955	Fran Rogel	168	588	3.5	19	2
1956	Fran Rogel	131	476	3.6	40	2
1957	Billy Wells	154	532	3.5	51	0
1958	Tom Tracy	169	714	4.2	64	5
1959	Tom Tracy	199	794	4.0	51	3
1960	Tom Tracy	192	680	3.4	28	5
1961	John Henry Johnson	213	787	3.9	44	6
1962	John Henry Johnson	251	1,141	4.5	40	7
1963	John Henry Johnson	186	775	4.2	48	4
1964	John Henry Johnson	235	1,048	4.7	45	7
1965	Dick Hoak	131	426	3.2	42	5
1966	Bill Asbury	169	544	3.3	45	7
1967	Don Shy (rookie)	99	341	3.4	33	4
1968	Dick Hoak	175	858	4.9	77†	3
1969	Dick Hoak	151	531	3.5	13	2
1970	John Fuqua	138	691	5.0	85	7
1971	John Fuqua	155	625	4.0	30	4
1972	Franco Harris (rookie)	188	1,055	5.6*	75†	10
1973	Franco Harris	188	698	3.7	35	3
1974	Franco Harris	208	1,006	4.8	54	5
1975	Franco Harris	262	1,246	4.8	36	10
1976**	Franco Harris	289	1,128	3.9	30	14*
	Rocky Bleier	220	1,036	4.7	28	5
1977	Franco Harris	300	1,162	3.9	61†	11
1978	Franco Harris	310	1,082	3.5	37	8
1979	Franco Harris	261	1,186	4.4	71	11
1980	Franco Harris	208	789	3.8	26	4
1981	Franco Harris	242	987	4.1	50	8
1982	Franco Harris	140	604	4.3	21	2
1983	Franco Harris	279	1,007	3.6	19	5
1984	Frank Pollard	213	851	4.0	52	6
1985	Frank Pollard	233	991	4.3	56	3
1986	Earnest Jackson	216	910	4.2	31	5
1987	Earnest Jackson	180	696	3.9	39	1
1988	Merril Hoge	170	705	4.1	20	3
1989	Tim Worley (rookie)	195	770	3.9	38	5
1990	Merril Hoge	203	772	3.8	41†	7
1991	Merril Hoge	165	610	3.7	24	2
1992	Barry Foster	390†	1,690†	4.3	69	11†
1993	Leroy Thompson	205	763	3.7	36	3
1994	Barry Foster	216	851	3.9	29†	5
1995	Eric Pegrum	213	813	3.8	38	5
1996	Jerome Bettis	320	1,431	4.5	50†	11
1997	Jerome Bettis	375	1,665	4.4	34	7
1998	Jerome Bettis	316	1,185	3.8	42	3
1999	Jerome Bettis	299	1,091	3.6	35	7
2000	Jerome Bettis	355	1,341	3.8	30	8
2001	Jerome Bettis	225	1,072	4.8	48	4
2002	Amos Zereoue	193	762	3.9	42	4
2003	Jerome Bettis	246	811	3.3	21	7
2004	Jerome Bettis	250	941	3.8	29	13
2005	Willie Parker	255	1,202	4.7	80†	4
2006	Willie Parker	337	1,494	4.4	76	13
2007	Willie Parker	321	1,315	4.1	32	2
2008	Willie Parker	210	791	3.7	34†	5
2009	Rashard Mendenhall	242	1,108	4.6	60	7

† AFC leader * Tied for NFL lead ‡ Tied for AFC lead * Team record + Team record for TE † Team record for RB # NFL leader

** Only time team had two 1,000-yard rushers



Steelers Year-By-Year Leaders

MEDIA INFORMATION

FOOTBALL STAFF

2010 PLAYERS

2009 IN REVIEW

STEELERS HISTORY

RECORDS

Total Yards from Scrimmage

Year	Player	Total Yards	Rush. Yards	Rec. Yards
1947	Johnny Clement	676	670	6
1948	Val Jansante	620	3	623
1949	Jerry Nuzum	692	611	81
1950	Joe Geri	738	705	33
1951	Lynn Chandrois	822	332	490
1952	Elbie Nickel	884	0	884
1953	Lynn Chandrois	882	470	412
1954	Ray Mathews	894	242	652
1955	Ray Mathews	949	187	762
1956	Fran Rogel	564	476	88
1957	Jack McClairen	630	0	630
1958	Tom Tracy	1,249	714	535
1959	Tom Tracy	1,067	794	273
1960	Tom Tracy	1,025	680	345
1961	John Henry Johnson	1,111	787	324
1962	John Henry Johnson	1,367	1,141	226
1963	Buddy Dial	1,295	0	1,295
1964	John Henry Johnson	1,117	1,048	69
1965	Gary Ballman	905	46	859
1966	Roy Jefferson	808	36	772
1967	J.R. Wilburn	767	0	767
1968	Roy Jefferson	1,131	57	1,074
1969	Roy Jefferson	1,125	46	1,079
1970	Frenchy Fuqua	980	691	289
1971	Frenchy Fuqua	1,052	625	427
1972	Franco Harris (rookie)	1,235	1,055	180
1973	Franco Harris	767	698	69
1974	Franco Harris	1,206	1,006	200
1975	Franco Harris	1,460	1,246	214
1976	Rocky Bleier	1,330	1,036	294
1977	Franco Harris	1,224	1,162	62
1978	Franco Harris	1,226	1,082	144
1979	Franco Harris	1,477	1,186	291
1980	Franco Harris	985	789	196
1981	Franco Harris	1,237	987	250
1982	Franco Harris	853	604	249
1983	Franco Harris	1,285	1,007	278
1984	John Stallworth	1,395	0	1,395*
1985	Frank Pollard	1,241	991	250
1986	Walter Abercrombie	1,272	877	395
1987	Earnest Jackson	748	696	52
1988	Merril Hoge	1,192	705	487
1989	Louis Lipps	1,124	180	944
1990	Merril Hoge	1,114	772	342
1991	Merril Hoge	989	610	379
1992	Barry Foster	2,034*	1,690*	344
1993	Leroy Thompson	1,022	763	259
1994	Byron "Bam" Morris (rookie)	1,040	836	204
1995	Yancey Thigpen	1,308	1	1,307
1996	Jerome Bettis	1,553	1,431	122
1997	Jerome Bettis	1,775	1,665	110
1998	Jerome Bettis	1,275	1,185	90
1999	Jerome Bettis	1,201	1,091	110
2000	Jerome Bettis	1,438	1,341	97
2001	Jerome Bettis	1,120	1,072	48
2002	Hines Ward	1,471	142	1,329
2003	Hines Ward	1,224	61	1,163
2004	Hines Ward	1,029	25	1,004
2005	Willie Parker	1,420	1,202	218
2006	Willie Parker	1,716	1,494	222
2007	Willie Parker	1,480	1,316	164
2008	Hines Ward	1,047	4	1,043
2009	Rashard Mendenhall	1,369	1,108	26

Steelers Year-By-Year Leaders

Passing

Year	Player	Att	Comp	Yards	TDs	Ints	Rtg.
1934	Warren Heller	112	31	511	—	15	—
1935	Warren Heller	41	9	88	—	—	—
1936	Ed Matesic	138	64	850	—	16	—
1937	Ed Fiske	43	17	318	—	4	—
1938	Frank Filchok (rookie)	101	41	469	—	11	—
1939	Hugh McCullough (rookie)	100	32	443	2	12	14.3
1940	Bill Patterson	117	34	529	—	15	—
1941	Boyd Brumbaugh	41	13	260	2	8	31.7
1942	Bill Dudley (rookie)	94	35	438	2	5	37.4
1943	Roy Zimmerman	124	43	846	9	17	44.2
1944	Johnny Grigas	131	50	690	6	21	31.6
1945	Buist Warren	92	36	368	0	10	11.8
1946	Bill Dudley	90	32	452	2	9	20.3
1947	Johnny Clement	123	52	1,004	7	9	59.9
1948	Ray Evans	137	64	924	5	17	41.9
1949	Joe Geri (rookie)	77	31	554	5	5	60.2
1950	Joe Geri	113	41	866	6	15	42.3
1951	Chuck Ortman (rookie)	139	56	671	3	13	24.0
1952	Jim Finks	336	158	2,307	2*	19	66.1
1953	Jim Finks	292	131	1,484	8	14	49.7
1954	Jim Finks	306	164	2,003	14	19	63.6
1955	Jim Finks	344	165	2,270	10	26*	47.6
1956	Ted Marchibroda	275	124	1,585	12	19	49.6
1957	Earl Morrill	289	139	1,900	11	12	64.7
1958	Bobby Layne	268	133	2,339	14	12	78.4
1959	Bobby Layne	297	142	1,986	20	21	62.6
1960	Bobby Layne	209	103	1,814	13	17	66.3
1961	Rudy Bukich	156	89	1,253	11	16	67.2
1962	Bobby Layne	233	116	1,686	9	17	56.3
1963	Ed Brown	362	168	2,982	21	20	71.5
1964	Ed Brown	272	121	1,990	12	19	55.2
1965	Bill Nelsen	270	121	1,917	8	17	52.8
1966	Ron Smith	181	79	1,249	8	12	54.4
1967	Kent Nix	268	136	1,587	8	19	49.5
1968	Dick Shiner	304	148	1,856	18	17	64.5
1969	Dick Shiner	209	97	1,422	7	10	60.4
1970	Terry Bradshaw (rookie)	218	83	1,410	6	24	30.6
1971	Terry Bradshaw	373	203	2,259	13	22	59.8
1972	Terry Bradshaw	308	147	1,887	12	12	64.1
1973	Terry Bradshaw	180	89	1,183	10	15	54.7
1974	Joe Gilliam	212	96	1,274	4	8	55.4
1975	Terry Bradshaw	286	165	2,055	18	9	87.8
1976	Terry Bradshaw	192	92	1,177	10	9	65.3
1977	Terry Bradshaw	314	162	2,523	17	19	71.2
1978	Terry Bradshaw	368	207	2,915†	28	20	84.8
1979	Terry Bradshaw	472	259	3,724	26	25	77.0
1980	Terry Bradshaw	424	218	3,339	24	22	75.1
1981	Terry Bradshaw	370	201	2,887	22	14	84.0
1982	Terry Bradshaw	240	127	1,768	17	11	81.4
1983	Cliff Stoudt	381	197	2,553	12	21	60.8
1984	Mark Malone	272	147	2,137	16	17	73.3
1985	Mark Malone	233	117	1,428	13	7	75.6
1986	Mark Malone	425	216	2,444	15	18	62.6
1987	Mark Malone	336	156	1,896	6	19	46.5
1988	Bubby Brister	370	175	2,634	11	14	65.3
1989	Bubby Brister	342	187	2,365	9	10	73.1
1990	Bubby Brister	387	223	2,725	20	14	81.6
1991	Neil O'Donnell	286	156	1,963	11	7	78.8
1992	Neil O'Donnell	313	185	2,283	13	9	83.6
1993	Neil O'Donnell	486	270	3,208	14	7	79.5
1994	Neil O'Donnell	370	212	2,443	13	9	78.9
1995	Neil O'Donnell	416	246	2,970	17	7	87.7
1996	Mike Tomczak	401	222	2,767	15	17	71.8
1997	Kordell Stewart	440	236	3,020	21	17	75.2
1998	Kordell Stewart	458	252	2,560	11	18	62.9
1999	Mike Tomczak	258	139	1,625	12	8	75.8
2000	Kordell Stewart	289	151	1,860	11	8	73.6
2001	Kordell Stewart	442	266	3,106	14	11	81.7
2002	Tommy Maddox	377	234	2,836	20	16	85.2
2003	Tommy Maddox	519*	298	3,414	18	17	75.3
2004	Ben Roethlisberger (rookie)	295	196	2,621	17	11	98.1
2005	Ben Roethlisberger	268	168	2,385	17	9	98.6
2006	Ben Roethlisberger	469	280	3,513	18	23	75.4
2007	Ben Roethlisberger	404	264	3,154	32*	11	104.1*
2008	Ben Roethlisberger	469	281	3,301	17	15	80.1
2009	Ben Roethlisberger	506	337*	4,328*	26	12	100.5

† AFC Leader * Tied for NFL lead § Tied for AFC lead * Team record + Team record for TE † Team record for RB # NFL leader



Steelers Year-By-Year Leaders

MEDIA INFORMATION

FOOTBALL STAFF

2010 PLAYERS

2009 IN REVIEW

STEELERS HISTORY

RECORDS

Pass Receiving (Receptions)

Year	Player	No	Yards	Avg	LG	TDs
1934	Ben Smith	12	190	15.8	—	0
1935	Jim Levey	11	112	10.2	—	2
1936	Wilbur Sortet	14	197	14.1	—	1
1937	Johnny Blood	10	168	16.8	—	4
1938	Bill Davidson	12	229	19.1	—	0
1939	Sam Boyd (rookie)	21	423	20.1	—	2
1940	George Piatukas	15	290	19.3	—	2
1941	Don Looney	10	186	18.6	66	1
1942	Walt Kichefski	15	189	12.6	26	0
1943	Tony Bova	17	419	24.7	51	5
1944	Ed Rucinski	22	284	12.9	40	1
1945	Tony Bova	15	220	14.7	52	0
1946	Val Jansante	10	136	13.6	34	1
1947	Val Jansante	35	599	17.1	46	5
1948	Val Jansante	39	623	16.0	66	3
1949	Val Jansante	29	445	15.3	47	4
1950	Val Jansante	26	353	13.6	40	0
1951	Hank Minarik (rookie)	35	459	13.1	37	9
1952	Elbie Nickel	55	884	16.1	54	9
1953	Elbie Nickel	62	743	12.0	40	4
1954	Ray Mathews (RB)	44	652	14.8	78	6
1955	Ray Mathews (RB)	42	762	18.1	61	6
1956	Ray Mathews (RB)	31	540	17.4	64	5
1957	Jack McClairan	46	630	13.7	48	2
1958	Jimmy Orr	33	910	27.6	78	7
1959	Jimmy Orr	35	604	17.3	43	5
1960	Buddy Dial	40	972	24.3	70	9
1961	Buddy Dial	53	1,047	19.8	88	12*
1962	Buddy Dial	50	981	19.6	62	6
1963	Buddy Dial	60	1,295	21.6	83	9
1964	Gary Ballman (RB)	47	935	19.9	47	7
1965	Gary Ballman (RB)	40	859	21.5	88	5
1966	John Hilton (TE)	46	603	13.1	32	4
1967	J.R. Wilburn	51	767	15.0	66	5
1968	Roy Jefferson	58	1,074	18.5	62	11
1969	Roy Jefferson	67	1,079	16.1	63	9
1970	Ron Shanklin (rookie)	30	691	23.0	81	4
1971	Ron Shanklin	49	652	13.3	42	6
	John Fuqua (RB)	49	427	8.7	40	1
1972	Ron Shanklin	38	669	17.6	57	3
1973	Ron Shanklin	30	711	23.7	67	10
1974	Frank Lewis	30	365	12.2	31	4
1975	Lynn Swann	49	781	15.9	43	11
1976	Lynn Swann	28	576	20.6	47	3
1977	Lynn Swann	50	789	15.8	47	7
1978	Lynn Swann	61	880	14.4	62	11
1979	John Stallworth	70	1,183	16.9	65†	8
1980	Lynn Swann	44	710	16.1	68†	7
1981	John Stallworth	63	1,098	17.4	55	5
1982	Franco Harris (RB)	31	249	8.0	20	0
1983	Calvin Sweeney	39	577	14.8	42	5
1984	John Stallworth	80	1,395	17.4	51	11
1985	John Stallworth	75	937	12.5	41	5
1986	Walter Abercrombie (RB)	47	395	8.4	27	2
1987	John Stallworth	41	521	12.7	45	2
1988	Louis Lipps	50	973	19.5	89†	5
	Merril Hoge (RB)	50	487	9.7	40	3
1989	Louis Lipps	50	944	18.9	79†	5
1990	Louis Lipps	50	682	13.6	37	3
1991	Louis Lipps	55	671	12.2	35	2
1992	Jeff Graham	49	711	14.5	51	1
1993	Eric Green (TE)	63+	942+	15.0	71†	5
1994	John L. Williams	51†	378	7.4	23	2
1995	Yancey Thigpen	85	1,307	15.4	43	5
1996	Andre Hastings	72	739	10.3	38	6
1997	Yancey Thigpen	79	1,398*	17.7	69†	7
1998	Courtney Hawkins	66	751	11.4	53	1
1999	Troy Edwards (rookie)	61	714	11.7	41	5
	Hines Ward	61	638	10.5	42	7
2000	Hines Ward	48	672	14.0	77†	4
2001	Hines Ward	94	1,003	10.7	34	4
2002	Hines Ward	112*	1,329	11.9	72†	12*
2003	Hines Ward	95	1,163	12.2	50	10
2004	Hines Ward	80	1,004	12.6	58	4
2005	Hines Ward	69	975	14.1	85†	11
2006	Hines Ward	74	975	13.2	70†	6
2007	Hines Ward	71	732	10.3	25	7
2008	Hines Ward	81	1,043	12.9	49	7
2009	Hines Ward	95	1,167	12.3	54	6

Steelers Year-By-Year Leaders

Scoring

Year	Player	TDs	PATs	FGs	TP
1935	Armand Niccolai	0	10	6	28
1936	Armand Niccolai	0	7	7	28
1937	Johnny "Blood" McNally	5	0	0	30
1938	Byron White (rookie)/Bill Sortet	4	0	0	24
1939	Armand Niccolai	0	15	3	24
1940	Armand Niccolai	0	6	6	24
1941	Art Jones	5	0	0	30
1942	Bill Dudley (rookie)	6	0	0	36
1943	Ernie Steele/Bob Thurbon	6	0	0	36
1944	Bob Thurbon	5	0	0	30
1945	Bill Dudley	3	2	0	20
1946	Bill Dudley	5	12	2	48
1947	Steve Lach	9	0	0	54
1948	Joe Glamp	3	26	4	56
1949	Joe Geri (rookie)	5	12	1	45
1950	Joe Geri	3	22	8	64
1951	Joe Geri	4	22	7	67
1952	Elbie Nickel	9	0	0	54
1953	Nick Bolkovac	1	27	4	45
1954	Ray Mathews	8	0	0	48
1955	Ray Mathews	7	0	0	42
1956	Elbie Nickel/Lynn Chandrois	5	0	0	30
1957	Earl Girard	4	2	1	29
1958	Tom Miner	0	31	14	73
1959	Bobby Layne	2	32	11	77
1960	Tom Tracy	9	0	3	63
1961	Buddy Dial	12	0	0	72
1962	Lou Michaels	0	32	26	110
1963	Lou Michaels	0	32	21	95
1964	Mike Clark	0	28	13	67
1965	Mike Clark	0	19	11	52
1966	Mike Clark	0	34	21	97
1967	Mike Clark	0	35	12	71
1968	Roy Jefferson	12	0	0	72
1969	Gene Mingo	0	26	12	62
1970	John Fuqua	9	0	0	54
1971	Roy Gerela	0	27	17	78
1972	Roy Gerela	0	35	28	119
1973	Roy Gerela	0	36	29	123
1974	Roy Gerela	0	33	20	93†
1975	Roy Gerela	0	44	17	95
1976	Franco Harris	14	0	0	84
1977	Franco Harris	11	0	0	66
1978	Roy Gerela	0	44	17	95
1979	Matt Bahr (rookie)	0	50*	18	104
1980	Matt Bahr	0	39	19	96
1981	Dave Trout (rookie)	0	38	12	74
1982	Gary Anderson (rookie)	0	22	10	52
1983	Gary Anderson	0	38	27	119†
1984	Gary Anderson	0	45	24	117†
1985	Gary Anderson	0	40	33#	139†
1986	Gary Anderson	0	32	21	95
1987	Gary Anderson	0	21	22	87
1988	Gary Anderson	0	34	28	118
1989	Gary Anderson	0	28	21	91
1990	Gary Anderson	0	32	20	92
1991	Gary Anderson	0	31	23	100
1992	Gary Anderson	0	29	28	113
1993	Gary Anderson	0	32	28	116
1994	Gary Anderson	0	32	24	104
1995	Norm Johnson	0	39	34*	141†*
1996	Norm Johnson	0	37	23	106
1997	Norm Johnson	0	40	22	106
1998	Norm Johnson	0	21	26	99
1999	Kris Brown (rookie)	0	30	25	105
2000	Kris Brown	0	32	25	107
2001	Kris Brown	0	34	30	124
2002	Hines Ward	12	0	0	78
2003	Jeff Reed	0	31	23	100
2004	Jeff Reed	0	40	28	124
2005	Jeff Reed	0	45	24	117
2006	Jeff Reed	0	41	20	101
2007	Jeff Reed	0	44	23	113
2008	Jeff Reed	0	36	27	117
2009	Jeff Reed	0	41	27	122

† AFC Leader * Tied for NFL lead § Tied for AFC lead * Team record + Team record for TE † Team record for RB # NFL leader



Steelers Year-By-Year Leaders

Interceptions

Year	Player	No	Yards	LG	TDs
1946	Bill Dudley	10#	242	80t	1
1947	Tony Compagno	4	168	64t	2*
	Walt Slater	4	38	38	0
1948	Tony Compagno	7t	79	82t	1
1949	Howard Hartley	6	63	41	0
1950	Howard Hartley	5	84	38	0
1951	Howard Hartley	10	69	23	0
1952	Jack Butler	7	168	41	0
1953	Jack Butler	9	147	28	1
1954	Paul Cameron (rookie)	7	118	32	0
1955	Richie McCabe (rookie)	3	29	25	0
1956	Jack Butler	6	113	34	0
1957	Jack Butler	10	85	20	0
1958	Jack Butler	9	81	19	0
1959	Dean Derby	7	127	24	0
1960	Dick Moegle	6	49	31	0
1961	John Sample	8	141	42	0
1962	Clendon Thomas	7	48	15	0
1963	Clendon Thomas	8	122	32	0
1964	Brady Keys	2	11	11	0
1964	Dick Haley	2	11	8	0
	Willie Daniel	2	4	4	0
1965	Jim Bradshaw	5	117	82t	1
1966	Marv Woodson	4	91	56t	1
1966	Jim Bradshaw	4	82	28	1
	Brady Keys	4	0	0	0
1967	Marv Woodson	7	49	24	0
1968	Paul Martha	3	43	23	0
	Ray May	3	31	25t	1
	Marv Woodson	3	23	12	0
1969	Bob Hohn	5	64	24	0
	Paul Martha	5	37	15	0
1970	Lee Calland	7	38	21	0
1971	John Rowser	4	94	70t	1
1972	Jack Ham	7	83	32t	1
1973	Mike Wagner	8*	134	38	0
1974	Glen Edwards	5	153	59	1
	J.T. Thomas	5	22	14	0
	Jack Ham	5	13	10	0
1975	Mel Blount	11#*	121	47	0
1976	Glen Edwards	6	95	55	0
	Mel Blount	6	75	28	0
1977	Mel Blount	6	65	37	0
1978	Tony Dungy	6	95	65	0
1979	Jack Lambert	6	29	23	0
1980	Donnie Shell	7	135	67	0
1981	Mel Blount	6	106	50t	1
	Jack Lambert	6	76	31	0
1982	Dwayne Woodruff	5t	53	30	0
	Donnie Shell	5t	27	18	0
1983	Rick Woods	5	53	31	0
	Donnie Shell	5	18	18	0
1984	Donnie Shell	7	71	52t	1
1985	Dwayne Woodruff	5	80	33	0
1986	Lupe Sanchez	3	71	67t	1
	Eric Williams	3	44	25	0
	Donnie Shell	3	29	17	0
	Rick Woods	3	26	23	0
	Harvey Clayton	3	18	14	0
	Bryan Hinkle	3	7	6	0
1987	Dwayne Woodruff	5	91	33t	1
1988	Dwayne Woodruff	4	109	78t	1
	Rod Woodson	4	98	29	0
1989	Dwayne Woodruff	4	57	35	0
1990	Rod Woodson	5	67	34	0
1991	Thomas Everett	4	53	27	0
1992	Darren Perry (rookie)	6	69	34	0
1993	Rod Woodson	8	138	63t	1
1994	Darren Perry	7	112	42	0
1995	Willie Williams	7t	122	63t	1
1996	Rod Woodson	6	121	43t	1
1997	Donnell Woolford	4	91	34	0

Steelers Year-By-Year Leaders

Interceptions Continued

1998	Dewayne Washington	5	178	78t	2
1999	Scott Shields (rookie)	4	75	25	0
	Dewayne Washington	4	1	1	0
2000	Dewayne Washington	5	59	31	0
	Chad Scott	5	49	33	0
2001	Chad Scott	5	204	62	2
2002	Joey Porter	4	153	84	0
	Brent Alexander	4	37	25	0
2003	Brent Alexander	4	63	34	0
2004	Troy Polamalu	5	58	26t	1
2005	Chris Hope	3	60	55	0
2006	Troy Polamalu	3	51	49	0
	Bryant McFadden	3	39	39	0
2007	Ike Taylor	3	56	51t	1
2008	Troy Polamalu	7	59	23	0
2009	Troy Polamalu	3	17	16	0
	Ryan Clark	3	0	0	0

Quarterback Sacks

Year	Player	No.	Year	Player	No.
1972	Joe Greene	11.0	1990	Gerald Williams	6.0
1973	L.C. Greenwood	8.5	1991	Jerrold Williams	9.0
1974	Ernie Holmes	11.5	1992	Greg Lloyd	6.5
1975	Ernie Holmes	8.5	1993	Kevin Greene	12.5
1976	Joe Greene	6.0	1994	Kevin Greene	14.0
1977	Steve Furness	8.5	1995	Kevin Greene	9.0
1978	L.C. Greenwood	9.0	1996	Chad Brown	13.0
1979	L.C. Greenwood	7.0	1997	Carnell Lake	6.0
	Steve Furness	7.0	1998	Jason Gildon	11.0
1980	L.C. Greenwood	5.0	1999	Jason Gildon	8.5
1981	Gary Dunn	8.0	2000	Jason Gildon	13.5
1982	Tom Beasley	6.0	2001	Jason Gildon	12.0
	Gary Dunn	6.0	2002	Jason Gildon	9.0
1983	Keith Willis	14.0		Joey Porter	9.0
1984	Mike Merriweather	15.0	2003	Kimo von Oelhoffen	8.0
1985	Keith Willis	12.0	2004	Aaron Smith	8.0
1986	Keith Willis	5.5	2005	Joey Porter	10.5
1987	Mike Merriweather	5.5	2006	Joey Porter	7.0
1988	Tim Johnson	4.0	2007	James Harrison	8.5
1989	Greg Lloyd	7.0	2008	James Harrison	16.0*
			2009	LaMarr Woodley	13.5

† AFC leader * Tied for NFL lead § Tied for AFC lead * Team record + Team record for TE ‡ Team record for RB # NFL leader



Steelers 100/300-Yard Performances

300-Yard Passing Games by Steelers

Before 1970 NFL Merger

Date	Opponent	Score	Player	No./Yards	TDs
11-16-52	at Cleveland	[L 29-28]	Jim Finks	306	4 TDs
9-26-54	at Green Bay	[W 21-20]	Jim Finks	327	N/A
11-5-55	at Chicago Cards	[L 27-13]	Jim Finks	337	N/A
12-13-58	Chicago Cards	[W 38-21]	Bobby Layne	409	N/A
12-18-66	at Atlanta	[W 57-33]	Bill Nelsen	334	N/A

Since 1970 NFL Merger

Date	Opponent	Score	Player	No.-Comp.-Yards	TDs	Int.
9-22-74	at Denver [ot]	[T 35-35]	Joe Gilliam	50-31-348	1 TD	1 Int.
***1-21-79	vs. Dallas	[W 35-31]	Terry Bradshaw	30-17-318	4 TDs	1 Int.
11-4-79	Washington	[W 38-7]	Terry Bradshaw	27-15-311	4 TDs	1 Int.
11-25-79	Cleveland	[W 33-30]	Terry Bradshaw	44-30-364	1 TD	1 Int.
12-2-79	Cincinnati	[W 37-17]	Terry Bradshaw	29-17-339	2 TDs	1 Int.
***1-20-80	vs. Los Angeles Rams	[W 31-19]	Terry Bradshaw	21-14-309	2 TDs	3 Int.
10-26-80	at Cleveland	[L 27-26]	Cliff Stoudt	37-18-310	0 TDs	1 Int.
9-6-81	Kansas City	[L 37-33]	Terry Bradshaw	36-21-319	2 TDs	2 Int.
*1-9-83	San Diego	[L 31-28]	Terry Bradshaw	39-28-335	2 TDs	2 Int.
*1-6-85	at Miami	[L 45-28]	Mark Malone	36-20-312	3 TDs	3 Int.
9-30-85	Cincinnati	[L 37-24]	Mark Malone	44-26-374	3 TDs	2 Int.
12-21-86	Kansas City	[L 24-19]	Mark Malone	43-22-351	0 TDs	1 Int.
9-25-88	at Buffalo	[L 36-28]	Bubby Brister	36-22-330	2 TDs	3 Int.
12-4-88	at Houston	[W 37-34]	Bubby Brister	36-17-311	3 TDs	0 Int.
10-14-90	at Denver	[W 34-17]	Bubby Brister	28-21-353	4 TDs	0 Int.
11-10-91	at Cincinnati [ot]	[W 33-27]	Neil O'Donnell	39-24-309	3 TDs	0 Int.
10-24-93	at Cleveland	[L 28-23]	Neil O'Donnell	39-25-355	0 TDs	1 Int.
11-20-94	Miami [ot]	[W 16-13]	Mike Tomczak	42-26-343	0 TDs	0 Int.
**1-15-95	San Diego	[L 17-13]	Neil O'Donnell	54-32-349	1 TD	0 Int.
10-19-95	Cincinnati	[L 27-9]	Neil O'Donnell	52-30-359	0 TDs	1 Int.
11-5-95	at Chicago [ot]	[W 37-34]	Neil O'Donnell	52-34-341	2 TDs	2 Int.
11-19-95	at Cincinnati	[W 49-31]	Neil O'Donnell	31-24-377	3 TDs	0 Int.
12-24-95	at Green Bay	[L 24-19]	Neil O'Donnell	55-33-318	1 TD	0 Int.
10-7-96	at Kansas City	[W 17-7]	Mike Tomczak	32-20-338	0 TDs	1 Int.
10-26-97	Jacksonville	[W 23-17]	Kordell Stewart	42-25-317	2 TDs	1 Int.
12-7-97	Denver	[W 35-24]	Kordell Stewart	29-18-303	3 TDs	1 Int.
12-16-01	at Baltimore	[W 26-21]	Kordell Stewart	31-20-333	2 TDs	0 Int.
11-10-02	Atlanta [ot]	[T 34-34]	Tommy Maddox	41-28-473	4 TDs	1 Int.
*1-5-03	Cleveland	[W 36-33]	Tommy Maddox	38-30-367	3 TDs	2 Int.
9-14-03	at Kansas City	[L 41-20]	Tommy Maddox	47-28-336	1 TD	3 Int.
9-28-03	Tennessee	[L 30-13]	Tommy Maddox	47-31-332	0 TDs	2 Int.
11-17-03	at San Francisco	[L 30-14]	Tommy Maddox	44-25-327	1 TD	1 Int.
11-30-03	Cincinnati	[L 24-20]	Tommy Maddox	42-28-313	1 TD	1 Int.
12-18-04	at New York Giants	[W 33-30]	Ben Roethlisberger	28-18-316	1 TD	2 Int.
12-4-05	Cincinnati	[L 38-31]	Ben Roethlisberger	41-29-386	3 TDs	3 Int.
10-29-06	at Oakland	[L 20-13]	Ben Roethlisberger	37-25-301	1 TD	4 Int.
11-5-06	Denver	[L 31-20]	Ben Roethlisberger	54-38#-433	1 TD	3 Int.
*1-5-08	Jacksonville	[L 31-29]	Ben Roethlisberger	42-29-337	2 TDs	3 Int.
10-5-08	at Jacksonville	[W 26-21]	Ben Roethlisberger	41-26-309	3 TDs	1 Int.
11-16-08	San Diego	[W 11-10]	Ben Roethlisberger	41-31-308	0 TDs	1 Int.
12-21-08	Tennessee	[L 31-14]	Ben Roethlisberger	39-25-329	2 TDs	2 Int.
9-10-09	Tennessee	[W 13-10]	Ben Roethlisberger	43-33-363	1 TD	2 Int.
10-4-09	San Diego	[W 38-28]	Ben Roethlisberger	33-26-333	2 TDs	0 Int.
10-19-09	Cleveland	[W 27-14]	Ben Roethlisberger	35-23-417	2 TDs	1 Int.
11-22-09	at Kansas City	[L 27-24]	Ben Roethlisberger	42-32-398	3 TDs	2 Int.
12-20-09	Green Bay	[W 37-36]	Ben Roethlisberger	46-29-503#	3 TDs	0 Int.

Since 1970 NFL Merger

Total Games with 300-Yards Passing: 46 Wins: 23 Losses: 21 Ties: 2

Total Home Games with 300-Yards Passing: 24 Wins: 12 Losses: 11 Ties: 1

Total Away Games with 300-Yards Passing: 20 Wins: 9 Losses: 10 Ties: 1

Total Neutral Games with 300-Yards Passing: 2 Wins: 2 Losses: 0

*AFC Playoff game **AFC Championship game ***Super Bowl #Team record

Steelers 100/300-Yard Performances

300-Yard Passing Games by Steelers Opponents

Before 1970 NFL Merger

Date	Opponent	Score	Player	No.-Comp.-Yards	TDs	Int.
9-28-69	at Philadelphia	[L 41-27]	Norm Snead	30-22-335	5 TDs	1 Int.

Since 1970 NFL Merger

Date	Opponent	Score	Player	No.-Comp.-Yards	TDs	Int.
12-21-71	New York Giants	[W 17-13]	Fran Tarkenton	41-27-302	1 TD	2 Int.
11-2-75	at Cincinnati	[W 30-24]	Ken Anderson	42-19-331	3 TDs	3 Int.
9-12-76	at Oakland	[L 31-28]	Ken Stabler	38-21-342	3 TDs	4 Int.
12-10-77	at Cincinnati	[L 17-10]	Ken Anderson	33-15-303	1 TD	1 Int.
11-5-78	New Orleans	[W 20-14]	Archie Manning	32-22-344	1 TD	1 Int.
10-7-79	at Cleveland	[W 51-35]	Brian Sipe	41-22-365	5 TDs	3 Int.
11-25-79	Cleveland	[W 33-30]	Brian Sipe	38-23-333	3 TDs	1 Int.
10-26-80	at Cleveland	[L 27-26]	Brian Sipe	46-28-349	4 TDs	1 Int.
11-9-80	at Tampa Bay	[W 24-21]	Doug Williams	45-21-302	3 TDs	1 Int.
12-22-80	at San Diego	[L 26-17]	Dan Fouts	37-21-308	0 TDs	0 Int.
9-27-81	New England	[W 27-21]	Matt Cavanaugh	42-22-325	1 TD	1 Int.
10-18-81	at Cincinnati	[L 34-7]	Ken Anderson	28-16-346	2 TDs	0 Int.
11-15-81	at Atlanta	[W 34-20]	Steve Bartkowski	50-33-416	2 TDs	2 Int.
12-20-81	at Houston	[L 21-20]	Gifford Nielsen	37-24-377	3 TDs	2 Int.
9-13-82	at Dallas	[W 36-28]	Danny White	36-25-347	4 TDs	2 Int.
9-19-82	Cincinnati	[W 26-20]	Ken Anderson	38-27-323	0 TDs	3 Int.
1-2-83	Cleveland	[W 37-21]	Paul McDonald	47-22-313	3 TDs	4 Int.
*1-9-83	San Diego	[L 31-28]	Dan Fouts	42-27-333	3 TDs	0 Int.
9-18-83	at Houston	[W 40-28]	Archie Manning	35-16-300	1 TD	4 Int.
10-16-83	Cleveland	[W 44-17]	Brian Sipe	49-27-310	0 TDs	6 Int.
12-2-84	at Houston	[L 23-20]	Warren Moon	45-27-303	1 TD	3 Int.
1-6-85	at Miami	[L 45-28]	Dan Marino	32-21-421	4 TDs	1 Int.
12-8-85	at San Diego	[L 54-44]	Dan Fouts	33-21-372	3 TDs	3 Int.
11-23-86	at Cleveland (ot)	[L 37-31]	Bernie Kosar	46-28-414	2 TDs	1 Int.
9-13-87	San Francisco	[W 30-17]	Joe Montana	49-34-316	2 TDs	3 Int.
10-25-87	Cincinnati	[W 23-20]	Boomer Esiason	32-20-303	2 TDs	2 Int.
*11-1-87	at Miami	[L 35-24]	Dan Marino	31-25-332	4 TDs	2 Int.
11-22-87	at Cincinnati	[W 30-16]	Boomer Esiason	53-30-409	0 TDs	3 Int.
12-13-87	at San Diego	[W 20-16]	Dan Fouts	52-29-334	1 TD	1 Int.
9-11-88	at Washington	[L 30-29]	Doug Williams	52-30-430	2 TDs	1 Int.
11-6-88	at Cincinnati	[L 42-7]	Boomer Esiason	23-16-318	3 TDs	2 Int.
9-17-89	at Cincinnati	[L 41-10]	Boomer Esiason	27-16-328	2 TDs	0 Int.
10-29-89	Kansas City	[W 23-17]	Steve DeBerg	36-24-338	1 TD	2 Int.
*12-31-89	at Houston (ot)	[W 26-23]	Warren Moon	48-29-315	2 TDs	0 Int.
9-8-91	at Buffalo	[L 52-34]	Jim Kelly	43-31-363	6 TDs	2 Int.
11-10-91	at Cincinnati (ot)	[W 33-27]	Boomer Esiason	43-32-361	1 TD	1 Int.
11-17-91	Washington	[L 41-14]	Mark Rypien	28-21-325	2 TDs	0 Int.
11-24-91	Houston	[W 26-14]	Warren Moon	48-24-324	2 TDs	5 Int.
12-22-91	Cleveland	[W 17-10]	Bernie Kosar	49-28-335	1 TD	3 Int.
9-6-92	at Houston	[W 29-24]	Warren Moon	45-29-330	2 TDs	5 Int.
11-15-92	Detroit	[W 17-14]	Erik Kramer	37-20-304	1 TD	1 Int.
12-13-93	at Miami	[W 21-20]	Steve DeBerg	44-27-344	1 TD	2 Int.
11-20-94	Miami	[L 16-14]	Dan Marino	45-31-312	1 TD	1 Int.
12-16-95	New England	[L 41-27]	Drew Bledsoe	60-39-336	3 TDs	1 Int.
12-24-95	at Green Bay	[W 24-19]	Brett Favre	32-23-301	2 TDs	0 Int.
9-22-97	at Jacksonville	[L 30-21]	Mark Brunell	42-24-306	1 TD	0 Int.
12-2-99	at Jacksonville	[L 20-6]	Mark Brunell	37-25-308	1 TD	0 Int.
12-10-00	at New York Giants	[L 30-10]	Kerry Collins	35-24-333	2 TDs	1 Int.
11-25-01	at Tennessee	[W 34-24]	Steve McNair	37-23-334	2 TDs	2 Int.
9-15-02	Oakland	[L 30-17]	Rich Gannon	64-43-403	1 TD	2 Int.
10-21-02	Indianapolis	[W 28-10]	Peyton Manning	48-32-304	1 TD	3 Int.
10-26-03	St. Louis	[L 33-21]	Marc Bulger	37-22-375	1 TD	0 Int.
11-9-03	Arizona	[W 28-15]	Jeff Blake	43-23-307	2 TDs	0 Int.
9-12-04	Oakland	[W 24-21]	Rich Gannon	37-20-305	2 TDs	2 Int.
9-25-05	New England	[L 23-20]	Tom Brady	41-31-372	0 TDs	1 Int.
11-12-06	New Orleans	[W 38-31]	Drew Brees	47-31-398	1 TD	0 Int.
12-9-07	at New England	[L 34-13]	Tom Brady	46-32-399	4 TDs	0 Int.
*1-11-09	San Diego	[W 35-24]	Philip Rivers	35-21-377	3 TDs	1 Int.
**2-1-09	vs. Arizona	[W 27-23]	Kurt Warner	43-31-377	3 TDs	1 Int.
10-25-09	vs. Minnesota	[W 27-17]	Brett Favre	50-33-334	0 TDs	1 Int.
12-6-09	vs. Oakland	[L 27-24]	Bruce Gradkowski	33-20-308	3 TDs	0 Int.
12-20-09	vs. Green Bay	[W 37-36]	Aaron Rodgers	48-26-383	3 TDs	0 Int.

Since 1970 NFL Merger

Total Games with 300-Yards Passing: 63 Wins: 36 Losses: 28

Total Home Games with 300-Yards Passing: 29 Wins: 20 Losses: 9

Total Away Games with 300-Yards Passing: 33 Wins: 14 Losses: 19

Total Neutral Games with 300-Yards Passing: 1 Wins: 1 Losses: 0

*AFC Playoff game **AFC Championship game ***Super Bowl #Team record



Steelers 100/300-Yard Performances

100-Yard Rushing Games by Steelers

Before 1970 NFL Merger

Date	Opponent	Score	Player	Yards	TDs
11-20-49	at Green Bay	[W 30-7]	Jerry Nuzum	168	
10-24-53	Green Bay	[W 31-14]	Fran Rogel	168	
12-11-60	Philadelphia	[W 27-21]	John Henry Johnson	182	
10-10-64	at Cleveland	[W 23-7]	John Henry Johnson	200	

Since 1970 NFL Merger

Date	Opponent	Score	Player	No./Yards	TDs
12-20-70	at Philadelphia	[L 30-20]	Frenchy Fuqua	20-218	(2 TDs)
9-19-71	at Chicago	[L 17-15]	Frenchy Fuqua	17-114	
10-24-71	Houston	[W 23-16]	Frenchy Fuqua	16-113	(1 TD)
11-7-71	Cleveland	[W 26-9]	Frenchy Fuqua	30-131	
10-15-72	Houston	[W 24-7]	Franco Harris	19-115	(1 TD)
10-22-72	New England	[W 33-3]	Frenchy Fuqua	17-111	
10-29-72	at Buffalo	[W 38-21]	Franco Harris	15-138	(2 TDs)
11-5-72	Cincinnati	[W 40-17]	Franco Harris	15-101	
11-12-72	Kansas City	[W 16-7]	Franco Harris	17-134	(1 TD)
11-19-72	at Cleveland	[L 26-24]	Franco Harris	12-136	(1 TD)
11-26-72	Minnesota	[W 23-10]	Franco Harris	17-128	(1 TD)
12-3-72	Cleveland	[W 30-0]	Franco Harris	20-102	(2 TDs)
9-16-73	Detroit	[W 24-10]	Frenchy Fuqua	26-100	
10-21-73	New York Jets	[W 26-14]	Franco Harris	25-102	(1 TD)
12-3-73	at Miami	[L 30-26]	Franco Harris	15-105	(1 TD)
10-6-74	at Houston	[W 13-7]	Preston Pearson	15-117	(1 TD)
10-28-74	Atlanta	[W 24-17]	Franco Harris	28-141	(1 TD)
11-17-74	at Cleveland	[W 26-16]	Franco Harris	23-156	
11-25-74	at New Orleans	[W 28-7]	Franco Harris	19-114	
12-8-74	at New England	[W 21-17]	Franco Harris	29-136	(1 TD)
**12-29-74	at Oakland	[W 24-13]	Franco Harris	29-111	(2 TDs)
***1-12-75	vs. Minnesota	[W 16-6]	Franco Harris	34-158	(1 TD)
10-26-75	at Green Bay	[W 16-13]	Rocky Bleier	35-163	
11-2-75	at Cincinnati	[W 30-24]	Franco Harris	27-157	
11-16-75	Kansas City	[W 28-3]	Franco Harris	17-119	
11-24-75	at Houston	[W 32-9]	Franco Harris	21-149	(2 TDs)
12-7-75	Cleveland	[W 31-7]	Franco Harris	25-103	(2 TDs)
12-13-75	Cincinnati	[W 35-14]	Franco Harris	20-118	(2 TDs)
12-20-75	at Los Angeles Rams	[L 10-3]	Franco Harris	21-126	
*12-27-75	Baltimore	[W 28-10]	Franco Harris	27-153	
9-19-76	Cleveland	[W 31-14]	Franco Harris	25-118	(1 TD)
10-17-76	Cincinnati	[W 23-6]	Franco Harris	41-143	(2 TDs)
10-24-76	at New York Giants	[W 27-0]	Franco Harris	27-106	(2 TDs)
10-31-76	San Diego	[W 23-0]	Reggie Harrison	13-108	
11-7-76	at Kansas City	[W 45-0]	Franco Harris	23-117	(2 TDs)
			Rocky Bleier	15-102	
11-14-76	Miami	[W 14-3]	Rocky Bleier	20-110	
			Franco Harris	22-110	(1 TD)
12-5-76	Tampa Bay	[W 42-0]	Rocky Bleier	29-118	(3 TDs)#
12-11-76	at Houston	[W 21-0]	Rocky Bleier	22-107	
			Franco Harris	23-104	(1 TD)
*12-19-76	at Baltimore	[W 40-14]	Franco Harris	18-132	
9-19-77	San Francisco	[W 27-0]	Franco Harris	27-100	(2 TDs)
11-20-77	Dallas	[W 28-13]	Franco Harris	29-179	(2 TDs)
12-4-77	Seattle	[W 30-20]	Franco Harris	23-103	
10-8-78	Atlanta	[W 31-7]	Franco Harris	20-104	
12-3-78	at Houston	[W 13-3]	Franco Harris	27-102	
*12-30-78	Denver	[W 33-10]	Franco Harris	24-105	(2 TDs)
9-23-79	Baltimore	[W 17-13]	Sidney Thornton	13-129	
10-7-79	at Cleveland	[W 51-35]	Franco Harris	19-153	(2 TDs)
10-22-79	Denver	[W 42-7]	Franco Harris	17-121	(2 TDs)
10-28-79	Dallas	[W 14-3]	Franco Harris	18-102	(2 TDs)
11-25-79	Cleveland	[W 33-30]	Franco Harris	32-151	(1 TD)
12-16-79	Buffalo	[W 28-0]	Franco Harris	21-100	(2 TDs)
10-5-80	at Minnesota	[W 23-17]	Franco Harris	22-102	(1 TD)
11-30-80	Miami	[W 23-10]	Franco Harris	28-116	(1 TD)
9-20-81	New York Jets	[W 38-10]	Russell Davis	13-100	(1 TD)
11-1-81	San Francisco	[L 17-14]	Franco Harris	17-104	
11-29-81	Los Angeles Rams	[W 24-0]	Franco Harris	18-114	(1 TD)
9-13-82	at Dallas	[W 36-28]	Franco Harris	24-103	
12-26-82	New England	[W 37-14]	Franco Harris	23-101	
1-2-83	Cleveland	[W 37-21]	Franco Harris	23-120	(1 TD)
9-11-83	at Green Bay	[W 25-21]	Franco Harris	22-118	(1 TD)
9-18-83	at Houston	[W 40-28]	Franco Harris	26-115	(1 TD)
9-25-83	New England	[L 28-23]	Franco Harris	25-106	
10-23-83	at Seattle	[W 27-21]	Franco Harris	31-132	(1 TD)

*AFC Playoff game **AFC Championship game ***Super Bowl #Team record

Steelers 100/300-Yard Performances

100-Yard Rushing Games by Steelers *Continued*

Date	Opponent	Score	Player	No./Yards	TDs
12-10-83	at New York Jets	[W 34-7]	Franco Harris	26-103	
10-14-84	at San Francisco	[W 20-17]	Frank Pollard	24-105	
10-28-84	Atlanta	[W 35-10]	Frank Pollard	14-111	(1 TD)
11-25-84	San Diego	[W 52-24]	Walter Abercrombie	19-109	
12-16-84	at Los Angeles Raiders	[W 13-7]	Walter Abercrombie	28-111	(1 TD)
11-17-85	at Houston	[W 30-7]	Frank Pollard	23-123	(1 TD)
			Walter Abercrombie	23-107	(1 TD)
10-26-86	Cincinnati	[W 30-9]	Earnest Jackson	21-132	(1 TD)
			Walter Abercrombie	22-109	
12-7-86	Detroit	[W 27-17]	Earnest Jackson	28-147	(1 TD)
12-13-86	at New York Jets	[W 45-24]	Earnest Jackson	23-101	
9-13-87	San Francisco	[W 30-17]	Earnest Jackson	25-103	
10-4-87	at Atlanta	[W 28-12]	Earnest Jackson	29-104	(1 TD)
10-18-87	Indianapolis	[W 21-7]	Earnest Jackson	24-134	
11-8-87	at Kansas City	[W 17-16]	Earnest Jackson	23-125	
12-6-87	Seattle	[W 13-9]	Frank Pollard	22-106	(1 TD)
10-23-88	Denver	[W 39-21]	Rodney Carter	11-105	(1 TD)
11-13-88	Philadelphia	[L 27-26]	Merril Hoge	21-102	
12-18-88	Miami	[W 40-24]	Warren Williams	16-117	
12-3-89	Houston	[L 23-16]	Tim Worley	18-103	
12-17-89	New England	[W 28-10]	Tim Worley	19-104	(1 TD)
*12-31-89	at Houston [ot]	[W 26-23]	Merril Hoge	17-100	(1 TD)
*1-7-90	at Denver	[L 24-23]	Merril Hoge	16-120	(1 TD)
12-9-90	New England	[W 24-3]	Merril Hoge	19-117	(2 TDs)
12-23-90	Cleveland	[W 35-0]	Barry Foster	16-100	
9-8-91	at Buffalo	[L 52-34]	Barry Foster	9-121	(1 TD)
9-6-92	at Houston	[W 29-24]	Barry Foster	26-107	(1 TD)
9-13-92	New York Jets	[W 27-10]	Barry Foster	33-190	(2 TDs)
9-27-92	at Green Bay	[L 17-3]	Barry Foster	12-117	
10-19-92	Cincinnati	[W 20-0]	Barry Foster	24-108	
10-25-92	at Kansas City	[W 27-3]	Barry Foster	24-105	(1 TD)
11-1-92	Houston	[W 21-20]	Barry Foster	31-118	(1 TD)
11-15-92	Detroit	[W 17-14]	Barry Foster	25-106	
11-22-92	Indianapolis	[W 30-14]	Barry Foster	28-168	(2 TDs)
11-29-92	at Cincinnati	[W 21-9]	Barry Foster	25-102	(2 TDs)
12-6-92	Seattle	[W 20-14]	Barry Foster	33-125	(1 TD)
12-20-92	Minnesota	[L 6-3]	Barry Foster	24-118	
12-27-92	Cleveland	[W 23-13]	Barry Foster	26-103	(1 TD)
*1-9-93	Buffalo	[L 24-3]	Barry Foster	20-104	
9-19-93	Cincinnati	[W 34-7]	Barry Foster	23-103	
10-10-93	San Diego	[W 16-3]	Barry Foster	23-110	
10-17-93	New Orleans	[W 37-14]	Leroy Thompson	16-101	
11-7-93	at Cincinnati	[W 24-16]	Barry Foster	25-120	(1 TD)
11-15-93	Buffalo	[W 23-0]	Leroy Thompson	30-108	(1 TD)
9-18-94	Indianapolis	[W 31-21]	Barry Foster	31-179	(1 TD)
10-3-94	Houston	[W 30-14]	Barry Foster	21-115	(1 TD)
10-23-94	at New York Giants	[W 10-6]	Bam Morris	29-146	(1 TD)
12-4-94	at Cincinnati	[W 38-15]	Bam Morris	24-108	(2 TDs)
12-18-94	Cleveland	[W 17-7]	Barry Foster	32-106	(1 TD)
*1-7-95	Cleveland	[W 29-9]	Barry Foster	24-133	
11-13-95	Cleveland	[W 20-3]	Eric Pegram	26-112	
11-19-95	at Cincinnati	[W 49-31]	Bam Morris	16-101	(3 TDs)#
12-3-95	Houston	[W 21-7]	Bam Morris	18-102	(1 TD)
12-10-95	at Oakland	[W 29-10]	Eric Pegram	26-122	
*1-6-96	Buffalo	[W 40-21]	Bam Morris	25-106	(2 TDs)
9-8-96	Buffalo	[W 31-17]	Jerome Bettis	20-133	(2 TDs)
9-16-96	Baltimore	[W 24-6]	Jerome Bettis	21-116	(1 TD)
9-29-96	Houston	[W 30-16]	Jerome Bettis	29-115	
10-7-96	at Kansas City	[W 17-7]	Jerome Bettis	27-103	(1 TD)
10-13-96	Cincinnati	[W 20-10]	Jerome Bettis	28-109	
10-27-96	at Atlanta	[W 20-17]	Jerome Bettis	26-126	(1 TD)
11-3-96	St. Louis	[W 42-6]	Jerome Bettis	19-129	(2 TDs)
11-10-96	at Cincinnati	[L 34-24]	Jerome Bettis	21-111	(2 TDs)
11-25-96	at Miami	[W 24-17]	Jerome Bettis	27-119	
12-1-96	at Baltimore	[L 31-17]	Jerome Bettis	24-105	
12-15-96	San Francisco	[L 25-15]	Eric Pegram	20-103	
12-22-96	at Carolina	[L 18-14]	Kordell Stewart	7-102	(1 TD)
*12-29-96	Indianapolis	[W 42-14]	Jerome Bettis	25-102	(2 TDs)
9-7-97	Washington	[W 14-13]	Jerome Bettis	27-134	(1 TD)
9-22-97	at Jacksonville	[L 30-21]	Jerome Bettis	21-114	
10-5-97	at Baltimore	[W 42-34]	Jerome Bettis	28-137	
10-12-97	Indianapolis	[W 24-22]	Jerome Bettis	30-164	(1 TD)
10-19-97	at Cincinnati	[W 26-10]	Jerome Bettis	34-135	(1 TD)
11-3-97	at Kansas City	[L 13-10]	Jerome Bettis	17-103	
11-9-97	Baltimore	[W 37-0]	Jerome Bettis	24-114	(1 TD)

*AFC Playoff game **AFC Championship game ***Super Bowl #Team record



Steelers 100/300-Yard Performances

MEDIA INFORMATION

FOOTBALL STAFF

2010 PLAYERS

2009 IN REVIEW

STEELERS HISTORY

RECORDS

100-Yard Rushing Games by Steelers *Continued*

Date	Opponent	Score	Player	No./Yards	TDs
11-16-97	Cincinnati	[W 20-3]	Jerome Bettis	25-101	
11-30-97	at Arizona (ot)	[W 26-20]	Jerome Bettis	36-142	[3 TDs]#
12-7-97	Denver	[W 35-24]	Jerome Bettis	25-125	
**1-11-98	Denver	[L 24-21]	Jerome Bettis	23-105	
9-13-98	Chicago	[W 17-12]	Jerome Bettis	21-131	(1 TD)
9-27-98	Seattle	[W 13-10]	Jerome Bettis	28-138	
10-26-98	at Kansas City	[W 20-13]	Jerome Bettis	33-119	
11-9-98	Green Bay	[W 27-20]	Jerome Bettis	34-100	
12-20-98	Cincinnati	[L 25-24]	Jerome Bettis	21-104	(1 TD)
12-28-98	at Jacksonville	[L 21-3]	Jerome Bettis	26-139	
10-17-99	at Cincinnati	[W 17-3]	Jerome Bettis	26-111	[2 TDs]
12-26-99	Carolina	[W 30-20]	Jerome Bettis	33-137	(1 TD)
9-17-00	at Cleveland	[L 23-20]	Jerome Bettis	23-133	(1 TD)
10-8-00	at New York Jets	[W 20-3]	Jerome Bettis	25-107	(1 TD)
10-15-00	Cincinnati	[W 15-0]	Jerome Bettis	29-101	
10-22-00	Cleveland	[W 22-0]	Jerome Bettis	33-105	(1 TD)
11-12-00	Philadelphia	[L 26-23]	Jerome Bettis	30-134	(1 TD)
12-3-00	Oakland	[W 21-20]	Jerome Bettis	24-128	
12-16-00	Washington	[W 24-3]	Jerome Bettis	25-104	
9-30-01	at Buffalo	[W 20-3]	Jerome Bettis	22-114	
10-7-01	Cincinnati	[W 16-7]	Jerome Bettis	23-153	
10-14-01	at Kansas City	[W 20-17]	Jerome Bettis	19-112	
10-21-01	at Tampa Bay	[W 17-10]	Jerome Bettis	17-143	(1 TD)
11-11-01	at Cleveland	[W 15-12]	Jerome Bettis	29-163	
12-23-01	Detroit	[W 47-14]	Chris Fuamatu-Ma'a'afa	26-126	
10-13-02	at Cincinnati	[W 34-7]	Jerome Bettis	21-109	[2 TDs]
11-3-02	at Cleveland	[W 23-20]	Amos Zereoue	29-111	
11-10-02	Atlanta (ot)	[T 34-34]	Amos Zereoue	37-123	
12-7-03	Oakland	[W 27-7]	Jerome Bettis	27-106	(1 TD)
12-21-03	San Diego	[W 40-24]	Jerome Bettis	32-115	(1 TD)
9-26-04	at Miami	[W 13-3]	Duce Staley	22-101	
10-3-04	Cincinnati	[W 28-17]	Duce Staley	25-123	
10-10-04	Cleveland	[W 34-23]	Duce Staley	21-117	(1 TD)
10-31-04	New England	[W 34-20]	Duce Staley	25-125	
11-7-04	Philadelphia	[W 27-3]	Jerome Bettis	33-149	
11-14-04	at Cleveland	[W 24-10]	Jerome Bettis	29-103	[2 TDs]
11-21-04	at Cincinnati	[W 19-14]	Jerome Bettis	29-129	
11-28-04	Washington	[W 16-7]	Jerome Bettis	31-100	(1 TD)
12-18-04	at New York Giants	[W 33-30]	Jerome Bettis	36-140	(1 TD)
12-26-04	Baltimore	[W 20-7]	Jerome Bettis	27-117	
1-2-05	at Buffalo	[W 29-24]	Willie Parker	19-102	
*1-15-05	New York Jets	[W 20-12]	Jerome Bettis	27-101	(1 TD)
9-11-05	Tennessee	[W 34-7]	Willie Parker	22-161	(1 TD)
9-18-05	at Houston	[W 27-7]	Willie Parker	25-111	(1 TD)
10-23-05	at Cincinnati	[W 27-13]	Willie Parker	18-131	(1 TD)
12-11-05	Chicago	[W 21-9]	Jerome Bettis	17-101	[2 TDs]
12-24-05	at Cleveland	[W 41-0]	Willie Parker	17-130	(1 TD)
1-1-06	Detroit	[W 35-21]	Willie Parker	26-135	
9-7-06	Miami	[W 28-17]	Willie Parker	29-115	
9-24-06	Cincinnati	[L 28-20]	Willie Parker	31-133	[2 TDs]
10-15-06	Kansas City	[W 45-7]	Willie Parker	21-109	[2 TDs]
11-12-06	New Orleans	[W 38-31]	Willie Parker	22-213	[2 TDs]
12-7-06	Cleveland	[W 27-7]	Willie Parker	22-223#	(1 TD)
12-17-06	at Carolina	[W 37-3]	Willie Parker	23-132	(1 TD)
12-31-06	at Cincinnati (ot)	[W 23-17]	Willie Parker	37-134	[2 TDs]
9-9-07	at Cleveland	[W 34-7]	Willie Parker	27-109	
9-16-07	Buffalo	[W 26-3]	Willie Parker	23-126	(1 TD)
9-23-07	San Francisco	[W 37-16]	Willie Parker	24-133	
10-07-07	Seattle	[W 21-0]	Willie Parker	28-102	
10-28-07	at Cincinnati	[W 24-13]	Willie Parker	22-126	(1 TD)
11-11-07	Cleveland	[W 31-28]	Willie Parker	25-105	
12-9-07	at New England	[L 34-13]	Willie Parker	21-124	
12-16-07	Jacksonville	[L 29-22]	Willie Parker	14-100	
12-20-07	at St. Louis	[W 41-24]	Najeh Davenport	24-123	(1 TD)
9-7-08	Houston	[W 38-17]	Willie Parker	25-138	[3 TDs]#
9-14-08	at Cleveland	[W 10-6]	Willie Parker	28-105	
10-19-08	at Cincinnati	[W 38-10]	Mewelde Moore	20-120	[2 TDs]
11-16-08	San Diego	[W 11-10]	Willie Parker	25-125	
12-28-08	Cleveland	[W 31-0]	Willie Parker	23-116	(1 TD)
1-11-09	San Diego	[W 35-24]	Willie Parker	27-146	[2 TDs]
10-4-09	San Diego	[W 38-28]	Rashard Mendenhall	29-165	[2 TDs]
11-9-09	at Denver	[W 28-10]	Rashard Mendenhall	22-155	
12-6-09	Oakland	[L 27-24]	Rashard Mendenhall	20-103	(1 TD)

Since 1970 NFL Merger

Total Games with 100-Yards Rushing: 209 Wins: 178 Losses: 30 Ties: 1

Total Home Games with 100-Yards Rushing: 125 Wins: 111 Losses: 13 Ties: 1

Total Away Games with 100-Yards Rushing: 83 Wins: 66 Losses: 17

Total Neutral Games with 100-Yards Rushing: 1 Wins: 1 Losses: 0

*AFC Playoff game **AFC Championship game ***Super Bowl #Team record

Steelers 100/300-Yard Performances

100-Yard Rushing Games by Steelers Opponent

Before 1970 NFL Merger

Date	Opponent	Score	Player	No./Yards	TDs
11-27-49	at Philadelphia	[L 34-17]	Steve Van Buren	27-205	
12-18-60	at St. Louis	[L 38-7]	John David Crow	24-203	
11-9-69	at Chicago	[L 38-7]	Gale Sayers	27-109	
11-30-69	at St. Louis	[L 47-10]	Cleophus Edwards	13-128	

Since 1970 NFL Merger

Date	Opponent	Score	Player	No./Yards	TDs
10-25-70	at Oakland	[L 31-14]	Hewitt Dixon	19-106	
11-22-70	at Cincinnati	[L 34-7]	Paul Robinson	18-119	(1 TD)
11-7-71	Cleveland	[W 26-9]	Leroy Kelly	22-102	(1 TD)
10-8-72	at Dallas	[L 17-13]	Calvin Hill	23-108	(1 TD)
10-29-72	at Buffalo	[W 38-21]	O.J. Simpson	22-189	(1 TD)
11-19-72	at Cleveland	[L 26-24]	Leroy Kelly	21-107	
10-14-73	at Cincinnati	[L 19-7]	Boobie Clark	28-112	(1 TD)
9-22-74	at Denver (ot)	[T 35-35]	Otis Armstrong	19-131	
9-28-75	Buffalo	[L 30-21]	O.J. Simpson	23-227	(1 TD)
10-19-75	Chicago	[W 34-3]	Mike Adamle	17-110	
10-4-76	at Minnesota	[L 17-6]	Chuck Foreman	27-148	(2 TDs)
10-23-77	Houston	[W 27-10]	Ronnie Coleman	26-114	
11-13-77	Cleveland	[W 35-31]	Greg Pruitt	19-108	
11-27-77	at New York Jets	[W 23-20]	Scott Dierking	23-107	
11-12-78	at Los Angeles Rams	[L 10-7]	John Capeletti	20-106	
12-10-79	at Houston	[L 20-17]	Earl Campbell	33-109	
11-23-80	at Buffalo	[L 28-13]	Joe Cribbs	24-110	
12-22-80	at San Diego	[L 26-17]	Chuck Muncie	26-114	(1 TD)
12-7-81	at Oakland	[L 30-27]	Kenny King	11-102	
12-12-82	at Buffalo	[L 13-0]	Joe Cribbs	30-143	
*1-9-83	San Diego	[L 31-28]	Chuck Muncie	25-126	
10-16-83	Cleveland	[W 44-17]	Boyce Green	28-137	(2 TDs)
10-30-83	Tampa Bay	[W 17-12]	James Wilder	42-126	
11-24-83	at Detroit	[L 45-3]	Billy Sims	26-106	(2 TDs)
12-4-83	Cincinnati	[L 23-10]	Pete Johnson	38-126	(2 TDs)
*1-1-84	at Los Angeles Raiders	[L 38-10]	Marcus Allen	13-121	(2 TDs)
12-9-84	Cleveland	[W 23-20]	Earnest Byner	15-103	
9-30-85	Cincinnati	[L 37-24]	James Brooks	18-133	(2 TDs)
10-13-85	at Dallas	[L 27-13]	Tony Dorsett	21-113	(1 TD)
12-15-85	Buffalo	[W 30-24]	Greg Bell	19-123	(1 TD)
12-21-85	at New York Giants	[L 28-10]	Joe Morris	36-202	(3 TDs)
9-7-86	at Seattle	[L 30-0]	Curt Warner	21-114	
11-9-86	at Buffalo	[L 16-12]	Robb Riddick	25-108	(1 TD)
11-23-86	at Cleveland (ot)	[L 37-31]	Kevin Mack	24-106	(1 TD)
12-13-86	at New York Jets	[W 45-24]	Freeman McNeil	23-137	
10-11-87	at Los Angeles Rams	[L 31-21]	Charles White	33-166	(1 TD)
11-1-87	at Miami	[L 35-24]	Troy Stradford	19-110	(1 TD)
11-15-87	Houston	[L 23-3]	Mike Rozier	29-112	
11-6-88	at Cincinnati	[L 42-7]	Ickey Woods	10-110	(3 TDs)
12-11-88	at San Diego	[L 20-14]	Gary Anderson	26-170	
9-17-89	at Cincinnati	[L 41-10]	James Brooks	20-113	(1 TD)
10-8-89	Cincinnati	[L 26-16]	James Brooks	17-127	(2 TDs)
10-29-89	Kansas City	[W 23-17]	Christian Okoye	23-101	
11-5-89	at Denver	[L 34-7]	Bobby Humphrey	25-105	(2 TDs)
12-3-89	Houston	[L 23-16]	Lorenzo White	23-115	(1 TD)
11-18-90	at Cincinnati	[L 27-3]	James Brooks	20-105	
9-8-91	at Buffalo	[L 52-34]	Thurman Thomas	15-107	
11-3-91	at Denver	[L 20-13]	Greg Lewis	19-111	(1 TD)
11-28-91	at Dallas	[L 20-10]	Emmitt Smith	32-109	(1 TD)
9-6-92	at Houston	[W 29-24]	Lorenzo White	13-100	
11-8-92	at Buffalo	[L 28-20]	Thurman Thomas	37-155	(1 TD)
11-29-92	at Cincinnati	[W 21-9]	Harold Green	16-116	
12-20-92	Minnesota	[L 6-3]	Terry Allen	33-172	
*1-9-93	Buffalo	[L 24-3]	Kenneth Davis	10-104	
12-19-93	Houston	[L 26-17]	Gary Brown	20-100	
12-26-93	at Seattle	[L 16-6]	Jon Vaughn	26-131	
9-4-94	Dallas	[W 26-9]	Emmitt Smith	31-179	(1 TD)
9-25-94	at Seattle	[W 30-13]	Chris Warren	26-126	(1 TD)
9-3-95	Detroit	[L 23-20]	Barry Sanders	21-108	
9-24-95	Minnesota	[W 44-24]	Robert Smith	15-115	(1 TD)
12-16-95	New England	[L 41-27]	Curtis Martin	20-120	
12-1-96	at Baltimore	[L 31-17]	Bam Morris	28-100	
*1-11-98	Denver	[L 24-21]	Terrell Davis	26-139	(1 TD)
9-20-98	at Miami	[L 21-0]	Karim Abdul-Jabbar	33-108	(1 TD)
11-1-98	Tennessee	[L 41-31]	Eddie George	34-153	(1 TD)
9-18-99	at Baltimore	[W 23-20]	Errict Rhett	35-101	(1 TD)

*AFC Playoff game **AFC Championship game ***Super Bowl #Team record



Steelers 100/300-Yard Performances

100-Yard Rushing Games by Steelers Opponent *Continued*

Date	Opponent	Score	Player	No./Yards	TDs
11-7-99	at San Francisco	[W 27-6]	Charlie Garner	20-166	
12-2-99	at Jacksonville	[L 20-6]	James Stewart	30-145	(1 TD)
12-12-99	Baltimore	[L 31-24]	Priest Holmes	18-130	(1 TD)
9-3-00	Baltimore	[L 16-0]	Priest Holmes	29-119	
11-19-00	Jacksonville	[L 34-24]	Fred Taylor	30-234	(3 TDs)
11-26-00	Cincinnati	[W 48-28]	Corey Dillon	23-128	(2 TDs)
10-14-01	at Kansas City	[W 20-17]	Priest Holmes	20-150	(2 TDs)
9-29-02	Cleveland	[W 16-13]	Jamel White	16-105	(1 TD)
10-6-02	at New Orleans	[L 32-29]	Deuce McAllister	23-123	(2 TDs)
11-10-02	Atlanta	[T 34-34]	Warrick Dunn	20-129	(1 TD)
9-14-03	at Kansas City	[L 41-20]	Priest Holmes	26-122	(3 TDs)
10-5-03	Cleveland	[L 33-13]	William Green	33-115	
12-14-03	at New York Jets	[L 6-0]	Curtis Martin	30-174	
12-28-03	at Baltimore	[L 13-10]	Jamal Lewis	27-114	(1 TD)
10-3-04	Cincinnati	[W 28-17]	Rudi Johnson	24-123	(1 TD)
11-28-05	at Indianapolis	[L 26-7]	Edgerrin James	29-124	(1 TD)
11-18-07	at New York Jets	[L 19-16]	Thomas Jones	30-117	
12-16-07	Jacksonville	[L 29-22]	Fred Taylor	25-147	(1 TD)
12-27-09	Baltimore	[W 23-20]	Ray Rice	30-141	

Since 1970 NFL Merger

Total Games with 100-Yards Rushing: 85 Wins: 24 Losses: 59 Ties: 2

Total Home Games with 100-Yards Rushing: 35 Wins: 14 Losses: 19 Ties: 1

Total Away Games with 100-Yards Rushing: 50 Wins: 9 Losses: 40 Ties: 1

100-Yard Receiving Games by Steelers

Before 1970 NFL Merger

Date	Opponent	Score	Player	No./Yards	TDs
12-4-49	at Chicago Bears	[L 30-21]	Elbie Nickel	7-192	
12-14-52	at Los Angeles Rams	[L 28-14]	Elbie Nickel	10-202	
12-13-58	Chicago Cards	[W 38-21]	Jimmy Orr	205	
10-22-61	Cleveland	[L 30-28]	Buddy Dial	235	
11-3-68	at Atlanta	[W 41-21]	Roy Jefferson	11-199	(4 TDs)#

Since 1970 NFL Merger

9-27-70	at Denver	[L 16-13]	Ron Shanklin	6-123	
11-29-70	Cleveland	[W 28-9]	Frenchy Fuqua (RB)	4-116	(1 TD)
12-6-70	Green Bay	[L 20-12]	Dave Smith	3-111	(1 TD)
9-19-71	at Chicago	[L 17-15]	Ron Shanklin	6-113	
9-26-71	Cincinnati	[W 21-10]	Dave Smith	8-162	(1 TD)
10-22-72	New England	[W 33-3]	Ron Shanklin	5-111	(1 TD)
11-19-72	at Cleveland	[L 26-24]	Ron Shanklin	5-108	
12-3-72	Cleveland	[W 30-0]	John McMakin (TE)	3-113	(1 TD)
10-28-73	Cincinnati	[W 20-13]	Ron Shanklin	3-104	(1 TD)
12-14-74	Cincinnati	[W 27-3]	John Stallworth	6-105	(1 TD)
9-28-75	Buffalo	[L 30-21]	John Stallworth	3-103	
10-5-75	at Cleveland	[W 42-6]	Lynn Swann	5-126	(1 TD)
			John Stallworth	4-109	(1 TD)
11-2-75	at Cincinnati	[W 30-24]	Lynn Swann	6-116	(2 TDs)
*** 1-18-76	vs. Dallas	[W 21-17]	Lynn Swann	4-161	(1 TD)
* 12-19-76	at Baltimore	[W 40-14]	Frank Lewis	2-103	(1 TD)
10-9-77	at Houston	[L 27-10]	Lynn Swann	6-102	
11-13-77	Cleveland	[W 35-31]	John Stallworth	6-126	(2 TDs)
			Lynn Swann	5-129	(1 TD)
9-17-78	at Cincinnati	[W 28-3]	Bennie Cunningham (TE)	4-107	(1 TD)
10-1-78	at New York Jets	[W 28-17]	Lynn Swann	7-100	(2 TDs)
10-8-78	Atlanta	[W 31-7]	John Stallworth	6-114	(1 TD)
10-23-78	Houston	[L 24-17]	Randy Grossman (TE)	9-116	
11-27-78	at San Francisco	[W 24-7]	Lynn Swann	8-134	(2 TDs)
* 12-30-78	Denver	[W 33-10]	John Stallworth	10-156	(1 TD)
*** 1-21-79	vs. Dallas	[W 35-31]	Lynn Swann	7-124	(1 TD)
			John Stallworth	3-115	(2 TDs)
9-30-79	at Philadelphia	[L 17-14]	John Stallworth	5-102	(1 TD)
10-14-79	at Cincinnati	[L 34-10]	John Stallworth	6-126	(1 TD)
11-4-79	Washington	[W 38-7]	John Stallworth	6-126	(2 TDs)
12-2-79	Cincinnati	[W 37-17]	Lynn Swann	5-192	(2 TDs)
*** 1-20-80	vs. Los Angeles Rams	[W 31-19]	John Stallworth	3-121	(1 TD)
9-7-80	Houston	[W 31-17]	John Stallworth	5-125	(1 TD)
9-28-80	Chicago	[W 38-3]	Jim Smith	6-131	(3 TDs)
10-5-80	at Minnesota	[W 23-17]	Lynn Swann	6-107	
10-20-80	Oakland	[L 45-34]	Jim Smith	6-102	(2 TDs)
			Theo Bell	5-114	(1 TD)
10-26-80	at Cleveland	[L 27-26]	Theo Bell	4-125	
11-9-80	at Tampa Bay	[W 24-21]	Lynn Swann	9-138	(1 TD)
11-30-80	Miami	[W 23-10]	Theo Bell	4-173	

*AFC Playoff game **AFC Championship game ***Super Bowl #Team record

Steelers 100/300-Yard Performances

100-Yard Receiving Games by Steelers *Continued*

Date	Opponent	Score	Player	No./Yards	TDs
12-22-80	at San Diego	[L 26-17]	Theo Bell	5-127	
9-6-81	Kansas City	[L 37-33]	John Stallworth	6-107	
9-20-81	New York Jets	[W 38-10]	John Stallworth	8-134	
10-4-81	at New Orleans	[W 20-6]	John Stallworth	7-158	(1 TD)
10-26-81	Houston	[W 26-13]	Jim Smith	5-100	(1 TD)
11-15-81	at Atlanta	[W 34-20]	John Stallworth	6-127	(2 TDs)
9-13-82	at Dallas	[W 36-28]	John Stallworth	7-137	(1 TD)
1-2-83	Cleveland	[W 37-21]	Lynn Swann	5-114	
* 1-9-83	San Diego	[L 31-28]	John Stallworth	8-116	(1 TD)
11-13-83	at Baltimore	[W 24-13]	Calvin Sweeney	6-104	(1 TD)
9-2-84	Kansas City	[L 37-27]	John Stallworth	8-167	(1 TD)
			Louis Lipps	6-183	(2 TDs)
9-16-84	Los Angeles Rams	[W 24-14]	John Stallworth	6-100	
10-1-84	Cincinnati	[W 38-17]	John Stallworth	6-119	
10-21-84	at Indianapolis	[L 17-16]	John Stallworth	5-101	
11-4-84	Houston	[W 35-7]	John Stallworth	4-109	(3 TDs)
11-25-84	San Diego	[W 52-24]	Louis Lipps	7-118	(1 TD)
			John Stallworth	7-116	(3 TDs)
12-2-84	at Houston [ot]	[L 23-20]	John Stallworth	6-113	
** 1-6-85	at Miami	[L 45-28]	John Stallworth	4-111	(2 TDs)
9-8-85	Indianapolis	[W 45-3]	Louis Lipps	9-154	(3 TDs)
9-30-85	Cincinnati	[L 37-24]	John Stallworth	11-151	(1 TD)
			Louis Lipps	5-100	(1 TD)
11-10-85	at Kansas City	[W 36-28]	John Stallworth	7-126	(1 TD)
11-24-85	Washington	[L 30-23]	Louis Lipps	5-121	(1 TD)
12-15-85	Buffalo	[W 30-24]	Louis Lipps	4-116	(1 TD)
12-7-86	Detroit	[W 27-17]	Louis Lipps	8-150	(2 TDs)
10-4-87	at Atlanta	[W 28-12]	Joey Clinkscales	6-150	(1 TD)
10-25-87	Cincinnati	[W 23-20]	John Stallworth	7-100	(1 TD)
9-25-88	at Buffalo	[L 36-28]	Weegie Thompson	4-118	(1 TD)
10-16-88	Houston	[L 34-14]	Louis Lipps	8-109	
11-13-88	Philadelphia	[L 27-26]	Louis Lipps	6-171	(1 TD)
12-4-88	at Houston	[W 37-34]	Louis Lipps	4-166	(2 TDs)
9-17-89	at Cincinnati	[L 41-10]	Louis Lipps	5-122	
10-1-89	at Detroit	[W 23-3]	Louis Lipps	7-126	(1 TD)
10-29-89	Kansas City	[W 23-17]	Louis Lipps	7-130	(2 TDs)
11-12-89	Chicago	[L 20-0]	Louis Lipps	4-112	
12-24-89	at Tampa Bay	[W 31-22]	Louis Lipps	4-137	(2 TDs)
10-14-90	at Denver	[W 34-17]	Louis Lipps	9-141	(1 TD)
12-30-90	at Houston	[L 34-14]	Eric Green [TE]	7-105	
9-1-91	San Diego	[W 26-20]	Dwight Stone	4-124	(1 TD)
9-22-91	at Philadelphia	[L 21-3]	Eric Green [TE]	8-158	(1 TD)
9-13-92	New York Jets	[W 27-10]	Jeff Graham	6-146	
9-27-92	at Green Bay	[L 17-3]	Dwight Stone	5-101	
10-19-92	Cincinnati	[W 20-0]	Jeff Graham	7-115	
10-24-93	at Cleveland	[L 28-23]	Eric Green [TE]	6-108	
11-28-93	at Houston	[L 23-3]	Jeff Graham	8-102	
12-19-93	Houston	[L 26-17]	Jeff Graham	7-192	
12-26-93	at Seattle	[L 16-6]	Eric Green [TE]	7-119	
			Dwight Stone	4-100	
12-24-94	at San Diego	[L 37-34]	Charles Johnson	4-165	(2 TDs)
* 1-7-95	Cleveland	[W 29-9]	Ernie Mills	5-117	
** 1-15-95	San Diego	[L 17-13]	Ernie Mills	8-106	
9-24-95	Minnesota	[L 44-24]	Yancey Thigpen	10-141	(1 TD)
10-8-95	at Jacksonville	[L 20-16]	Yancey Thigpen	6-160	
11-5-95	at Chicago [ot]	[W 37-34]	Yancey Thigpen	10-108	
11-26-95	at Cleveland	[W 20-17]	Yancey Thigpen	5-106	
10-7-96	at Kansas City	[W 17-7]	Charles Johnson	6-125	
10-22-96	Cincinnati	[W 20-10]	Charles Johnson	5-155	(1 TD)
10-25-96	at Atlanta	[W 20-17]	Charles Johnson	8-110	
12-1-96	at Baltimore	[L 31-17]	Charles Johnson	8-117	
* 12-29-96	Indianapolis	[W 42-14]	Charles Johnson	5-109	
10-5-97	at Baltimore	[W 42-34]	Yancey Thigpen	7-162	
10-19-97	at Cincinnati	[W 26-10]	Yancey Thigpen	6-120	(1 TD)
10-26-97	Jacksonville	[W 23-17]	Yancey Thigpen	11-196	
11-9-97	Baltimore	[W 37-0]	Yancey Thigpen	6-130	(1 TD)
11-16-97	Cincinnati	[W 20-3]	Yancey Thigpen	5-101	(1 TD)
11-23-97	at Philadelphia	[L 23-20]	Charles Johnson	7-106	
12-7-97	Denver	[W 35-24]	Yancey Thigpen	6-175	(3 TDs)
11-1-98	Tennessee	[L 41-31]	Courtney Hawkins	14#-147	(1 TD)
			Charles Johnson	9-115	(3 TDs)
1-2-00	Tennessee	[L 47-36]	Bobby Shaw	7-131	(1 TD)
10-29-01	Tennessee	[W 34-7]	Plaxico Burress	6-151	
11-18-01	Jacksonville	[W 20-7]	Hines Ward	9-112	(1 TD)

*AFC Playoff game **AFC Championship game ***Super Bowl #Team record



Steelers 100/300-Yard Performances

100-Yard Receiving Games by Steelers *Continued*

Date	Opponent	Score	Player	No./Yards	TDs
11-25-01	at Tennessee	[W 34-24]	Plaxico Burress	8-114	(1 TD)
12-9-01	New York Jets	[W 18-7]	Hines Ward	10-124	
12-16-01	at Baltimore	[W 26-21]	Plaxico Burress	8-164	(1 TD)
			Bobby Shaw	2-100	(1 TD)
9-29-02	Cleveland	[W 16-13]	Hines Ward	9-104	
10-13-02	at Cincinnati	[W 34-7]	Plaxico Burress	8-149	
11-10-02	Atlanta [ot]	[T 34-34]	Plaxico Burress	9-253#	(2 TDs)
			Hines Ward	11-139	(1 TD)
11-17-02	at Tennessee	[L 31-23]	Hines Ward	10-168	(2 TDs)
11-24-02	Cincinnati	[W 29-21]	Hines Ward	5-125	(1 TD)
12-15-02	Carolina	[W 30-14]	Plaxico Burress	6-120	(1 TD)
12-23-02	at Tampa Bay	[W 17-7]	Plaxico Burress	5-127	
*1-5-03	Cleveland	[W 36-33]	Hines Ward	11-104	(1 TD)
			Plaxico Burress	6-100	(1 TD)
9-7-03	Baltimore	[W 34-15]	Plaxico Burress	6-116	
9-14-03	at Kansas City	[L 41-20]	Hines Ward	9-146	
			Plaxico Burress	7-115	(1 TD)
11-30-03	Cincinnati	[L 24-20]	Hines Ward	13-149	(1 TD)
			Plaxico Burress	8-112	
9-19-04	at Baltimore	[L 30-13]	Hines Ward	6-151	(1 TD)
10-10-04	Cleveland	[W 34-23]	Plaxico Burress	6-136	(1 TD)
12-18-04	at New York Giants	[W 33-30]	Antwaan Randle El	5-149	(1 TD)
			Hines Ward	9-134	
*1-15-05	New York Jets	[W 20-17]	Hines Ward	10-105	(1 TD)
**1-23-05	New England	[L 41-24]	Hines Ward	5-109	(1 TD)
9-25-05	New England	[L 23-20]	Hines Ward	4-110	(2 TDs)
11-13-05	Cleveland	[W 34-21]	Hines Ward	8-124	(1 TD)
12-4-05	Cincinnati	[L 38-31]	Hines Ward	9-135	(2 TDs)
12-24-05	at Cleveland	[W 41-0]	Hines Ward	7-105	(1 TD)
*1-8-06	at Cincinnati	[W 31-17]	Cedrick Wilson	3-104	(1 TD)
***2-5-06	vs. Seattle	[W 21-10]	Hines Ward	5-123	(1 TD)
9-7-06	Miami	[W 28-17]	Heath Miller [TE]	3-101	(1 TD)
10-22-06	at Atlanta [ot]	[L 41-38]	Hines Ward	8-171	(3 TDs)
11-5-06	Denver	[L 31-20]	Hines Ward	7-127	
12-31-06	at Cincinnati [ot]	[W 23-17]	Santonio Holmes	4-124	(1 TD)
9-30-07	at Arizona	[L 21-14]	Santonio Holmes	6-128	(2 TDs)
11-5-07	Baltimore	[W 38-7]	Santonio Holmes	4-110	(2 TDs)
12-20-07	at St. Louis	[W 41-24]	Santonio Holmes	4-133	
*1-5-08	Jacksonville	[L 31-29]	Hines Ward	10-135	
11-9-08	Indianapolis	[L 24-20]	Hines Ward	8-112	
11-16-08	San Diego	[W 11-10]	Hines Ward	11-124	
12-14-08	at Baltimore	[W 13-9]	Hines Ward	8-107	
12-21-08	at Tennessee	[L 31-14]	Hines Ward	7-109	(1 TD)
***2-1-09	vs. Arizona	[W 27-23]	Santonio Holmes	9-131	(1 TD)
9-10-09	Tennessee	[W 13-10]	Santonio Holmes	9-131	(1 TD)
			Hines Ward	8-103	
9-27-09	at Cincinnati	[L 23-20]	Mike Wallace	7-102	
10-4-09	San Diego	[W 38-28]	Hines Ward	8-113	
10-18-09	Cleveland	[W 27-14]	Hines Ward	8-159	(1 TD)
			Santonio Holmes	5-104	
11-22-09	at Kansas City	[L 27-24]	Hines Ward	10-128	(1 TD)
12-6-09	Oakland	[L 27-24]	Santonio Holmes	9-149	(1 TD)
12-20-09	Green Bay	[W 37-36]	Hines Ward	7-126	
12-20-09	Green Bay	[W 37-36]	Heath Miller	7-118	

Since 1970 NFL Merger

Total Games with 100-Yards Receiving: 149 Wins: 92 Losses: 57 Ties: 1

Total Home Games with 100-Yards Receiving: 79 Wins: 53 Losses: 26 Ties: 1

Total Away Games with 100-Yards Receiving: 65 Wins: 34 Losses: 31

Total Neutral Games with 100-Yards Receiving: 5 Wins: 5 Losses: 0

*AFC Playoff game **AFC Championship game ***Super Bowl #Team record

Steelers 100/300-Yard Performances

100-Yard Receiving Games by Steelers Opponent

Since 1970 NFL Merger

Date	Opponent	Score	Player	No./Yards	TDs
10-25-70	at Oakland	[L 31-14]	Raymond Chester	5-107	(3 TDs)
10-3-71	San Diego	[W 21-17]	Billy Parks	8-111	(1 TD)
10-18-71	at Kansas City	[L 38-16]	Otis Taylor	6-190	(2 TDs)
10-31-71	at Baltimore	[L 34-21]	Ray Perkins	2-124	(1 TD)
			Willie Richardson	4-100	(2 TDs)
			Paul Warfield	3-158	(3 TDs)
11-14-71	at Miami	[L 24-21]	Bob Tucker	5-108	
11-21-71	New York Giants	[W 17-13]	Mike Siani	4-111	(2 TDs)
9-17-72	Oakland	[W 34-28]	Ron Jessie	3-131	(1 TD)
9-16-73	Detroit	[W 24-10]	Fred Biletnikoff	4-105	(1 TD)
11-11-73	at Oakland	[W 17-9]	Cliff Branch	9-186	(1 TD)
*12-29-74	at Cincinnati	[W 30-24]	Charlie Joiner	5-114	(1 TD)
11-2-75	at Oakland	[L 31-28]	Dave Casper [TE]	7-124	(2 TDs)
9-12-76	at Oakland	[L 30-27]	Russ Francis	6-139	(1 TD)
9-26-76	New England	[W 45-0]	Walter White	6-105	
11-7-76	at Kansas City	[W 35-31]	Reggie Fucker	4-104	
11-13-77	Cleveland	[L 17-10]	Billy Brooks	6-166	(1 TD)
12-10-77	at Cincinnati	[W 21-17]	Haven Moses	5-116	(1 TD)
12-16-78	Denver	[W 42-7]	Haven Moses	5-133	(1 TD)
10-22-79	Denver	[L 35-7]	John Jefferson	5-106	(1 TD)
11-18-79	at San Diego	[W 33-30]	Dave Logan	7-135	(1 TD)
11-25-79	Cleveland [ot]	[W 37-17]	Isaac Curtis	5-119	(2 TDs)
12-2-79	Cincinnati	[W 20-17]	Roger Carr	6-108	
9-14-80	at Baltimore	[L 45-34]	Cliff Branch	5-123	(2 TDs)
10-20-80	Oakland	[L 27-26]	Dave Logan	8-131	
10-26-80	at Cleveland	[W 22-20]	Aundra Thompson	7-106	(2 TDs)
11-2-80	Green Bay	[W 24-21]	Jimmie Giles	6-128	(1 TD)
11-9-80	at Tampa Bay	[L 26-17]	Kellen Winslow [TE]	10-171	
12-22-80	at San Diego	[W 27-21]	Harold Jackson	5-126	
9-27-81	at New England [ot]	[W 13-7]	Ozzie Newsome [TE]	5-120	(1 TD)
10-11-81	Cleveland	[W 34-20]	William Andrews	15-124	(1 TD)
11-15-81	at Atlanta		Alfred Jackson	5-109	(3 TDs)
12-20-81	at Houston	[L 21-20]	Dave Casper [TE]	6-139	
1-2-83	Cleveland	[W 37-21]	Ozzie Newsome [TE]	9-123	(2 TDs)
			Ricky Feacher	7-109	
*1-9-83	San Diego	[L 31-28]	Wes Chandler	9-124	
			Kellen Winslow [TE]	7-102	(2 TDs)
9-13-82	at Dallas	[W 36-28]	Tony Hill	6-130	(1 TD)
			Doug Cosbie	5-102	(1 TD)
9-19-82	Cincinnati [ot]	[W 26-20]	Chris Collinsworth	9-144	
11-28-82	at Seattle	[L 16-0]	Steve Largent	5-109	(2 TDs)
12-26-82	New England	[W 37-14]	Stanley Morgan	4-127	(1 TD)
9-11-83	at Green Bay	[W 25-21]	James Lofton	5-169	(3 TDs)
9-25-83	New England	[L 28-23]	Stephen Starring	2-108	(1 TD)
10-16-83	Cleveland	[W 44-17]	Ozzie Newsome [TE]	9-103	
10-23-83	at Seattle	[W 27-21]	Paul Jones	6-118	(1 TD)
12-10-83	at New York Jets	[W 34-7]	Lam Jones	7-146	(1 TD)
9-16-84	Los Angeles Rams	[L 24-14]	Drew Hill	4-152	(1 TD)
10-7-84	Miami	[L 31-7]	Mark Clayton	5-110	
11-25-84	San Diego	[W 52-24]	Wes Chandler	4-105	(1 TD)
12-9-84	at Houston	[L 23-20]	Tim Smith	7-108	
*12-30-84	at Denver	[W 24-17]	Steve Watson	11-177	(1 TD)
*1-6-85	at Miami	[L 45-28]	Mark Duper	5-148	(2 TDs)
			Tony Nathan	8-114	
12-8-85	at San Diego	[L 54-44]	Wes Chandler	5-154	(2 TDs)
			Charlie Joiner	6-110	
9-21-86	at Minnesota	[L 31-7]	Hassan Jones	6-140	(2 TDs)
11-16-86	Houston	[W 21-10]	Ernest Givins	8-156	(1 TD)
11-23-86	at Cleveland [ot]	[L 37-31]	Wabster Slaughter	6-134	(1 TD)
9-13-87	San Francisco	[W 30-17]	Jerry Rice	8-106	(1 TD)
11-1-87	Miami	[L 35-24]	Mark Duper	5-100	(1 TD)
11-15-87	Houston	[L 23-3]	Drew Hill	4-107	(1 TD)
11-22-87	at Cincinnati	[W 30-16]	Tim McGee	8-139	
12-13-87	at San Diego	[W 20-16]	Wes Chandler	7-116	
12-20-87	at Houston	[L 24-16]	Drew Hill	4-109	(2 TDs)
9-11-88	at Washington	[L 30-29]	Ricky Sanders	5-145	(1 TD)
10-9-88	at Phoenix	[L 31-14]	Roy Green	4-119	
10-16-88	Houston	[L 35-14]	Ernest Givins	5-104	(1 TD)
10-23-88	Denver	[W 39-21]	Ricky Nattiel	3-102	(1 TD)
11-6-88	at Cincinnati	[L 42-7]	Eddie Brown	7-216	(2 TDs)
12-18-88	Miami	[W 40-24]	Scott Schwedde	4-110	
9-17-89	at Cincinnati	[L 41-10]	Tim McGee	6-100	
10-1-89	at Detroit	[W 23-3]	Robert Clark	6-124	

*AFC Playoff game **AFC Championship game ***Super Bowl #Team record

**100-Yard Receiving Games by Steelers Opponent** *Continued*

Date	Opponent	Score	Player	No./Yards	TDs
10-15-89	at Cleveland	[W 17-7]	Webster Slaughter	7-106	
10-29-89	Kansas City	[W 23-17]	Stephone Paige	7-163	
11-19-89	San Diego	[W 20-17]	Anthony Miller	7-104	(2 TDs)
12-17-89	New England	[W 28-10]	Hart Lee Dykes	10-130	
12-24-89	at Tampa Bay	[W 31-22]	Mark Carrier	6-101	(2 TDs)
*12-31-89	at Houston	[W 26-23]	Ernest Givins	11-136	(2 TDs)
*1-7-90	at Denver	[L 24-23]	Mark Jackson	5-111	
9-23-90	at Los Angeles Rams	[L 20-3]	Mervin Fernandez	5-130	(1 TD)
9-8-91	at Buffalo	[L 52-34]	Don Beebe	10-112	(4 TDs)
			Andre Reed	9-118	(1 TD)
9-22-91	at Philadelphia	[L 23-14]	Roy Green	6-114	
10-20-91	Seattle	[L 27-7]	Tom Kane	6-102	
11-10-91	at Cincinnati	[W 33-27]	Tim McGee	3-101	
11-17-91	Washington	[L 41-14]	Art Monk	8-130	(1 TD)
11-24-91	Houston	[W 26-14]	Haywood Jeffries	8-122	(1 TD)
11-28-91	at Dallas	[L 20-10]	Michael Irvin	8-157	(1 TD)
12-22-91	Cleveland	[W 17-10]	Webster Slaughter	11-138	
11-8-92	at Buffalo	[L 28-21]	Don Beebe	8-101	
11-15-92	Detroit	[W 17-14]	Willie Green	6-115	(1 TD)
9-12-93	at Los Angeles Rams	[L 27-0]	Henry Ellard	9-127	
10-24-93	at Cleveland	[L 28-23]	Michael Jackson	2-106	(1 TD)
11-28-93	at Houston	[L 23-3]	Haywood Jeffries	7-139	(1 TD)
12-13-93	at Miami	[W 21-20]	Terry Kirby (RB)	7-107	
9-4-94	Dallas	[L 26-9]	Michael Irvin	8-139	
11-20-94	Miami (ot)	[W 16-13]	Irving Fryar	6-113	
12-4-94	at Cincinnati	[W 38-15]	Carl Pickens	4-105	(1 TD)
9-3-95	Detroit	[W 23-30]	Herman Moore	10-131	(1 TD)
10-19-95	Cincinnati	[L 27-9]	Carl Pickens	8-108	(1 TD)
11-5-95	at Chicago (ot)	[W 37-34]	Jeff Graham	5-111	
11-19-95	at Cincinnati	[W 49-31]	Carl Pickens	8-129	(1 TD)
12-24-95	at Green Bay	[L 24-19]	Robert Brooks	11-137	(1 TD)
11-3-96	St. Louis	[W 42-6]	Isaac Bruce	7-108	
11-10-96	at Cincinnati	[L 34-24]	Carl Pickens	12-103	
12-1-96	Baltimore	[L 31-17]	Derrick Alexander	7-198	(1 TD)
8-31-97	Dallas	[L 37-7]	Michael Irvin	7-153	(2 TDs)
9-22-97	at Jacksonville	[L 30-21]	Jimmy Smith	10-164	(1 TD)
11-23-97	at Philadelphia	[L 23-20]	Irving Fryar	7-116	(1 TD)
11-30-97	at Arizona (ot)	[W 26-20]	Rob Moore	8-188	
12-7-97	Denver	[W 35-24]	Rod Smith	4-115	(2 TDs)
*1-3-98	New England	[W 7-6]	Shawn Jefferson	9-104	
9-27-98	Seattle	[W 13-10]	Joey Galloway	7-139	
10-11-98	at Cincinnati	[L 25-20]	Carl Pickens	13-204	(1 TD)
11-26-98	at Detroit (ot)	[L 19-16]	Herman Moore	8-148	(1 TD)
12-6-98	New England	[L 23-9]	Terry Glenn	9-193	(1 TD)
12-20-98	Cincinnati	[L 25-24]	Darnay Scott	7-152	(1 TD)
			Brandon Bennett (RB)	3-119	
9-26-99	Seattle	[L 26-10]	Sean Dawkins	5-105	
10-10-99	at Buffalo	[L 24-21]	Eric Moulds	6-122	(1 TD)
10-25-99	Atlanta	[W 13-9]	Terance Mathis	12-166	(1 TD)
11-20-99	Cincinnati	[L 27-20]	Darnay Scott	4-123	(1 TD)
12-2-99	at Jacksonville	[L 20-6]	Jimmy Smith	10-124	(1 TD)
			Keenan McCardell	5-113	
12-12-99	Baltimore	[L 31-24]	Qadry Ismail	6-258	(3 TDs)
12-26-99	Carolina	[W 30-20]	Patrick Jeffers	5-160	(1 TD)
9-3-00	Baltimore	[L 16-0]	Qadry Ismail	7-102	(1 TD)
9-24-00	Tennessee	[L 23-20]	Carl Pickens	2-105	
10-1-00	at Jacksonville	[W 24-13]	Keenan McCardell	11-137	(1 TD)
12-10-00	at New York Giants	[L 30-10]	Amani Toomer	9-136	(1 TD)
12-24-00	at San Diego	[W 34-21]	Jeff Graham	5-113	(1 TD)
9-9-01	at Jacksonville	[L 21-3]	Jimmy Smith	8-126	(2 TDs)
10-21-01	at Tampa Bay	[W 17-10]	Keyshawn Johnson	10-159	
11-25-01	at Tennessee	[W 34-24]	Derrick Mason	7-114	
			Kevin Dyson	4-112	(1 TD)
12-02-01	Minnesota	[W 21-16]	Randy Moss	8-144	(1 TD)
11-10-02	Atlanta (ot)	[T 34-34]	Shawn Jefferson	9-131	(1 TD)
10-26-03	St. Louis	[L 33-21]	Torry Holt	7-174	(1 TD)
11-9-03	Arizona	[W 28-15]	Anquan Bolden	8-118	(1 TD)
11-17-03	at San Francisco	[L 30-14]	Terrell Owens	8-155	(1 TD)
11-30-03	Cincinnati	[L 24-20]	Chad Johnson	6-117	(1 TD)
12-28-03	at Baltimore (ot)	[L 13-10]	Marcus Robinson	6-102	
10-10-04	Cleveland	[W 34-23]	Andre' Davis	5-101	(1 TD)
10-17-04	at Dallas	[W 24-20]	Terry Glenn	7-140	
10-31-04	New England	[W 34-20]	David Givens	8-101	(2 TDs)
9-25-05	New England	[L 23-20]	David Givens	9-130	
11-28-05	at Indianapolis	[L 26-7]	Marvin Harrison	4-128	(1 TD)
10-22-06	at Atlanta (ot)	[L 41-38]	Alge Crumpler (TE)	6-117	(3 TDs)

Steelers 100/300-Yard Performances

100-Yard Receiving Games by Steelers Opponent *Continued*

Date	Opponent	Score	Player	No./Yards	TDs
11-5-06	Denver	[L 31-20]	Javon Walker	6-134	(2 TDs)
11-12-06	New Orleans	[W 38-31]	Marques Colston	10-169	
11-19-06	at Cleveland	[W 24-20]	Braylon Edwards	7-137	
12-7-06	Cleveland	[W 27-7]	Joe Jurevicius	7-111	
12-24-06	Baltimore	[L 31-7]	Mark Clayton	7-108	(1 TD)
12-31-06	at Cincinnati (ot)	[W 23-17]	Chris Henry	4-124	(1 TD)
9-30-07	at Arizona	[L 21-14]	Larry Fitzgerald	11-123	
12-9-07	at New England	[L 34-13]	Randy Moss	7-135	(2 TDs)
			Jabar Gaffney	7-122	(1 TD)
9-7-08	Houston	[W 38-17]	Andre Johnson	10-112	
9-29-08	Baltimore (ot)	[W 23-20]	Derrick Mason	8-137	
10-5-08	at Jacksonville	[W 26-21]	Mike Walker	6-107	
11-9-08	Indianapolis	[L 24-20]	Reggie Wayne	6-114	(1 TD)
12-21-08	at Tennessee	[L 31-14]	Justin Gage	5-104	(1 TD)
2-1-09	vs. Arizona	[W 27-23]	Larry Fitzgerald	7-127	(2 TDs)
10-4-09	San Diego	[W 38-28]	Antonio Gates	9-124	(2 TDs)
11-9-09	at Denver	[W 28-10]	Brandon Marshall	11-112	
11-22-09	at Kansas City (ot)	[L 27-24]	Chris Chambers	4-119	
11-29-09	at Baltimore (ot)	[L 20-17]	Mark Clayton	7-129	
12-6-09	Oakland	[L 27-24]	Louis Murphy	4-128	(1 TD)
12-20-09	Green Bay	[W 37-36]	Greg Jennings	5-118	(1 TD)

Since 1970 NFL Merger

Total Games with 100-Yards Receiving: 156 Wins: 79 Losses: 77 Ties: 1

Total Home Games with 100-Yards Receiving: 72 Wins: 42 Losses: 29 Ties: 1

Total Away Games with 100-Yards Receiving: 83 Wins: 35 Losses: 48

Total Neutral Games with 100-Yards Receiving: 1 Wins: 1 Losses: 0

*AFC Playoff game **AFC Championship game ***Super Bowl #Team record



2009 Final Regular-Season Statistics (Won 9, Lost 7)

Schedule

Date	W-L	Score	Opponent	Attendance
9/10	W	13-10	Tennessee	65,110
9/20	L	17-14	at Chicago	62,231
9/27	L	23-20	at Cincinnati	64,538
10/4	W	38-28	San Diego	64,045
10/11	W	28-20	at Detroit	59,333
10/18	W	27-14	Cleveland	64,398
10/25	W	27-17	Minnesota	65,597
11/9	W	28-10	at Denver	76,716
11/15	L	18-12	Cincinnati	65,392
11/22	L	27-24	at Kansas City	70,261
11/29	L	20-17	at Baltimore	71,314
12/6	L	27-24	Oakland	61,820
12/10	L	13-6	at Cleveland	69,009
12/20	W	37-36	Green Bay	57,452
12/27	W	23-20	Baltimore	64,068
1/3	W	30-24	at Miami	70,102

Team Statistics

	Pittsburgh	Opponent
Total First Downs	331	274
Rushing	96	70
Passing	210	186
Penalty	25	18
3rd Down: Made/Att	80/203	96/227
3rd Down Pct.	39.4%	42.3%
4th Down: Made/Att	8/12	7/10
4th Down Pct.	66.7%	70.0%
Possession Avg.	32.13	27.47
Total Net Yards	5941	4885
Avg. Per Game	371.3	305.3
Total Plays	1014	967
Avg. Per Play	5.9	5.1
Net Yards Rushing	1793	1438
Avg. Per Game	112.1	89.9
Total Rushes	428	372
Net Yards Passing	4148	3447
Avg. Per Game	259.3	215.4
Sacked/Yards Lost	50/348	47/314
Gross Yards	4496	3761
Attempts/Completions	536/351	548/319
Completion Pct.	65.5%	58.2%
Had Intercepted	14	12
Punts/Average	72/42.7	86/42.8
Net Punting Avg.	37.1	37.8
Penalties/Yards	85/769	102/903
Fumbles/Ball Lost	21/11	21/10
Touchdowns	41	37
Rushing	10	7
Passing	28	22
Returns	3	8

Score by Period

	Q1	Q2	Q3	Q4	OT	Pts
Steelers	81	126	61	97	3	368
Opponents	52	75	56	135	6	324

*Team Record

Passing

	Att	Cmp	Yds	Cmp%	TD	Int	60+	Sack/Lost	Rating
Roethlisberger	506	337	4328*	66.6%	26	12	60+	50/348	100.5
Dixon	26	12	145	46.2%	1	1	33+	0/0	60.6
Batch	2	1	17	50.0%	0	0	17	0/0	79.2
Moore	1	1	6	100.0%	1	0	6+	0/0	131.3
Holmes	1	0	0	0.0%	0	1	0	0/0	0.0
Steelers	536	351	4496	65.5%	28	14	60+	50/348	98.1
Opponents	548	319	3761	58.2%	22	12	83+	47/314	83.5

Scoring

	TD	Ru	Pa	Rt	PAT	FG	2Pt	Pts
Reed	0	0	0	41/41	27/31	0	122	
Mendenhall	8	7	1	0	0/0	0	48	
Ward	6	0	6	0	0/0	0	36	
Wallace	6	0	6	0	0/0	0	36	
Miller	6	0	6	0	0/0	0	36	
Holmes	5	0	5	0	0/0	0	30	
Moore	2	0	2	0	0/0	0	12	
Roethlisberger	2	2	0	0	0/0	0	12	
Carter	1	0	0	1	0/0	0	6	
Dixon	1	1	0	0	0/0	0	6	
Parker	1	0	1	0	0/0	0	6	
Fox	1	0	0	1	0/0	0	6	
Woodley	1	0	0	1	0/0	0	6	
Spaeth	1	0	1	0	0/0	0	6	
Steelers	41	10	28	3	41/41	27/31	0	368
Opponents	37	7	22	8	32/32	22/29	2	324

2-Pt. Conversions: Steelers 0/0, Opponents: 2/5

Sacks: Woodley 13.5, Harrison 10.0, Timmons 7.0,

Keisel 3.0, Farrior 3.0, Hampton 2.5, Smith 2.0, Tay-

lor 1.0, Kirschke 1.0, Gay 1.0, Hood 1.0, Carter 1.0

Steelers: 46.0, Opponents: 50.0

Rushing

	No.	Yds	Avg	Long	TD
Mendenhall	242	1108	4.6	60	7
Parker	98	389	4.0	34	0
Moore	35	118	3.4	15	0
Roethlisberger	40	82	2.1	15	2
Wallace	5	48	9.6	21	0
Dixon	3	27	9.0	24	1
Davis	2	15	7.5	14	0
Holmes	3	6	2.0	7	0
Steelers	428	1793	4.2	60	10
Opponents	372	1438	3.9	37	7

Receiving

	No.	Yds	Avg	Long	TD
Ward	95	1167	12.3	54	6
Holmes	79	1248	15.8	57	5
Miller	76	789	10.4	41	6
Wallace	39	756	19.4	60	6
Mendenhall	25	261	10.4	26	1
Moore	21	153	7.3	19	2
Parker	6	64	10.7	27	1
Spaeth	5	25	5.0	9	1
Johnson	2	9	4.5	5	0
Grisham	1	14	14.0	14	0
Sweed	1	5	5.0	5	0
Logan	1	5	5.0	5	0
Steelers	351	4496	12.8	60	28
Opponents	319	3761	11.8	83	22

Interceptions

	No.	Yds	Avg	Long	TD
Polamalu	3	17	5.7	16	0
Clark	3	0	0.0	0	0
Carter	2	53	26.5	48	1
Fox	1	82	82.0	82	1
Taylor	1	20	20.0	20	0
Farrior	1	18	18.0	18	0
Townsend	1	-1	-1.0	-1	0
Steelers	12	189	15.8	82	2
Opponents	14	398	28.4	94	2

Punting

	No.	Yds	Avg	Net	TB	In	Lg	B
Sepulveda	72	3074	42.7	37.1	4	29	60	0
Steelers	72	3074	42.7	37.1	4	29	60	0
Opponents	86	3684	42.8	37.8	7	28	63	0

Punt Returns

	Ret	FC	Yds	Avg	Long	TD
Logan	30	15	280	9.3	25	0
Moore	3	9	3	1.0	2	0
Holmes	2	1	6	3.0	3	0
Harrison	1	0	1	1.0	1	0
Steelers	36	25	290	8.1	25	0
Opponents	33	18	325	9.8	55	0

Kickoff Returns

	No.	Yds	Avg	Long	TD
Logan	55	1466	26.7	83	0
Moore	4	44	11.0	13	0
Burnett	3	23	7.7	13	0
Wallace	1	26	26.0	26	0
Davis	1	13	13.0	13	0
Mendenhall	1	8	8.0	8	0
Spaeth	1	1	1.0	1	0
Eason	0	0	0	0	0
Steelers	66	1581	24.0	83	0
Opponents	74	1795	24.3	98	4

Field Goals

	1-19	20-29	30-39	40-49	50+
Reed	1/1	7/7	15/16	4/5	0/2
Steelers	1/1	7/7	15/16	4/5	0/2
Opponents	1/1	9/9	4/7	8/9	0/3

Fumbles Lost: Roethlisberger 3, Mendenhall 3, Logan 2, Wallace 1, Ward 1, Parker 1 **Total: 11**

Opponent Fumble Recoveries: Harrison 2, Keisel 2, Taylor 1, Fox 1, Woodley 1, Hood 1, Farrior 1, Carter 1 **Total: 10**

2008 Final Regular-Season Statistics (Won 12, Lost 4)

Schedule

Date	W-L	Score	Opponent	Attendance
9/7	W	38-17	Houston	64,001
9/14	W	10-6	at Cleveland	73,048
9/21	L	6-15	at Philadelphia	69,144
9/29	W	23-20	Baltimore	64,038
10/5	W	26-21	at Jacksonville	65,908
10/19	W	38-10	at Cincinnati	65,860
10/26	L	14-21	New York Giants	64,991
11/3	W	23-6	at Washington	90,512
11/9	L	20-24	Indianapolis	64,043
11/16	W	11-10	San Diego	62,051
11/20	W	27-10	Cincinnati	59,854
11/30	W	33-10	at New England	68,756
12/7	W	20-13	Dallas	60,594
12/14	W	13-9	at Baltimore	71,502
12/21	L	14-31	at Tennessee	69,143
12/28	W	31-0	Cleveland	63,553

Team Statistics

	Pittsburgh	Opponent
Total First Downs	290	240
Rushing	93	73
Passing	179	149
Penalty	18	18
3rd Down: Made/Att	92/224	71/226
3rd Down Pct.	41.1%	31.4%
4th Down: Made/Att	3/12	10/21
4th Down Pct.	25.0%	47.6%
Possession Avg.	31:29	28:31
Total Net Yards	4991	3795
Avg. Per Game	311.9	237.2
Total Plays	1015	974
Avg. Per Play	4.9	3.9
Net Yards Rushing	1690	1284
Avg. Per Game	105.6	80.3
Total Rushes	460	390
Net Yards Passing	3301	2511
Avg. Per Game	206.3	156.9
Sacked/Yards Lost	49/306	51/350
Gross Yards	3607	2861
Attempts/Completions	506/303	533/301
Completion Pct.	59.9%	56.5%
Had Intercepted	15	20
Punts/Average	78/39.8	91/42.5
Net Punting Avg.	35.6	38.5
Penalties/Yards	95/812	91/801
Fumbles/Ball Lost	28/10	22/9
Touchdowns	38	21
Rushing	16	7
Passing	19	12
Returns	3	2

Score by Period

	01	02	03	04	OT	Pts
Steelers	47	106	87	104	3	347
Opponents	54	65	29	75	0	223

*Team Record

Passing

	Att	Cmp	Yds	Cmp%	TD	Int	Long	Sack/Lost	Rating
Roethlisberger	469	281	3301	59.9%	17	15	65t	46/284	80.1
Leftwich	36	21	303	58.3%	2	0	50	3/22	104.3
Dixon	1	1	3	100.0%	0	0	3	0/0	79.2
Steelers	506	303	3607	59.9%	19	15	65t	49/306	81.8
Opponents	533	301	2861	56.5%	12	20	65t	51/350	63.4

Scoring

	TD	Ru	Pa	Rt	PAT	FG	2Pt	Pts
Reed	0	0	0	0	36/37	27/31	0	117
Ward	7	0	7	0	0/0	0/0	0	42
Moore	6	5	1	0	0/0	0/0	0	36
Parker	5	5	0	0	0/0	0/0	0	30
Holmes	5	0	5	0	0/0	0/0	0	30
Russell	3	3	0	0	0/0	0/0	0	18
Washington	3	0	3	0	0/0	0/0	0	18
Miller	3	0	3	0	0/0	0/0	0	18
Roethlisberger	2	2	0	0	0/0	0/0	0	12
Carter	1	0	1	0	0/0	0/0	0	6
Leftwich	1	1	0	0	0/0	0/0	0	6
Woodley	1	0	1	0	0/0	0/0	0	6
Townsend	1	0	1	0	0/0	0/0	0	6
J.Harrison	0	0	0	0	0/0	0/0	0	2

Steelers 38 16 19 3 36/37 27/31 0 347
Opponents 21 7 12 2 21/21 24/27 0 223

Sacks: J. Harrison 16.0, *Woodley 11.5, Aa. Smith 5.5, Timmons 5.0, Farrier 3.5, Kirschke 2.0, Foote 1.5, Eason 1.5, Keisel 1.0, Hampton 1.0, Frazier 1.0, McFadden 1.0, Hoke 0.5

Steelers 51.0, Opponents 49.0

2-Pt. Conversions: Steelers 0/1, Opponents 0/0

Rushing

	No.	Yds	Avg	Long	TD
Parker	210	791	3.8	34t	5
Moore	140	588	4.2	32t	5
Roethlisberger	34	101	3.0	17	2
Russell	28	77	2.8	15	3
Mendenhall	19	58	3.1	12	0
C. Davis	12	35	2.9	11	0
Washington	5	18	3.6	8	0
Holmes	2	9	4.5	10	0
Leftwich	4	7	1.8	8t	1
Davenport	2	5	2.5	3	0
Ward	1	4	4.0	4	0
Berger	1	0	0.0	0	0
Dixon	2	-3	-1.5	-1	0
Steelers	460	1690	3.7	34t	16
Opponents	390	1284	3.3	41	7

Receiving

	No.	Yds	Avg	Long	TD
Ward	81	1043	12.9	49	7
Holmes	55	821	14.9	48	5
Miller	48	514	10.7	22	3
Washington	40	631	15.8	65t	3
Moore	40	320	8.0	25	1
Spaeth	17	136	8.0	13	0
Sweed	6	64	10.7	17	0
C. Davis	5	27	5.4	14	0
McHugh	3	24	8.0	15	0
Parker	3	13	4.3	5	0
Mendenhall	2	17	8.5	11	0
Baker	1	6	6.0	6	0
Russell	1	-2	-2.0	-2	0
Roethlisberger	1	-7	-7.0	-7	0
Steelers	303	3607	11.9	65t	19
Opponents	301	2861	9.5	65t	12

Interceptions

	No.	Yds	Avg	Long	TD
Polamalu	7	59	8.4	23	0
Carter	3	64	21.3	32t	1
Townsend	2	27	13.5	25t	1
McFadden	2	0	0.0	0	0
Timmons	1	89	89.0	89	0
J. Harrison	1	33	33.0	33	0
Gay	1	12	12.0	12	0
Woodley	1	6	6.0	6	0
Clark	1	0	0.0	0	0
Taylor	1	0	0.0	0	0
Steelers	20	290	14.5	89	2
Opponents	15	234	15.6	83t	2

Punting

	No.	Yds	Avg	Net	TB	In	Lg	B
Berger	66	2728	41.3	36.4	4	19	61	0
Ernst	12	379	31.6	31.3	0	4	43	0
Steelers	78	3107	39.8	35.6	4	23	61	0
Opponents	90	3868	42.5	38.5	6	28	64	1

Punt Returns

	Ret	FC	Yds	Avg	Long	TD
Holmes	34	7	226	6.6	35	0
Moore	6	12	21	3.5	12	0
Sweed	1	0	0	0.0	0	0
Steelers	41	19	247	6.0	35	0
Opponents	40	17	247	6.2	46	0

Kickoff Returns

	No.	Yds	Avg	Long	TD
Russell	16	371	23.2	43	0
Davenport	10	217	21.7	27	0
Moore	10	185	18.5	24	0
Mendenhall	6	115	19.2	27	0
C. Davis	6	106	17.7	24	0
Carter	1	16	16.0	16	0
Spaeth	1	3	3.0	3	0
Steelers	50	1013	20.3	43	0
Opponents	71	1357	19.1	40	0

Field Goals

	1-19	20-29	30-39	40-49	50+
Reed	1/1	9/9	8/9	8/10	1/2
Steelers	1/1	9/9	8/9	8/10	1/2
Opponents	0/0	11/12	9/9	4/5	0/1
Reed: [44G] [48G] [37G, 53G]					
[49G, 19G, 46G] [38G, 23G] [21G] [35G]					
[42G, 24G] [51N, 21G, 41G, 32G] [37G, 38G]					
[20G, 25G, 20G, 40N, 45G] [45N, 24G, 41G] [31G, 30G]					
[33N] [22G]					
Opponents: [34G] [31G, 38G] [31G, 31G]					
[33G, 20G] [26G] [26G, 35G, 25G, 24G] [44G, 43G]					
[36G] [42N, 22G] [26G] [29G, 27N] [44G, 33G]					
[28G, 26G, 28G] [42G] [53N]					



2007 Final Regular-Season Statistics (Won 10, Lost 6)

Schedule

Date	W-L	Score	Opponent	Attendance
9/9	W	34-7	at Cleveland	73,089
9/16	W	26-3	Buffalo	64,307
9/23	W	37-16	San Francisco	64,313
9/30	L	21-14	at Arizona	64,844
10/7	W	21-0	Seattle	64,478
10/21	L	31-28	at Denver	77,038
10/28	W	24-13	at Cincinnati	66,188
11/5	W	38-7	Baltimore	63,457
11/11	W	31-28	Cleveland	64,781
11/18	L	19-16/OT	at N.Y. Jets	77,659
11/26	W	3-0	Miami	57,204
12/2	W	24-10	Cincinnati	58,842
12/9	L	34-13	at New England	68,756
12/16	L	29-22	Jacksonville	58,793
12/20	W	41-24	at St. Louis	65,705
12/30	L	27-21	at Baltimore	71,353

Team Statistics

	Pittsburgh	Opponent
Total First Downs	298	249
Rushing	108	74
Passing	179	158
Penalty	11	17
3rd Down: Made/Att	103/220	87/215
3rd Down Pct.	46.8%	40.5%
4th Down: Made/Att	7/13	6/19
4th Down Pct.	53.8%	31.6%
Possession Avg.	33:18	26:42
Total Net Yards	5239	4262
Avg. Per Game	327.4	266.4
Total Plays	1000	933
Avg. Per Play	5.2	4.6
Net Yards Rushing	2168	1438
Avg. Per Game	135.5	89.9
Total Rushes	511	361
Net Yards Passing	3071	2824
Avg. Per Game	191.7	176.5
Sacked/Yards Lost	47/347	36/243
Gross Yards	3418	3067
Attempts/Completions	442/282	536/292
Completion Pct.	63.8%	54.5%
Had Intercepted	14	11
Punts/Average	68/42.4	82/43.0
Net Punting Avg.	37.9	38.6
Penalties/Yards	60/651	73/556
Fumbles/Ball Lost	21/8	30/14
Touchdowns	46	31
Rushing	9	6
Passing	34	22
Returns	3	3

Score by Period

	Q1	Q2	Q3	Q4	OT	Pts
Team	75	129	68	121	0	393
Opponents	67	78	70	51	3	269

Passing

	Att	Cmp	Yds	Cmp%	TD	Int	Long	Sack/Lost	Rating
Roethlisberger	404	264	3154	65.3%	*32	11	83	47/347	*104.1
Batch	36	17	232	47.2%	2	3	59	0/0	52.1
Sepulveda	1	1	32	100.0%	0	0	32	0/0	118.8
Parker	1	0	0	0.0%	0	0	0	0/0	39.6
Wilson	0	0	0	0.0%	0	0	0	0/0	0.0
Team	442	282	3418	63.8%	34	14	83	47/347	99.9
Opponents	536	292	3067	54.5%	22	11	63	36/243	76.5

Scoring

	TD	Ru	Pa	Rt	PAT	FG	2Pt	Pts
Reed	0	0	0	0	44/44	23/25	0	113
Holmes	8	0	8	0	0/0	0/0	1	50
Ward	7	0	7	0	0/0	0/0	1	44
Davenport	7	5	2	0	0/0	0/0	0	42
Miller	7	0	7	0	0/0	0/0	0	42
Washington	5	0	5	0	0/0	0/0	0	30
Spaeth	3	0	3	0	0/0	0/0	0	18
Parker	2	2	0	0	0/0	0/0	0	12
Roethlisberger	2	2	0	0	0/0	0/0	0	12
Taylor	1	0	0	1	0/0	0/0	0	6
Wilson	1	0	1	0	0/0	0/0	0	6
Rossom	1	0	0	1	0/0	0/0	0	6
Tuman	1	0	1	0	0/0	0/0	0	6
McFadden	1	0	0	1	0/0	0/0	0	6
Team	46	9	34	344/44	23/25	2	393	
Opponents	31	6	22	329/30	18/22	0	269	

Sacks: J. Harrison 8.5, Farrior 6.5, Woodley 4.0, Haggans 4.0, Foote 3.0, Aa. Smith 2.5, Kirschke 2.0, Keisel 2.0, Clark 1.0, Taylor 1.0, Hampton 0.5, Hoke 0.5, Carter 0.5

Team 36.0, Opponents 47.0

2-Pt. Conversions: Team 2/2, Opponents: 0/1

Rushing

	No.	Yds	Avg	Long	TD
Parker	321	1316	4.1	32	2
Davenport	107	499	4.7	45	5
Roethlisberger	35	204	5.8	30	2
Davis	17	68	4.0	12	0
Wilson	2	37	18.5	37	0
Russell	7	21	3.0	8	0
Holmes	5	17	3.4	11	0
Ward	3	11	3.7	7	0
Kreider	1	2	2.0	2	0
Washington	1	0	0.0	0	0
Batch	12	-7	-0.6	0	0
Team	511	2168	4.2	45	9
Opponents	361	1438	4.0	38	6

Receiving

	No.	Yds	Avg	Long	TD
Ward	71	732	10.3	25	7
Holmes	52	942	18.1	83	8
Miller	47	566	12.0	29	7
Washington	29	450	15.5	40	5
Parker	23	164	7.1	22	0
Wilson	18	207	11.5	18	1
Davenport	18	184	10.2	32	2
Davis	12	49	4.1	10	0
Spaeth	5	34	6.8	13	3
Reid	4	54	13.5	25	0
Kreider	1	15	15.0	15	0
Haynes	1	12	12.0	12	0
Tuman	1	9	9.0	9	1
Team	282	3418	12.1	83	34
Opponents	292	3067	10.5	63	22

Interceptions

	No.	Yds	Avg	Long	TD
Taylor	3	56	18.7	51	1
An. Smith	2	50	25.0	50	0
Townsend	2	44	22.0	23	0
McFadden	1	50	50.0	50	1
Harrison	1	20	20.0	20	0
Foote	1	14	14.0	14	0
Farrior	1	0	0.0	0	0
Team	11	234	21.3	51	2
Opponents	14	110	7.9	29	0

Punting

	No.	Yds	Avg	Net	TB	In	Lg	B
Sepulveda	68	2880	42.4	37.9	2	28	59	0
Team	68	2880	42.4	37.9	2	28	59	0
Opponents	82	3525	43.0	38.6	6	25	65	0

Punt Returns

	Ret	FC	Yds	Avg	Long	TD
Rossom	36	8	232	6.4	49	0
Wilson	2	1	6	3.0	6	0
Gay	1	0	0	0.0	0	0
Team	39	9	238	6.1	49	0
Opponents	31	14	266	8.6	73	1

Kickoff Returns

	No.	Yds	Avg	Long	TD
Rossom	38	885	23.3	98	1
Davenport	7	123	17.6	29	0
Reid	6	127	21.2	30	0
Eason	1	10	10.0	10	0
Spaeth	0	0	0.0	0	0
Team	52	1145	22.0	98	1
Opponents	73	1647	22.6	100	1

Field Goals

	1-19	20-29	30-39	40-49	50+
Reed	0/0	9/9	10/10	4/5	0/1
Team	0/0	9/9	10/10	4/5	0/1
Opponents	1/1	8/8	5/5	2/4	2/4
Reed:	(266,316)	(346,286,396,316)	(366,496,356)	(165N)[40G][22G]	(286,356,306)
	(376,336,486)	(44N,24G)[21G]	(236,44G)[121G,29G]		
Opponents:	(124G)	(326,226,50G)[52N][149G]	(316,20G)[152N]	(256,196,286,38G)	(143N,24G)
	(48N,42G,28G)	(36G)[52G]	(28G,31G)		

* Team Record

2006 Final Regular-Season Statistics (Won 8, Lost 8)

Schedule

Date	W-L	Score	Opponent	Attendance
09/07	W	28-17	Miami	64,927
09/18	L	9-0	at Jacksonville	67,164
09/24	L	28-20	Cincinnati	64,922
10/08	L	23-13	at San Diego	67,837
10/15	W	45-7	Kansas City	64,727
10/22	L	41-38/OT	at Atlanta	71,151
10/29	L	20-13	at Oakland	62,385
11/05	L	31-20	Denver	64,661
11/12	W	38-31	New Orleans	61,911
11/19	W	24-20	at Cleveland	73,296
11/26	L	27-0	at Baltimore	70,946
12/03	W	20-3	Tampa Bay	59,843
12/07	W	27-7	Cleveland	55,246
12/17	W	37-3	at Carolina	73,798
12/24	L	31-7	Baltimore	63,224
12/31	W	23-17/OT	at Cincinnati	66,049

Team Statistics

	Pittsburgh	Opponent
Total First Downs	327	269
Rushing	100	72
Passing	201	176
Penalty	26	21
3rd Down: Made/Att	93/217	86/219
3rd Down Pct.	42.9	39.3
4th Down: Made/Att	10/21	6/12
4th Down Pct.	47.6	50.0
Possession Avg.	31:13	28:47
Total Net Yards	5725	4805
Avg. Per Game	357.8	300.3
Total Plays	1041	976
Avg. Per Play	5.5	4.9
Net Yards Rushing	1992	1412
Avg. Per Game	124.5	88.3
Total Rushes	469	408
Net Yards Passing	3733	3393
Avg. Per Game	233.3	212.1
Sacked/Yards Lost	49/293	39/226
Gross Yards	4026	3619
Att./Completions	523/312	529/319
Completion Pct.	59.7	60.3
Had Intercepted	23	20
Punts/Average	65/41.3	86/43.8
Net Punting Avg.	65/36.7	86/38.0
Penalties/Yards	69/611	104/862
Fumbles/Ball Lost	27/14	16/9
Touchdowns	42	36
Rushing	16	9
Passing	23	21
Returns	3	6

Score by Period

	Q1	Q2	Q3	Q4	OT	Pts
Team	66	107	58	116	6	353
Opponents	49	98	65	100	3	315

Passing

	Att	Cmp	Yds	Cmp%	TD	Int	Long	Sack/Lost	Rating
Roethlisberger	469	280	3513	59.7	18	23	67	46/280	75.4
Batch	53	31	492	58.5	5	0	87	3/13	121.0
Wilson	1	1	21	100.0	0	0	21	0/0	118.8
Team	523	312	4026	59.7	23	23	87	49/293	80.2
Opponents	529	319	3619	60.3	21	20	66	39/226	78.3

Scoring

	TD	Ru	Pa	Rt	PAT	FG	2Pt	Pts
Reed	0	0	0	0	41/41	20/27	0	101
Parker	16	13	3	0	0/0	0/0	0	96
Ward	6	0	6	0	0/0	0/0	0	36
Miller	5	0	5	0	0/0	0/0	0	30
Washington	4	0	4	0	0/0	0/0	0	24
Holmes	3	0	2	1	0/0	0/0	0	18
Davenport	2	1	1	0	0/0	0/0	0	12
Roethlisberger	2	2	0	0	0/0	0/0	0	12
Porter	1	0	0	1	0/0	0/0	0	6
Tuman	1	0	1	0	0/0	0/0	0	6
Wallace	1	0	0	1	0/0	0/0	0	6
Wilson	1	0	1	0	0/0	0/0	0	6
Team	42	16	23	3	41/41	20/27	0	353
Opponents	36	9	21	6	36/36	21/27	0	315

Sacks: Porter 7.0, Haggans 6.0, Keisel 5.5, Aa. Smith 4.5, Farnior 4.0, Foote 4.0, Carter 2.0, Kirschke 2.0, Townsend 2.0, Brown 1.0, Polamalu 1.0
Team 39.0, Opponents 49.0
2-Pt. Conversions: Team 0/0, Opponents: 0/0

Rushing

	No.	Yds	Avg	Long	TD
Parker	337	1494	4.4	76	13
Davenport	60	221	3.7	48	1
Roethlisberger	32	98	3.1	20	2
Haynes	15	78	5.2	13	0
Ward	2	30	15.0	21	0
Kuhn	2	18	9.0	16	0
Batch	13	15	1.2	12	0
Wilson	2	14	7.0	14	0
Holmes	1	13	13.0	13	0
Washington	3	8	2.7	8	0
Kreider	1	5	5.0	5	0
McFadden	1	-2	-2.0	-2	0
Team	469	1992	4.2	76	16
Opponents	408	1412	3.5	72	9

Receiving

	No.	Yds	Avg	Long	TD
Ward	74	975	13.2	70	1
Holmes	49	824	16.8	67	2
Wilson	37	504	13.6	38	1
Washington	35	624	17.8	49	4
Miller	34	393	11.6	87	5
Parker	31	222	7.2	25	3
Haynes	18	95	5.3	16	0
Davenport	15	193	12.9	32	1
Kreider	8	62	7.8	15	0
Tuman	7	73	10.4	21	1
Morey	2	29	14.5	15	0
Young	1	17	17.0	17	0
Kuhn	1	15	15.0	15	0
Team	312	4026	12.9	87	23
Opponents	319	3619	11.3	66	21

Interceptions

	No.	Yds	Avg	Long	TD
Polamalu	3	51	17.0	49	0
McFadden	3	39	13.0	39	0
Porter	2	49	24.5	42	1
An. Smith	2	40	20.0	20	0
Taylor	2	34	17.0	34	0
Townsend	2	6	3.0	6	0
Wallace	1	30	30.0	30	1
Kriewaldt	1	12	12.0	12	0
Foote	1	11	11.0	11	0
Farnior	1	1	1.0	1	0
Haggans	1	0	0.0	0	0
Clark	1	-1	-1.0	-1	0
Team	20	272	13.6	49	2
Opponents	23	441	19.2	100	3

Punting

	No.	Yds	Avg	Net	TB	In	Lg	B
Gardocki	65	2687	41.3	36.7	4	11	56	0
Team	65	2687	41.3	36.7	4	11	56	0
Opponents	86	3769	43.8	38.0	11	31	67	1

Punt Returns

	Ret	FC	Yds	Avg	Long	TD
Holmes	26	21	264	10.2	65	1
Colclough	4	0	6	1.5	3	0
Wilson	2	1	4	2.0	3	0
Reid	1	0	11	11.0	11	0
Taylor	1	0	0	0.0	0	0
Team	34	22	285	8.4	65	1
Opponents	38	10	219	5.8	47	0

Kickoff Returns

	No.	Yds	Avg	Long	TD
Davenport	21	448	21.3	40	0
Holmes	18	436	24.2	42	0
Morey	8	202	25.3	76	0
Taylor	4	72	18.0	23	0
Colclough	1	26	26.0	26	0
Kirschke	1	0	0.0	0	0
Reid	1	19	19.0	19	0
Wilson	1	11	11.0	11	0
Team	55	1214	22.1	76	0
Opponents	70	1570	22.4	92	1

Field Goals

	1-19	20-29	30-39	40-49	50+
Reed	1/1	6/7	8/11	4/7	1/1
Team	1/1	6/7	8/11	4/7	1/1
Opponents	1/1	8/8	9/11	3/5	0/2

Reed: [44N] [] [48B, 37G, 36G] [39G, 44G] [32G, 28N] [28G] [29G, 39G] [40N, 46G, 29G] [32G, 35N] [43G] [] [50G, 32N, 39G] [23G, 35B, 28G] [19G, 45G, 26G] [] [35G]
Opponents: [26G] [31G, 32G, 42G] [] [28G, 33G, 22G] [] [25G, 52N, 32G] [19G, 41G] [32G] [20G, 32N] [44N, 23G, 35G] [37G, 40G] [27G] [40N] [50N, 37G] [26G] [34G, 39N]



2005 Final Regular-Season Statistics (Won 11, Lost 5)

Schedule

Date	W-L	Score	Opponent	Attendance
9/11	W	34-7	Tennessee	62,931
9/18	W	27-7	at Houston	70,742
9/25	L	23-20	New England	64,868
10/10	W	24-22	at San Diego	68,537
10/16	L	23-17/OT	Jacksonville	63,891
10/23	W	27-13	at Cincinnati	66,104
10/31	W	20-19	Baltimore	64,178
11/6	W	20-10	at Green Bay	70,607
11/13	W	34-21	Cleveland	63,491
11/20	L	16-13/OT	at Baltimore	70,601
11/28	L	26-7	at Indianapolis	57,442
12/4	L	38-31	Cincinnati	63,044
12/11	W	21-9	Chicago	61,237
12/18	W	19-3	at Minnesota	64,136
12/24	W	41-0	at Cleveland	73,136
1/1	W	35-21	Detroit	63,794

Team Statistics

	Pittsburgh	Opponent
Total First Downs	297	275
Rushing	120	75
Passing	144	179
Penalty	33	21
3rd Down: Made/Att	68/192	92/232
3rd Down Pct.	35.4%	39.7%
4th Down: Made/Att	5/12	6/17
4th Down Pct.	41.7%	35.3%
Possession Avg.	31:16	28:44
Total Net Yards	5149	4544
Avg. Per Game	321.8	284.0
Total Plays	960	998
Avg. Per Play	5.4	4.6
Net Yards Rushing	2223	1376
Avg. Per Game	138.9	86.0
Total Rushes	549	402
Net Yards Passing	2926	3168
Avg. Per Game	182.9	198.0
Sacked/Yards Lost	32/178	47/312
Gross Yards	3104	3480
Attempts/Completions	379/228	549/315
Completion Pct.	60.2%	57.4%
Had Intercepted	14	15
Punts/Average	69/41.7	80/43.3
Net Punting Avg.	34.5	34.7
Penalties/Yards	99/876	120/1031
Fumbles/Ball Lost	22/9	30/15
Touchdowns	45	27
Rushing	21	10
Passing	21	15
Returns	3	2

Score by Period

	01	02	03	04	OT	Pts
Team	99	121	103	66	0	389
Opponents	78	49	54	68	9	258

Passing

	Att	Cmp	Yds	Cmp%	TD	Int	Long	Sack/Lost	Rating
Roethlisberger	268	168	2385	62.7%	17	9	85t	23/129	98.6
Maddox	71	34	406	47.9%	2	4	32	8/43	51.7
Batch	36	23	246	63.9%	1	1	43	1/6	81.5
Randle El	3	3	67	100.0%	1	0	51t	0/0	158.3
Gardocki	1	0	0	0.0%	0	0	0	0/0	39.6
Team	379	228	3104	60.2%	21	14	85t	32/178	89.4
Opponents	549	315	3480	57.4%	15	15	80t	47/312	74.0

Scoring

	TD	Ru	Pa	Rt	PAT	FG	2Pt	Pts
Reed	0	0	0	0	45/45	24/29	0	117
Ward	11	0	11	0	0/0	0/0	0	66
Bettis	9	9	0	0	0/0	0/0	0	54
Miller	6	0	6	0	0/0	0/0	0	36
Parker	5	4	1	0	0/0	0/0	0	30
Randle El	3	0	1	2	0/0	0/0	0	18
Roethlisberger	3	3	0	0	0/0	0/0	0	18
Haynes	3	3	0	0	0/0	0/0	0	18
Morgan	2	0	2	0	0/0	0/0	0	12
Staley	1	1	0	0	0/0	0/0	0	6
Polamalu	1	0	0	1	0/0	0/0	0	6
Batch	1	1	0	0	0/0	0/0	0	6
Footo	0	0	0	0	0/0	0/0	0	2
Team	45	21	21	3	45/45	24/29	0	389
Opponents	27	10	15	2	24/25	24/30	0	258

Sacks: Porter 10.5, Haggans 9.0, Von Delhoffen 3.5, Polamalu 3.0, Townsend 3.0, Foote 3.0, Keisel 3.0, Harrison 3.0, Farrior 2.0, A.Smith 2.0, McFadden 1.0, Kirschke 1.0, Carter 1.0, Frazier 1.0, Colclough 1.0, Team: 47.0, Opponents: 32.0

2-Pt. Conversions: Team 0/0, Opponents: 0/1

Rushing

	No.	Yds	Avg	Long	TD
Parker	255	1202	4.7	80t	4
Bettis	110	368	3.3	39	9
Haynes	74	274	3.7	20	3
Staley	38	148	3.9	17	1
Randle El	12	73	6.1	43	0
Roethlisberger	31	69	2.2	13	3
Batch	11	30	2.7	15	1
Maddox	8	26	3.3	16	0
Kreider	3	21	7.0	12	0
Ward	3	10	3.3	7	0
Herron	3	2	0.7	1	0
Wilson	1	0	0.0	0	0
Team	549	2223	4.0	80t	21
Opponents	402	1376	3.4	36	10

Receiving

	No.	Yds	Avg	Long	TD
Ward	69	975	14.1	85t	11
Miller	39	459	11.8	50	6
Randle El	35	558	15.9	63t	1
Wilson	26	451	17.3	46	0
Parker	18	218	12.1	48	1
Haynes	11	113	10.3	18	0
Morgan	9	150	16.7	31t	2
Kreider	7	43	6.1	9	0
Staley	6	34	5.7	9	0
Bettis	4	40	10.0	16	0
Tuman	3	57	19.0	27	0
Kranchick	1	6	6.0	6	0
Team	228	3104	13.6	85t	21
Opponents	315	3480	11.0	80t	15

Interceptions

	No.	Yds	Avg	Long	TD
Hope	3	60	20.0	55	0
Polamalu	2	42	21.0	36	0
Townsend	2	26	13.0	26	0
Porter	2	9	4.5	9	0
Harrison	1	25	25.0	25	0
Colclough	1	14	14.0	14	0
Carter	1	3	3.0	3	0
Smith	1	0	0.0	0	0
McFadden	1	0	0.0	0	0
Taylor	1	0	0.0	0	0
Team	15	179	11.9	55	0
Opponents	14	194	13.9	41t	1

Punting

	No.	Yds	Avg	Net	TB	In	Lg	B
Gardocki	67	2803	41.8	34.7	7	22	65	0
Roethlisberger	2	72	36.0	26.0	1	1	39	0
Team	69	2875	41.7	34.5	8	23	65	0
Opponents	80	3463	43.3	34.7	11	19	58	0

Punt Returns

	Ret	FC	Yds	Avg	Long	TD
Randle El	44	12	448	10.2	81t	2
Taylor	1	0	19	19.0	19	0
Iwuoma	1	0	3	3.0	3	0
Harrison	0	1	0	0	0	0
Team	46	13	470	10.2	81t	2
Opponents	37	12	336	9.1	36	0

Kickoff Returns

	No.	Yds	Avg	Long	TD
Morgan	23	583	25.3	74	0
Colclough	22	473	21.5	63	0
Taylor	3	59	19.7	24	0
Wilson	3	53	17.7	29	0
Keisel	2	23	11.5	12	0
Randle El	1	16	16.0	16	0
Kreider	1	3	3.0	3	0
Harrison	1	-2	-2.0	-2	0
Team	56	1208	21.6	74	0
Opponents	77	1685	21.9	94	0

Field Goals

	1-19	20-29	30-39	40-49	50+
Reed	0/0	9/9	9/9	6/9	0/2
Team	0/0	9/9	9/9	6/9	0/2
Opponents	0/0	8/8	5/8	11/13	0/1

Reed: [446, 276] (376, 356) [336, 52N, 246]
 [406] [296, 46N] [276, 396] [426, 376] [326, 246, 518] [426, 336, 448] [446, 376] [41N]
 [236] [] [216, 416, 266] [266, 316] []
 Opponents: [47N] [] [53N, 486, 356, 436] [346, 326, 416] [236] [30N, 266, 396] [226, 43N, 406, 496, 476], [406, 31N] [] [476, 256, 446] [296, 486, 446, 286] [306] [296] [206, 326] []

2004 Final Regular-Season Statistics (Won 15, Lost 1)

Schedule

Date	W-L	Score	Opponent	Attendance
9/12	W	24-21	Oakland	60,147
9/19	L	30-13	at Baltimore	69,859
9/26	W	13-3	at Miami	72,225
10/3	W	28-17	Cincinnati	62,402
10/10	W	34-23	Cleveland	63,609
10/17	W	24-20	at Dallas	64,162
10/31	W	34-20	New England	64,737
11/7	W	27-3	Philadelphia	64,975
11/14	W	24-10	at Cleveland	73,703
11/21	W	19-14	at Cincinnati	65,780
11/28	W	16-7	Washington	63,707
12/5	W	17-16	at Jacksonville	76,877
12/12	W	17-6	N.Y. Jets	63,581
12/18	W	33-30	at N.Y. Giants	78,836
12/26	W	20-7	Baltimore	64,227
1/2	W	29-24	at Buffalo	73,414

Team Statistics

	Pittsburgh	Opponent
Total First Downs	310	248
Rushing	134	79
Passing	147	146
Penalty	29	23
3rd Down: Made/Att	94/219	63/193
3rd Down Pct.	42.9	32.6
4th Down: Made/Att	7/12	7/13
4th Down Pct.	58.3	53.8
Possession Avg.	34.00	26.01
Total Net Yards	5184	4134
Avg. Per Game	324.0	258.4
Total Plays	1012	882
Avg. Per Play	5.1	4.7
Net Yards Rushing	2464	1299
Avg. Per Game	154.0	81.2
Total Rushes	618	357
Net Yards Passing	2720	2835
Avg. Per Game	170.0	177.2
Sacked/Yards Lost	36/250	41/225
Gross Yards	2970	3060
Att./Completions	358/228	484/269
Completion Pct.	63.7	55.6
Had Intercepted	13	19
Punts/Average	67/43.0	79/42.7
Net Punting Avg.	67/37.4	79/36.3
Penalties/Yards	99/837	104/875
Fumbles/Ball Lost	20/8	28/13
Touchdowns	41	26
Rushing	16	8
Passing	20	14
Returns	5	4

Score by Period

	01	02	03	04	OT	Pts
Team	123	90	47	112	0	372
Opponents	79	42	66	64	0	251

Passing

	Att	Cmp	Yds	Cmp%	TD	Int	Long	Sack/Lost	Rating
Roethlisberger	295	196	2621	66.4	17	11	58	30/213	98.1
Maddox	60	30	329	50.0	1	2	39	6/37	58.3
Bettis	1	1	10	100.0	1	0	10t	0/0	147.9
Randle El	1	1	10	100.0	1	0	10t	0/0	147.9
St. Pierre	1	0	0	0.0	0	0	0	0/0	39.6
Team	358	228	2970	63.7	20	13	58	36/250	93.2
Opponents	484	269	3060	55.6	14	19	58t	41/225	68.0

Scoring

	TD	Ru	Pa	Rt	PAT	FG	2Pt	Pts
Reed	0	0	0	0	40/40	28/33	0	124
Bettis	13	13	0	0	0/0	0/0	0	78
Burress	5	0	5	0	0/0	0/0	0	30
Ward	5	1	4	0	0/0	0/0	0	30
Randle El	3	0	3	0	0/0	0/0	0	18
Tuman	3	0	3	0	0/0	0/0	0	18
Haynes	2	0	2	0	0/0	0/0	0	12
Riemersma	2	0	2	0	0/0	0/0	0	12
Farrior	1	0	0	1	0/0	0/0	0	6
Harrison	1	0	0	1	0/0	0/0	0	6
Kreider	1	0	1	0	0/0	0/0	0	6
Polamalu	1	0	0	1	0/0	0/0	0	6
Roethlisberger	1	1	0	0	0/0	0/0	0	6
Staley	1	1	0	0	0/0	0/0	0	6
Stuvaints	1	0	0	1	0/0	0/0	0	6
Townsend	1	0	0	1	0/0	0/0	0	6

Sacks: A. Smith 8.0, Porter 7.0, Haggans 6.0, Townsend 4.0, Farrior 3.0, Foote 3.0, Colclough 1.5, Harrison 1.0, Hoke 1.0, Kirschke 1.0, Polamalu 1.0, von Dellhoffen 1.0, Williams 1.0, Kriewaldt 0.5, Team 41.0, Opponents 36.0

2-PT Conversions: Team: 0-1, Opponents: 1-2

Rushing

	No.	Yds	Avg	Long	TD
Bettis	250	941	3.8	29	13
Staley	192	830	4.3	38	1
Haynes	55	272	4.9	18	1
Parker	32	186	5.8	58	0
Roethlisberger	56	144	2.6	20	1
Randle El	8	34	4.3	12	0
Ward	7	25	3.6	16t	1
Kreider	4	18	4.5	6	0
Maddox	9	15	1.7	10	0
Brown TM	1	2	2.0	2	0
St. Pierre	4	-3	-0.8	2	0
Team	618	2464	4.0	58	16
Opponents	357	1299	3.6	35	8

Receiving

	No.	Yds	Avg	Long	TD
Ward	80	1004	12.6	58	4
Randle El	43	601	14.0	39	3
Burress	35	698	19.9	48	5
Haynes	18	142	7.9	26	2
Kreider	10	75	7.5	13	1
Mays	9	137	15.2	46	0
Tuman	9	89	9.9	26	3
Riemersma	7	82	11.7	26t	2
Staley	6	55	9.2	21	0
Bettis	6	46	7.7	20	0
Rasby LG	5	52	10.4	13	0
Parker	3	16	5.3	12	0
Cushing	1	17	17.0	17	0
Morey	1	8	8.0	8	0
Team	228	2970	13.0	58	20
Opponents	269	3060	11.4	58t	14

Interceptions

	No.	Yds	Avg	Long	TD
Polamalu	5	58	11.6	26t	1
Farrior	4	113	28.3	41	1
Townsend	4	54	13.5	39t	1
Hope	1	41	41.0	41	0
Scott	1	23	23.0	23	0
Porter	1	3	3.0	3	0
Foote	1	1	1.0	1	0
Taylor	1	0	0.0	0	0
Williams	1	0	0.0	0	0
Team	19	293	15.4	41	3
Opponents	13	190	14.6	51t	3

Punting

	No.	Yds	Avg	Long	TD	In	Lg
Gardocki	67	2879	43.0	37.4	6	24	61
Team	67	2879	43.0	37.4	6	24	61
Opponents	79	3375	42.7	36.3	7	26	63

Punt Returns

	Ret	FC	Yds	Avg	Long	TD
Randle El	42	13	347	8.3	60	0
Colclough	1	0	13	13.0	13	0
Haynes	1	0	5	5.0	5	0
Team	44	13	365	8.3	60	0
Opponents	34	8	252	7.4	33	0

Kickoff Returns

	No.	Yds	Avg	Long	TD
Colclough	26	566	21.8	48	0
Randle El	21	527	25.1	41	0
Taylor	11	184	16.7	22	0
Cushing	3	45	15.0	20	0
Kirschke	1	13	13.0	13	0
Team	62	1335	21.5	48	0
Opponents	74	1595	21.6	91t	1

Field Goals

	1-19	20-29	30-39	40-49	50+
Reed	1/1	8/9	12/13	5/8	2/2
Team	1/1	8/9	12/13	5/8	2/2
Opponents	0/0	7/8	11/12	5/6	0/1
Reed: [42G][48N][40G,44N,45N,51G][47G,26G][51G][19G,29G][33N,42G,31G][20G,24N][32G][33G,36G,32G][37G][34G][33G,21G,36G,28G][23G,40G][22G,21G,31G,37G,33G]					
Opponents: [28G,38G][35G,27G,34G][34G][34G][24G,34G,46G][47G,39G][43G,25G][33G][31G][32N,20G,29G,36G,60N][43G,41G][22G][44N][37G,28N]					



2003 Final Regular-Season Statistics (Won 6, Lost 10)

Schedule

Date	W-L	Score	Opponent	Attendance
9/7	W	34-15	Baltimore	63,157
9/14	L	41-20	at Kansas City	78,416
9/21	W	17-10	at Cincinnati	64,596
9/28	L	30-13	Tennessee	63,244
10/5	L	33-13	Cleveland	64,595
10/12	L	17-14	at Denver	75,974
10/26	L	33-21	St. Louis*	62,665
11/2	L	23-16	at Seattle	66,507
11/9	W	28-15	Arizona	59,520
11/17	L	30-14	at San Francisco	67,877
11/23	W	13-6	at Cleveland	73,658
11/30	L	24-20	Cincinnati	58,797
12/7	W	27-7	Oakland	53,079
12/14	L	6-0	at New York Jets	77,900
12/21	W	40-24	San Diego	52,527
12/28	L	13-10	OT at Baltimore	70,001

*1,000th game in Steelers History

Team Statistics

	Pittsburgh	Opponent
Total First Downs	275	270
Rushing	77	89
Passing	174	155
Penalty	24	26
3rd Down: Made/Att	82/227	71/209
3rd Down Pct.	36.1	34.0
4th Down: Made/Att	11/22	7/16
4th Down Pct.	50.0	43.8
Possession Avg.	30:42	29:18
Total Net Yards	4792	4783
Avg. Per Game	299.5	298.9
Total Plays	1020	968
Avg. Per Play	4.7	4.9
Net Yards Rushing	1488	1741
Avg. Per Game	93.0	108.9
Total Rushes	446	449
Net Yards Passing	3304	3042
Avg. Per Game	206.5	190.1
Sacked/Yards Lost	42/244	35/203
Gross Yards	3548	3245
Att./Completions	532/306	484/294
Completion Pct.	57.5	60.7
Had Intercepted	17	14
Punts/Average	85/41.4	91/40.6
Net Punting Avg.	36.0	32.1
Penalties/Yards	111/1005	96/709
Fumbles/Ball Lost	24/11	24/11
Touchdowns	33	38
Rushing	10	14
Passing	19	20
Returns	4	4

Score by Period

	01	02	03	04	OT	Pts
Team	50	94	93	63	0	300
Opponents	61	98	71	94	3	327

Passing

	Att	Cmp	Yds	Cmp%	TD	Int	Long	Sack/Lost	Rating
Maddox	519	298	3414	57.4	18	17	53	41/242	75.3
Miller	1	1	81	100.0	1	0	81t	0/0	158.3
Batch	8	4	47	50.0	0	0	22	1/2	68.2
Randle El	4	3	6	75.0	0	0	9	0/0	77.1
Team	532	306	3548	57.5	19	17	81t	42/244	76.4
Opponents	484	294	3245	60.7	20	14	61t	35/203	82.4

Scoring

	TD	Ru	Pa	Rt	PAT	FG	2Pt	Pts
Reed	0	0	0	0	31/32	23/32	0	100
Ward	10	0	10	0	0/0	0/0	0	60
Bettis	7	7	0	0	0/0	0/0	1	44
Burress	4	0	4	0	0/0	0/0	0	24
Randle El	3	0	1	2	0/0	0/0	0	18
Zereoue	2	2	0	0	0/0	0/0	0	12
Bruener	1	0	1	0	0/0	0/0	0	6
Doering	1	0	1	0	0/0	0/0	0	6
Hope	1	0	1	0	0/0	0/0	0	6
Kreider	1	1	0	0	0/0	0/0	0	6
Riemersma	1	0	1	0	0/0	0/0	0	6
Scott	1	0	0	1	0/0	0/0	0	6
Townsend	1	0	0	1	0/0	0/0	0	6
Team	33	10	19	4	31/32	23/32	1	300
Opponents	38	14	20	4	32/35	21/24	1	327

Sacks: vonDelhoffen 8.0, Gildon 6.0, Belt 5.0, Porter 5.0, Bailey 2.0, Polamalu 2.0, Smith 2.0, Alexander 1.0, Haggans 1.0, Hampton 1.0, Logan 1.0, Townsend 1.0, Team 35.0, Opponents 42.0

2-Pt. Conversions: Bettis, Team 1-1, Opponents 1-3

Rushing

	No.	Yds	Avg	Long	TD
Bettis	246	811	3.3	21	7
Zereoue	132	433	3.3	22	2
Randle El	15	75	5.0	32	0
Haynes	20	63	3.2	15	0
Ward	11	61	5.5	25	0
Kreider	7	29	4.1	9	1
Maddox	13	12	0.9	6	0
Batch	1	11	11.0	11	0
Burress	1	-7	-7.0	-7	0
Team	446	1488	3.3	32	10
Opponents	449	1741	3.9	78t	14

Receiving

	No.	Yds	Avg	Long	TD
Ward	95	1163	12.2	50	10
Burress	60	860	14.3	47	4
Zereoue	40	310	7.8	29	0
Randle El	37	364	9.8	32t	1
Doering	18	240	13.3	53	1
Bettis	13	86	6.6	16	0
Tuman	12	113	9.4	23	0
Riemersma	10	138	13.8	24	1
Kreider	9	107	11.9	26	0
Haynes	7	57	8.1	13	0
Mays	2	17	8.5	9	0
Bruener	2	12	6.0	11	1
Hope	1	81	81.0	81t	1
Team	306	3548	11.6	81t	19
Opponents	294	3245	11.0	61t	20

Interceptions

	No.	Yds	Avg	Long	TD
Alexander	4	63	15.8	34	0
Scott	3	50	16.7	26t	1
Townsend	3	24	8.0	25t	1
Bell	1	61	61.0	42	0
Farrior	1	9	9.0	9	0
Washington	1	7	7.0	7	0
Gildon	1	1	1.0	1	0
Team	14	215	15.4	42	2
Opponents	17	386	22.7	75t	3

Punting

	No.	Yds	Avg	Net	TB	In	Lg	B
Miller	84	3518	41.9	36.0	8	27	69	1
Team	84	3518	41.9	36.0	8	27	69	1
Opponents	91	3694	40.6	32.1	11	23	61	0

Punt Returns

	Ret	FC	Yds	Avg	Long	TD
Randle El	45	12	542	12.0	84t	2
Doering	0	0	9	0	9	0
Team	45	12	551	12.2	84t	2
Opponents	47	12	296	6.3	45	0

Kickoff Returns

	No.	Yds	Avg	Long	TD
Taylor	37	831	22.5	53	0
Randle El	24	466	19.4	34	0
Mays	4	79	19.8	27	0
Kreider	3	29	9.7	15	0
Team	68	1405	20.7	53	0
Opponents	66	1359	20.6	100t	1

Field Goals

	1-19	20-29	30-39	40-49	50+
Reed	0/0	9/12	6/7	7/12	1/1
Team	0/0	9/12	6/7	7/12	1/1
Opponents	1/1	7/7	5/5	8/9	0/2
Reed: (29G,31G)[20G,51G][24WR,33G][26G,23G,30CR][30G,37G][24G,26G][49G,33G,21G][23WL][45WR][45WR,23G,46G][23G,39G][47SH,44G,48S,44OG][43WL,20WL][47G,40G][42G]					
Opponents: [1][44G][19G,22G][47G][47WL,20G,22G][36G,46G,34G][20G][32G,22G,44G][27G,31G][44G][28G,41G][31G][46G,52SH,51SH,47G]					



2001 Final Regular-Season Statistics (Won 13, Lost 3)

Schedule

Date	W-L	Score	Opponent	Attendance
9/9	L	21-3	at Jacksonville	63,785
9/30	W	20-3	at Buffalo	72,874
10/7	W	16-7	Cincinnati	62,335
10/14	W	20-17	at Kansas City	78,413
10/21	W	17-10	at Tampa Bay	65,588
10/29	W	34-7	Tennessee	63,763
11/4	L	13-10	Baltimore	62,906
11/11	W	15-12/OT	at Cleveland	73,218
11/18	W	20-7	Jacksonville	62,644
11/25	W	34-24	at Tennessee	68,801
12/2	W	21-16	Minnesota	62,661
12/9	W	18-7	New York Jets	62,884
12/16	W	26-21	at Baltimore	69,506
12/23	W	47-14	Detroit	62,809
12/30	L	26-23/OT	at Cincinnati	63,751
1/6	W	28-7	Cleveland	59,189

Team Statistics

	Pittsburgh	Opponent
Total First Downs	314	254
Rushing	148	70
Passing	150	160
Penalty	16	24
3rd Down, Made/Att	106/232	68/199
3rd Down Pct.	45.7	34.2
4th Down, Made/Att	6/12	4/17
4th Down Pct.	50.0	23.5
Possession Avg.	34:10	25:50
Total Net Yards	5887	4137
Avg. Per Game	367.9	258.6
Total Plays	1065	919
Avg. Per Play	5.5	4.5
Net Yards Rushing	2774	1195
Avg. Per Game	173.4	74.7
Total Rushes	580	339
Net Yards Passing	3113	2942
Avg. Per Game	194.6	183.9
Sacked/Yards Lost	31/182	55/367
Gross Yards	3295	3309
Att./Completions	454/274	525/295
Completion Pct.	60.4	56.2
Had Intercepted	12	16
Punts/Average	63/41.4	87/42.3
Net Punting Avg.	63/34.6	87/36.3
Penalties/Yards	86/737	71/585
Fumbles/Ball Lost	28/9	27/12
Touchdowns	38	26
Rushing	17	5
Passing	16	19
Returns	5	2

Score by Period

	Q1	Q2	Q3	Q4	OT	Pts
Team	60	108	102	79	3	352
Opponents	33	81	13	82	3	212

Passing

	Att	Cmp	Yds	Cmp%	TD	Int	Long	Sack/Lost	Rating
Stewart	442	266	3109	60.2	14	11	90t	29/175	81.7
Maddox	9	7	154	77.8	1	1	57	1/4	116.2
Bettis	2	1	32	50.0	1	0	32t	0/0	135.4
Ward	1	0	0	0.0	0	0	0	1/3	39.6
Team	454	274	3295	60.4	16	12	90t	31/182	83.4
Opponents	525	295	3309	56.2	19	16	80t	55/367	74.5

Scoring

	TD	Ru	Pa	Rt	PAT	FG	2Pt	Pts
Brown	0	0	0	0	34/37	30/44	0	124
Burress	6	0	6	0	0/0	0/0	0	36
Stewart	5	5	0	0	0/0	0/0	0	30
Bettis	4	4	0	0	0/0	0/0	0	24
Fuamatu-Ma'afala	3	1	0	0	0/0	0/0	0	24
Ward	4	0	4	0	0/0	0/0	0	24
Edwards	2	1	0	1	0/0	0/0	0	12
Scott	2	0	0	2	0/0	0/0	0	12
Shaw	2	0	2	0	0/0	0/0	0	12
Zereoue	2	1	1	0	0/0	0/0	0	12
Bowers	1	1	0	0	0/0	0/0	0	6
Cushing	1	0	1	0	0/0	0/0	0	6
Gildon	1	0	1	0	0/0	0/0	0	6
Kreider	1	1	0	0	0/0	0/0	0	6
Maddox	1	1	0	0	0/0	0/0	0	6
Tuman	1	0	1	0	0/0	0/0	0	6
Washington	1	0	0	1	0/0	0/0	0	6
Team	38	17	16	5	34/37	30/44	0	352
Opponents	26	5	19	2	23/24	9/20	2	212

Sacks: Gildon 12.0, Bell 9.0, Porter 9.0, A. Smith 8.0, von Delhoffen 4.0, Alexander 2.0, Bailey 2.0, Holmes 2.0, Logan 2.0, Townsend 2.0, Flowers 1.0, Hampton 1.0, Washington 1.0.

Team 55.0, Opponents 31.0

2-PT. Conversions: Team 0-1, Opponents 1-2

Rushing

	No.	Yds	Avg	Long	TD
Bettis	225	1072	4.8	48	4
Stewart	96	537	5.6	48t	5
Fuamatu-Ma'afala	120	453	3.8	46	3
Zereoue	85	441	5.2	32	1
Bowers	18	84	4.7	21t	1
Ward	10	83	8.3	36	0
Kreider	7	29	4.1	12	1
Edwards	5	28	5.6	12t	1
Wittman	5	24	4.8	14	0
Maddox	6	9	1.5	8	1
Martin	1	8	8.0	8	0
Team	578	2768	4.8	48t	17
Opponents	339	1195	3.5	36	5

Receiving

	No.	Yds	Avg	Long	TD
Ward	94	1003	10.7	34	4
Burress	66	1008	15.3	43	6
Shaw	24	409	17.0	90t	2
Edwards	19	283	14.9	57	0
Fuamatu-Ma'afala	16	127	7.9	54	1
Zereoue	13	154	11.8	62	1
Bruener	12	98	8.2	21	0
Bettis	8	48	6.0	16	0
Tuman	7	96	13.7	32t	1
Wittman	6	32	5.3	12	0
Cushing	5	24	4.8	9	1
Kreider	2	5	2.5	5	0
Blackwell	1	8	8.0	8	0
Bowers	1	0	0.0	0	0
Team	274	3295	12.0	90t	16
Opponents	295	3309	11.2	80t	19

Interceptions

	No.	Yds	Avg	Long	TD
Scott	5	204	40.8	62	2
Alexander	4	39	9.8	22	0
Townsend	2	7	3.5	7	0
Logan	2	2	1.0	2	0
Washington	1	15	15.0	15	0
Clancy	1	3	3.0	3	0
Gildon	1	0	0.0	0	0
Team	16	270	16.9	62	2
Opponents	12	101	8.4	39	0

Punting

	No.	Yds	Avg	Net	TB	In	Lg	B
Miller	59	2505	42.5	34.9	5	23	64	1
K. Brown	3	106	35.3	27.3	0	0	46	0
Team	63	2611	41.4	34.6	5	23	64	1
Opponents	87	3677	42.3	36.3	5	28	57	0

Punt Returns

	Ret	FC	Yds	Avg	Long	TD
Poteat	36	14	292	8.1	39	0
Edwards	10	0	83	8.3	28	0
Shaw	4	1	45	11.3	23	0
Team	50	15	420	8.4	39	0
Opponents	28	14	334	11.9	62	0

Kickoff Returns

	No.	Yds	Avg	Long	TD
Edwards	20	462	23.1	81	0
Poteat	16	250	15.6	30	0
Jackson	6	125	20.8	25	0
Blackwell	2	36	18.0	20	0
Logan	1	9	9.0	9	0
Shaw	1	2	2.0	2	0
Team	46	884	19.2	81	0
Opponents	73	1561	21.4	95t	1

Field Goals

	1-19	20-29	30-39	40-49	50+
K. Brown	0/0	7/7	15/20	6/15	2/2
Team	0/0	7/7	15/20	6/15	2/2
Opponents	0/0	3/5	4/6	2/7	0/2

Browns: [41G](33N,30G,52G)[26G,42G,48G](42G,55G)[35G](48N,42G,27G)[38G,41N,33N,48N,35N][31G,27G,37G,37G,45N,32G][48G,28G][39G,47N,37G][40N][26G,33G,40N,44N,38G,20G][22G,33G,32N][48N,37G,38N,31G][38G]()

Opponents: [22N](49N,23G)[51N]()[31G](48N)[25G,39G](40G)[47N](49G)[25G,38N][51N](48N)[48N][32N,28N,34G,31G]()

2000 Final Regular-Season Statistics (Won 9, Lost 7)

Schedule

Date	W-L	Score	Opponent	Attendance
9/3	L	16-0	Baltimore	55,049
9/17	L	23-20	at Cleveland	73,018
9/24	L	23-20	Tennessee	51,769
10/1	W	24-13	at Jacksonville	64,351
10/8	W	20-3	at NY Jets	78,441
10/15	W	15-0	Cincinnati	54,328
10/22	W	22-0	Cleveland	57,659
10/29	W	9-6	at Baltimore	69,405
11/5	L	9-7	at Tennessee	68,498
11/12	L	26-23/OT	Philadelphia	56,702
11/19	L	34-24	Jacksonville	50,925
11/26	W	48-28	at Cincinnati	63,925
12/3	W	21-20	Oakland	55,811
12/10	L	30-10	at NY Giants	78,164
12/16	W	24-3	Washington	58,183
12/24	W	34-21	at San Diego	50,809

Team Statistics

	Pittsburgh	Opponent
Total First Downs	283	252
Rushing	124	82
Passing	128	153
Penalty	31	17
3rd Down: Made/Att	86/229	78/222
3rd Down Pct.	37.6	35.1
4th Down: Made/Att	5/10	8/17
4th Down Pct.	50.0	47.1
Possession Avg.	31:27	28:33
Total Net Yards	4766	4713
Avg. Per Game	297.9	294.6
Total Plays	1009	985
Avg. Per Play	4.7	4.8
Net Yards Rushing	2248	1693
Avg. Per Game	140.5	105.8
Total Rushes	527	425
Net Yards Passing	2518	3020
Avg. Per Game	157.4	188.8
Sacked/Yards Lost	43/220	39/229
Gross Yards	2738	3249
Att./Completions	439/217	521/280
Completion Pct.	49.4	53.7
Had Intercepted	10	17
Punts/Average	91/43.3	84/43.3
Net Punting Avg.	91/37.5	84/35.5
Penalties/Yards	81/667	105/876
Fumbles/Ball Lost	24/11	25/18
Touchdowns	35	24
Rushing	19	9
Passing	12	13
Returns	4	2

Score by Period

	Q1	Q2	Q3	Q4	OT	Pts
Team	58	99	67	97	0	321
Opponents	67	76	50	59	3	255

Passing

	Att	Cmp	Yds	Cmp%	TD	Int	Long	Sack/Lost	Rating
Stewart	289	151	1860	52.2	11	8	45t	30/150	73.6
Graham	148	66	878	44.6	1	1	77t	13/70	63.4
Bettis	2	0	0	0.0	0	1	0	0/0	0.0
Team	439	217	2738	49.4	12	10	77t	43/220	68.9
Opponents	521	280	3249	53.7	13	17	79	39/229	67.6

Scoring

	TD	Ru	Pa	Rt	PAT	FG	2Pt	Pts
Brown	0	0	0	0	32/33	25/30	0	107
Bettis	8	8	0	0	0/0	0/0	0	48
Stewart	7	7	0	0	0/0	0/0	0	42
Shaw	4	0	4	0	0/0	0/0	0	24
Ward	4	0	4	0	0/0	0/0	0	24
Huntley	3	3	0	0	0/0	0/0	1	20
Bruener	3	0	3	0	0/0	0/0	0	18
Porter	1	0	0	1	0/0	0/0	0	8
Blackwell	1	0	0	1	0/0	0/0	0	6
Fuamatu-Ma'afala	1	0	0	0	0/0	0/0	0	6
Gildon	1	0	0	1	0/0	0/0	0	6
Hawkins	1	0	0	1	0/0	0/0	0	6
Poteat	1	0	0	1	0/0	0/0	0	6
Team	35	19	12	4	32/33	25/30	1	321
Opponents	24	9	13	2	24/24	29/34	0	255

Sacks: Gildon 13.5, Porter 10.5, A. Smith 4.0, Townsend 3.5, Alexander 1.5, Battles 1.0, Flowers 1.0, Holmes 1.0, von Oelhoffen 1.0, Vrabel 1.0, Team 39.0, Opponents 43.0

2-Pt. Conversions: Huntley, Team 1-2, Opponents 0-0

Rushing

	No.	Yds	Avg	Long	TD
Bettis	355	1341	3.8	30	8
Stewart	78	436	5.6	45t	7
Huntley	46	215	4.7	30t	3
Fuamatu-Ma'afala	21	149	7.1	23	1
Ward	4	53	13.3	23	0
Kreider	2	24	12.0	22	0
Zereoue	6	14	2.3	11	0
Graham	8	7	0.9	7	0
Witman	3	5	1.7	2	0
Edwards	3	4	1.3	15	0
Miller	1	0	0.0	0	0
Team	527	2248	4.3	45t	19
Opponents	425	1693	4.0	46	9

Receiving

	No.	Yds	Avg	Long	TD
Ward	48	672	14.0	77t	4
Shaw	40	672	16.8	45t	4
Burrese	22	273	12.4	39	0
Hawkins	19	238	12.5	33	1
Edwards	18	215	11.9	27	0
Bruener	17	192	11.3	30t	3
Bettis	13	97	7.5	25	0
Fuamatu-Ma'afala	11	107	9.7	25	0
Huntley	10	91	9.1	19	0
Kreider	5	42	8.4	14	0
Witman	5	33	6.6	11	0
Cushing	4	17	4.3	5	0
Geason	3	66	22.0	36	0
Blackwell	2	23	11.5	14	0
Team	217	2738	12.6	77t	12
Opponents	280	3249	11.6	79	13

Interceptions

	No.	Yds	Avg	Long	TD
Washington	5	59	11.8	31	0
Scott	5	49	9.8	33	0
Alexander	3	31	10.3	15	0
Codie	1	14	14.0	14	0
Kirkland	1	1	1.0	1	0
Flowers	1	0	0.0	0	0
Porter	1	0	0.0	0	0
Team	17	154	9.1	33	0
Opponents	10	150	15.0	63t	2

Punting

	No.	Yds	Avg	Net	TB	In	Lg	B
Miller	90	3944	43.8	37.5	8	34	67	1
Team	91	3944	43.3	37.5	8	34	67	1
Opponents	84	3641	43.3	35.5	8	29	65	0

Punt Returns

	Ret	FC	Yds	Avg	Long	TD
Poteat	36	7	467	13.0	54	1
Hawkins	4	11	15	3.8	9	0
Shaw	2	1	17	8.5	10	0
Edwards	0	1	0	—	0	0
Team	42	20	499	11.9	54	1
Opponents	44	14	371	8.4	27	0

Kickoff Returns

	No.	Yds	Avg	Long	TD
Poteat	24	465	19.4	31	0
Edwards	15	298	19.9	37	0
Blackwell	10	281	28.1	98t	1
Ward	7	186	26.6	57	0
Kreider	1	0	0.0	0	0
Tuman	1	-1	-1.0	-1	0
Shaw	0	-8	—	-8	0
Team	58	1221	21.1	98t	1
Opponents	69	1496	21.7	62	0

Field Goals

	1-19	20-29	30-39	40-49	50+
K. Brown	1/1	8/8	9/10	6/9	1/2
Team	1/1	8/8	9/10	6/9	1/2
Opponents	2/2	9/11	6/7	11/13	1/1

Brown: [45N][41G,31G][32G,32G,50N][19G][43G,29G][36G,28G][44G,20G,31G,26G,33G][24G][38G,52G,40G][40G,42N][44G,28G][32G,36N,44N][28G][32G,28G]

Opponents: [23G,26G,33G][23G,28G,19G][24G,40G,40G][19G,48G][29G,40G][42N][51G,49G][21G,24N,31G,29G][26G,45G,38N,42G,42G][36G,33G][40G,42G,44N][38G,40G,21G][32G][1]



1999 Final Regular-Season Statistics (Won 6, Lost 10)

Schedule

Date	W-L	Score	Opponent	Attendance
9/12	W	43-0	at Cleveland	73,138
9/19	W	23-20	at Baltimore	68,965
9/26	L	29-10	Seattle	57,881
10/3	L	17-3	Jacksonville	57,308
10/10	L	24-21	at Buffalo	71,038
10/17	W	17-3	at Cincinnati	59,669
10/25	W	13-9	Atlanta	58,141
11/7	W	27-6	at San Francisco	68,557
11/14	L	16-15	Cleveland	58,213
11/21	L	16-10	at Tennessee	66,519
11/28	L	27-20	Cincinnati	50,907
12/2	L	20-6	at Jacksonville	68,806
12/12	L	31-24	Baltimore	46,715
12/18	L	35-19	at Kansas City	78,697
12/26	W	30-20	Carolina	39,428
1/2	L	47-36	Tennessee	48,025

Team Statistics

	Pittsburgh	Opponent
Total First Downs	295	260
Rushing	111	92
Passing	159	142
Penalty	25	26
3rd Down: Made/Att	90/234	64/203
3rd Down Pct.	38.5	31.5
4th Down: Made/Att	7/24	8/16
4th Down Pct.	29.2	50.0
Possession Avg.	31:28	28:32
Total Net Yards	4874	4884
Avg. Per Game	304.6	305.3
Total Plays	1067	953
Avg. Per Play	4.6	5.1
Net Yards Rushing	1991	1958
Avg. Per Game	124.4	122.4
Total Rushes	495	451
Net Yards Passing	2883	2926
Avg. Per Game	180.2	182.9
Sacked/Yards Lost	37/235	39/241
Gross Yards	3118	3167
Att./Completions	535/301	463/245
Completion Pct.	56.3	52.9
Had Intercepted	18	14
Punts/Average	84/45.2	92/40.6
Net Punting Avg.	91/37.5	84/35.5
Penalties/Yards	119/945	101/813
Fumbles/Ball Lost	19/7	29/14
Touchdowns	35	36
Rushing	14	10
Passing	19	20
Returns	2	6

Score by Period

	01	02	03	04	OT	Pts
Team	102	72	60	83	0	317
Opponents	100	102	59	59	0	320

Passing

	Att	Cmp	Yds	Cmp%	TD	Int	Long	Sack/Lost	Rating
Stewart	275	160	1464	58.2	6	10	42	22/131	64.9
Tomczak	258	139	1625	53.9	12	8	49	15/104	75.8
Bettis	1	1	21	100.0	1	0	21t	0/0	158.3
Gonzalez	1	1	8	100.0	0	0	8	0/0	100.0
Team	535	301	3118	56.3	19	18	49	37/235	71.1
Opponents	463	245	3167	52.9	20	14	88t	40/247	76.5

Scoring

	TD	Ru	Pa	Rt	PAT	FG	2Pt	Pts
Brown	0	0	0	0	30/31	25/29	0	105
Huntley	8	5	3	0	0/0	0/0	0	48
Ward	7	0	7	0	0/0	0/0	0	44
Bettis	7	7	0	0	0/0	0/0	0	44
Edwards	5	0	5	0	0/0	0/0	0	30
Shaw	3	0	3	0	0/0	0/0	0	18
Stewart	3	2	1	0	0/0	0/0	0	18
Davis	1	0	0	1	0/0	0/0	0	6
Porter	1	0	0	1	0/0	0/0	0	6
Team	35	14	19	2	30/31	25/29	0	317
Opponents	36	10	20	6	34/35	20/26	5	320

Sacks: Gildon 8.5, Emmons 6.0, Flowers 5.0, Royce 4.5, Oldham 3.0, Steed 3.0, Kirkland 2.0, Porter 2.0, Vrabel 2.0, L. Brown 1.0, Henry 1.0, Shields 1.0.
Team 39.0, Opponents 37.0
2-Pt. Conversions: Ward, Team 1-4, Opponents 0-1

Rushing

	No.	Yds	Avg	Long	TD
Bettis	299	1091	3.6	35	7
Huntley	93	567	6.1	52	5
Stewart	56	258	4.6	21	2
Zereoue	18	48	2.7	8	0
Tomczak	16	19	1.2	17	0
Witman	6	18	3.0	7	0
Fuamatu-Ma'a'afa	1	4	4.0	4	0
Ward	2	-2	-1.0	3	0
Gonzalez	2	-3	-1.5	-1	0
Miller	2	-9	-4.5	0	0
Team	495	1991	4.0	52	14
Opponents	451	1958	4.3	82t	10

Receiving

	No.	Yds	Avg	Long	TD
Edwards	61	714	11.7	41	5
Ward	61	638	10.5	42	7
Hawkins	30	285	9.5	23	0
Shaw	28	387	13.8	49	3
Huntley	27	253	9.4	25	3
Bettis	21	110	5.2	17	0
Blackwell	20	186	9.3	26	0
Bruener	18	176	9.8	29	0
Witman	12	106	8.8	38	0
Stewart	9	113	12.6	28	1
Lyons	8	81	10.1	25	0
Cline	4	45	11.3	30	0
Cushing	2	29	14.5	22	0
Johnson	2	23	11.5	18	0
Zereoue	2	17	8.5	14	0
Team	301	3118	10.4	49	19
Opponents	245	3167	12.9	88	20

Interceptions

	No.	Yds	Avg	Long	TD
Shields	4	75	18.8	25	0
Washington	4	1	0.3	1	0
Kirkland	1	23	23.0	23	0
Emmons	1	22	22.0	22	0
Scott	1	16	16.0	16	0
Oldham	1	9	9.0	9	0
Royce	1	2	2.0	2	0
Davis	1	1	1.0	1	0
Team	14	149	10.6	25	0
Opponents	18	304	16.9	58t	3

Punting

	No.	Yds	Avg	Net	TB	In	Lg	B
Miller	84	3795	45.2	38.1	10	27	75	0
Team	84	3795	45.2	38.1	10	27	75	0
Opponents	92	3737	40.6	34.3	10	32	78	0

Punt Returns

	Ret	FC	Yds	Avg	Long	TD
Edwards	25	4	234	9.4	48	0
Hawkins	11	6	49	4.5	14	0
Shaw	4	3	53	13.3	17	0
Blackwell	1	1	39	39.0	39	0
Ward	1	0	2	2.0	2	0
Team	42	14	377	9.0	48	0
Opponents	39	13	392	10.1	94t	1

Kickoff Returns

	No.	Yds	Avg	Long	TD
Huntley	15	336	22.4	41	0
Blackwell	14	282	20.1	37	0
Edwards	13	234	18.0	44	0
Zereoue	7	169	24.1	35	0
Lyons	3	42	14.0	17	0
Cline LG	2	8	4.0	8	0
Cline TM	2	8	4.0	8	0
Fuamatu-Ma'a'afa	1	9	9.0	9	0
Vrabel	1	6	6.0	6	0
Ward	1	24	24.0	24	0
Team	57	1,110	19.5	44	0
Opponents	67	1,209	18.0	75	0

Field Goals

	1-19	20-29	30-39	40-49	50+
K. Brown	2/2	5/5	9/10	8/11	1/1
Team	2/2	5/5	9/10	8/11	1/1
Opponents	2/2	8/9	4/5	5/8	1/1

K. Brown: (19G,28G,19G)(32G,28G,35G)(33G)
 (48G)(43G)(51G,25G)(28G,38G,31N)(41G,32G,47G)(44N,24G)(35G,33G)(40G,38G)(31G,46N)(42G,49B,47G)(46G)(1)

Opponents: (1)(45G,28G)(45G,51G,41G,26G,30N,38G)(27G,41G)(29G,36N)(37G,41N)(47N)(19G,20G,49N)(39G)(1)(29G)

1998 Final Regular-Season Statistics (Won 7, Lost 9)

Schedule

Date	W-L	Score	Opponent	Attendance
9/6	W	20-13	at Baltimore	68,847
9/13	W	17-12	Chicago	59,084
9/20	L	21-0	at Miami	73,948
9/27	W	13-10	Seattle	58,413
10/11	L	25-20	at Cincinnati	59,979
10/18	W	16-6	Baltimore	58,620
10/26	W	20-13	at Kansas City	79,431
11/1	L	41-31	Tennessee	58,222
11/9	W	27-20	Green Bay	60,507
11/15	L	23-14	at Tennessee	41,104
11/22	W	30-15	Jacksonville	59,124
11/26	L	19-16/OT	at Detroit	78,139
12/6	L	23-9	New England	58,632
12/13	L	16-3	at Tampa Bay	65,335
12/20	L	25-24	Cincinnati	52,017
12/28	L	21-3	at Jacksonville	74,143

Team Statistics

	Pittsburgh	Opponent
Total First Downs	268	266
Rushing	106	88
Passing	135	155
Penalty	27	23
3rd Down: Made/Att	87/224	89/236
3rd Down Pct.	38.8	37.7
4th Down: Made/Att	3/15	8/18
4th Down Pct.	20.0	44.4
Possession Avg.	30.20	29.40
Total Net Yards	4586	4963
Avg. Per Game	286.6	310.2
Total Plays	1014	1002
Avg. Per Play	4.5	5.0
Net Yards Rushing	2034	1642
Avg. Per Game	127.1	102.6
Total Rushes	490	479
Net Yards Passing	2552	3321
Avg. Per Game	159.5	207.6
Sacked/Yards Lost	35/229	41/238
Gross Yards	2781	3559
Att./Completions	489/274	482/268
Completion Pct.	56.0	55.6
Had Intercepted	20	16
Punts/Average	82/43.5	76/45.8
Net Punting Avg.	82/36.8	76/38.9
Penalties/Yards	79/691	106/854
Fumbles/Ball Lost	18/12	28/13
Touchdowns	26	30
Rushing	8	8
Passing	13	17
Returns	5	5

Score by Period

	01	02	03	04	OT	Pts
Team	40	86	70	67	0	263
Opponents	24	112	63	101	3	303

Passing

	Att	Cmp	Yds	Cmp%	TD	Int	Long	Sack/Lost	Rating
Stewart	458	252	2560	55.0	11	18	55t	33/211	62.9
Tomczak	30	21	204	70.0	2	2	42	2/18	83.2
Ward	1	1	17	100.0	0	0	17	0/0	118.8
Team	489	274	2781	56.0	13	20	55t	35/229	64.3
Opponents	482	268	3559	55.6	17	16	86t	41/238	77.1

Scoring

	TD	Ru	Pa	Rt	PAT	FG	2Pt	Pts
N. Johnson	0	0	0	0	21/21	26/31	0	99
C. Johnson	7	0	7	0	0/0	0/0	0	46
Bettis	3	3	0	0	0/0	0/0	0	18
Fuamatu Ma'afala	3	2	1	0	0/0	0/0	0	18
Bruener	2	0	2	0	0/0	0/0	0	12
Stewart	2	2	0	0	0/0	0/0	0	12
Washington	2	0	2	0	0/0	0/0	0	12
Blackwell	1	0	1	0	0/0	0/0	0	8
Coleman	1	0	1	0	0/0	0/0	0	6
Hawkins	1	0	1	0	0/0	0/0	0	6
Huntley	1	1	0	0	0/0	0/0	0	6
Lake	1	0	0	1	0/0	0/0	0	6
McAfee	1	0	0	1	0/0	0/0	0	6
Oldham	1	0	0	1	0/0	0/0	0	6
George	0	0	0	0	2/2	0/1	0	2
Team	26	8	13	5	23/23	26/32	0	263
Opponents	30	8	17	5	23/24	32/41	0	303

Sacks: Gildon 11.0, Henry 4.0, Emmons 3.5, Harrison 3.5, Royle 3.5, D. Jones 3.0, Kirkland 2.5, Vrabel 2.5, Gibson 2.0, Holmes 1.5, Flowers 1.0, Lake 1.0, Steed 1.0, Oldham 0.5, Perry 0.5,
Team 41.0, Opponents 35.0
 2-Pt. Conversions: C. Johnson 2, Blackwell, Team 3-3, Opponents 2-6

Rushing

	No.	Yds	Avg	Long	TD
Bettis	316	1185	3.8	42	3
Stewart	81	406	5.0	56	2
Huntley	55	242	4.4	48	1
McAfee	18	111	6.2	14	0
Hawkins	10	41	4.1	14	0
Fuamatu-Ma'afala	7	30	4.3	10t	2
Ward	1	13	13.0	13	0
C. Johnson	1	4	4.0	4	0
Wittman	1	2	2.0	2	0
Team	490	2034	4.2	56	8
Opponents	479	1642	3.4	37t	8

Receiving

	No.	Yds	Avg	Long	TD
Hawkins	66	751	11.4	53	1
C. Johnson	65	815	12.5	55t	7
Blackwell	32	297	9.3	24t	1
Bruener	19	157	8.3	20	2
Bettis	16	90	5.6	26	0
Ward	15	246	16.4	45	0
Wittman	13	74	5.7	15	0
Dunn	9	87	9.7	24	0
Fuamatu-Ma'afala	9	84	9.3	26t	1
Lester	9	46	5.1	9	0
McAfee	9	27	3.0	11	0
Coleman	4	49	12.3	13t	1
Lyons	3	19	6.3	11	0
Huntley	3	18	6.0	7	0
Stewart	1	17	17.0	17	0
Bishop	1	4	4.0	4	0
Team	274	2781	10.1	55t	13
Opponents	268	3559	13.3	86t	17

Interceptions

	No.	Yds	Avg	Long	TD
Washington	5	178	35.6	78t	2
Lake	4	33	8.3	27	1
Perry	2	69	34.5	40	0
Holmes	1	36	36.0	36	0
Oldham	1	14	14.0	14	0
Emmons	1	2	2.0	2	0
Flowers	1	2	2.0	2	0
Kirkland	1	1	1.0	1	0
Team	16	335	20.9	78t	3
Opponents	20	169	8.5	33	2

Punting

	No.	Yds	Avg	Net	TB	In	Lg	B
Miller	81	3530	43.6	36.8	12	34	73	0
Stewart	1	35.0	35.0	35.0	0	1	35	0
Team	82	3565	43.5	36.8	12	35	73	0
Opponents	76	3482	45.8	38.9	13	22	71	1

Punt Returns

	Ret	FC	Yds	Avg	Long	TD
Hawkins	15	8	175	11.7	47	0
Coleman	10	3	53	5.3	12	0
Arnold	4	1	19	4.8	8	0
Blackwell	4	4	22	5.5	13	0
Team	33	16	269	8.2	47	0
Opponents	30	18	310	10.3	46	0

Kickoff Returns

	No.	Yds	Avg	Long	TD
Dunn	21	525	25.0	44	0
Blackwell	20	382	19.1	43	0
Huntley	6	119	19.8	26	0
Arnold	3	78	26.0	31	0
Lyons	2	-4	-2.0	6	0
Gibson	1	9	9.0	9	0
McAfee	1	10	10.0	25	0
Royle	1	0	0.0	0	0
Bruener	0	-7	-	-7	0
Team	55	1112	20.2	44	0
Opponents	64	1212	18.9	53	0

Field Goals

	1-19	20-29	30-39	40-49	50+
N. Johnson	0/0	10/10	5/5	11/14	0/2
George	0/0	0/0	0/1	0/0	0/0
Team	0/0	10/10	5/6	11/14	0/2
Opponents	1/1	9/9	9/10	12/17	1/4
N. Johnson	[276,49G][49G][47B][33G,42N,25G]	[40G,40G][41G,42G,40G][34G,22G][52N][45G,21G][38G,29G,41G][30G,38G,53N,25G][49G,26G,43G][27G][22G][47N,24G]			
George	[[0000000000][36H][00000000]]				
Opponents	[41G,42N,42N,45N,25G][19G,36G][47G,52N][44G,48G][41G,40G][20G,28G][43G,32G][51N,42G,37G][46G,24G,22G][44G,51G,43N,35G,42G][21G,29G,35G][39G,37G,33B,21G][33G,37G,43G,53N,46N,21G][1]				



1997 Final Regular-Season Statistics (Won 11, Lost 5)

Schedule

Date	W-L	Score	Opponent	Attendance
8/31	L	37-7	Dallas	60,396
9/7	W	14-13	Washington	58,059
9/22	L	30-21	at Jacksonville	73,016
9/28	W	37-24	Tennessee	57,507
10/5	W	42-34	at Baltimore	64,421
10/12	W	24-22	Indianapolis	57,925
10/19	W	26-10	at Cincinnati	60,020
10/26	W	23-17/OT	Jacksonville	57,011
11/3	L	13-10	at Kansas City	78,301
11/9	W	37-0	Baltimore	56,669
11/16	W	20-3	Cincinnati	55,226
11/23	L	23-20	at Philadelphia	67,166
11/30	W	26-20/OT	at Arizona	66,341
12/7	W	35-24	Denver	59,739
12/13	W	24-21/OT	at New England	60,013
12/21	L	16-6	at Tennessee	50,677

Team Statistics

	Pittsburgh	Opponent
Total First Downs	326	285
Rushing	154	82
Passing	157	177
Penalty	15	26
3rd Down: Made/Att	98/216	102/228
3rd Down Pct.	44.7	44.7
4th Down: Made/Att	11/18	7/13
4th Down Pct.	61.1	53.8
Possession Avg.	32.05	27.55
Total Net Yards	5542	4705
Avg. Per Game	346.4	294.1
Total Plays	1058	1005
Avg. Per Play	5.2	4.7
Net Yards Rushing	2479	1318
Avg. Per Game	154.9	82.4
Total Rushes	572	403
Net Yards Passing	3063	3387
Avg. Per Game	191.4	211.7
Sacked/Yards Lost	20/152	48/294
Gross Yards	3215	3681
Att./Completions	466/253	554/295
Completion Pct.	54.3	53.2
Had Intercepted	19	20
Punts/Average	64/42.6	66/42.5
Net Punting Avg.	64/35.0	66/37.9
Penalties/Yards	95/881	90/708
Fumbles/Ball Lost	25/14	26/14
Touchdowns	44	31
Rushing	19	5
Passing	22	24
Returns	3	2

Score by Period

	Q1	Q2	Q3	Q4	OT	Pts
Team	67	98	86	106	15	372
Opponents	69	106	65	67	0	307

Passing

	Att	Cmp	Yds	Cmp%	TD	Int	Long	Sack/Lost	Rating
Stewart	440	236	3020	53.6	21	17	69t	20/152	75.2
Tomczak	24	16	185	66.7	1	2	28t	0/0	68.9
Quinn	2	1	10	50.0	0	0	10	0/0	64.5
Team	466	253	3215	54.3	22	19	69t	20/152	74.8
Opponents	554	295	3681	53.2	24	20	55	48/294	73.5

Scoring

	TD	Ru	Pa	Rt	PAT	FG	2Pt	Pts
N. Johnson	0	0	0	0	40/40	22/25	0	106
Stewart	11	11	0	0	0/0	0/0	0	66
Bettis	9	7	2	0	0/0	0/0	0	54
Thigpen	7	0	7	0	0/0	0/0	0	44
Bruener	6	0	6	0	0/0	0/0	0	36
Hawkins	3	0	3	0	0/0	0/0	0	18
Blackwell	2	0	1	1	0/0	0/0	0	12
C. Johnson	2	0	2	0	0/0	0/0	0	12
Jones	2	1	1	0	0/0	0/0	0	12
Gildon	1	0	0	1	0/0	0/0	0	6
Lake	1	0	0	1	0/0	0/0	0	6
Team	44	19	22	3	40/40	22/25	0	372
Opponents	31	5	24	2	28/28	29/35	1	307

Sacks: Lake 6.0, Gildon 5.0, Kirkland 5.0, Henry 4.5, Conley 4.0, Harrison 4.0, Holmes 4.0, Oldham 4.0, Lloyd 3.5, Bell 1.5, Vrabel 1.5, Fuller 1.0, Gibson 1.0, Perry 1.0, Royce 1.0, Steed 1.0.

Team 48.0, Opponents 20.0

2-Pt. Conversions: Thigpen, Team 1-2, Opponents 2-3

Rushing

	No.	Yds	Avg	Long	TD
Bettis	375	1665	4.4	34	7
Stewart	88	476	5.4	74t	11
Jones	72	235	3.3	32	1
McAfee	13	41	3.2	9	0
Hawkins	5	17	3.4	11	0
Blackwell	2	14	7.0	11	0
Tomczak	7	13	1.9	17	0
Witman	5	11	2.2	4	0
Lester	2	9	4.5	6	0
Thigpen	1	3	3.0	3	0
Marsh	1	2	2.0	2	0
Miller	1	-7	-7.0	-7	0
Team	572	2479	4.3	74t	19
Opponents	403	1318	3.3	47	5

Receiving

	No.	Yds	Avg	Long	TD
Thigpen	79	1398	17.7	69t	7
C. Johnson	46	568	12.3	49	2
Hawkins	45	555	12.3	44t	3
Bruener	18	117	6.5	18t	6
Jones	16	96	6.0	25	1
Bettis	15	110	7.3	19t	2
Blackwell	12	168	14.0	46	1
Lester	10	51	5.1	14	0
Lyons	4	29	7.3	13	0
McAfee	2	44	22.0	30	0
Marsh	2	14	7.0	8	0
Adams	1	39	39.0	39	0
Sadowski	1	12	12.0	12	0
Botkin	1	11	11.0	11	0
Witman	1	3	3.0	3	0
Team	253	3215	12.7	69t	22
Opponents	295	3681	12.5	55	24

Interceptions

	No.	Yds	Avg	Long	TD
Woolford	4	91	22.8	34	0
Perry	4	77	19.3	42	0
Lake	3	16	5.3	11	0
Oldham	2	16	8.0	8	0
Kirkland	2	14	7.0	11	0
Scott	2	-4	-2.0	0	0
Henry	1	36	36.0	36	0
Bell	1	10	10.0	7	0
Conley	1	-3	-3.0	3	0
Team	20	253	12.7	42	0
Opponents	19	270	14.2	43	0

Punting

	No.	Yds	Avg	Net	TB	In	Lg	B
Miller	64	2729	42.6	35.0	11	17	72	0
Team	64	2729	42.6	35.0	11	17	72	0
Opponents	66	2804	42.5	37.9	4	17	59	0

Punt Returns

	Ret	FC	Yds	Avg	Long	TD
Blackwell	23	6	149	6.5	15	0
Coleman	5	2	5	1.0	5	0
Hawkins	4	2	68	17.0	30	0
Team	32	10	222	6.9	30	0
Opponents	23	6	271	11.8	38	0

Kickoff Returns

	No.	Yds	Avg	Long	TD
Blackwell	32	791	24.7	97t	1
Coleman	24	487	20.3	28	0
Adams	10	215	21.5	31	0
Vrabel	1	0	0.0	0	0
Witman	1	10	10.0	10	0
Team	67	1493	22.3	97t	1
Opponents	74	1556	21.0	97t	1

Field Goals

	1-19	20-29	30-39	40-49	50+
N. Johnson	1/1	6/6	8/8	6/8	1/2
Team	1/1	6/6	8/8	6/8	1/2
Opponents	1/1	13/14	11/12	3/6	1/2

N. Johnson: ([1](40B))([46N,48G,25G,44G])([23G](43G,32G)(19G)(27G)(52G,22G,39G)(34G,25G)(46G,40G)(40G,39G)(51N)(36G,34G,31G)(23G,36G)

Opponents: ([53G,24G,28G)(37G,28G)(29N,20G,45G,38N,27G)(43N,37G,47G,28G)(34G)(37G,27G,35G,42N)(33G)(20G)(35G,44G)([25G](23G,35G,25G)(32G,19G,46N)(35G,53N)([34G,29G,26G)

1996 Final Regular-Season Statistics (Won 10, Lost 6)

Schedule

Date	W-L	Score	Opponent	Attendance
9/1	L	24-9	at Jacksonville	70,210
9/8	W	31-17	Baltimore	57,241
9/16	W	24-6	Buffalo	59,002
9/29	W	30-16	Houston	58,608
10/7	W	17-7	at Kansas City	79,189
10/13	W	20-10	Cincinnati	58,875
10/20	L	23-13	at Houston	50,337
10/27	W	20-17	at Atlanta	58,760
11/3	W	42-6	St. Louis	58,148
11/10	L	34-24	at Cincinnati	57,265
11/17	W	28-3	Jacksonville	58,879
11/25	W	24-17	at Miami	73,489
12/1	L	31-17	at Baltimore	51,822
12/8	W	16-3	San Diego	56,368
12/15	L	25-15	San Francisco	59,823
12/22	L	18-14	at Carolina	72,217

Team Statistics

	Pittsburgh	Opponent
Total First Downs	296	286
Rushing	138	80
Passing	146	174
Penalty	12	32
3rd Down: Made/Att	84/208	77/213
3rd Down Pct.	40.4	36.2
4th Down: Made/Att	4/10	4/11
4th Down Pct.	40.0	36.4
Possession Avg.	30.08	29.52
Total Net Yards	5140	4362
Avg. Per Game	321.3	272.6
Total Plays	1002	1009
Avg. Per Play	5.1	4.3
Net Yards Rushing	2299	1415
Avg. Per Game	143.7	88.4
Total Rushes	525	411
Net Yards Passing	2841	2947
Avg. Per Game	177.6	184.2
Sacked/Yards Lost	21/149	51/369
Gross Yards	2990	3316
Att./Completions	456/246	547/322
Completion Pct.	53.9	58.9
Had Intercepted	19	23
Punts/Average	72/40.7	86/43.8
Net Punting Avg.	72/33.7	86/38.1
Penalties/Yards	84/665	97/746
Fumbles/Ball Lost	27/14	28/17
Touchdowns	39	27
Rushing	18	7
Passing	15	17
Returns	6	3

Score by Period

	Q1	Q2	Q3	Q4	OT	Pts
Team	84	115	92	53	0	344
Opponents	67	85	42	63	0	257

Scoring

	TD	Ru	Pa	Rt	PAT	FG	2Pt	Pts
N. Johnson	0	0	0	0	37/37	23/30	0	106
Bettis	11	11	0	0	0/0	0/0	0	66
Stewart	8	5	3	0	0/0	0/0	0	48
Hastings	6	0	6	0	0/0	0/0	0	36
C. Johnson	3	0	3	0	0/0	0/0	0	20
Lake	2	0	2	0	0/0	0/0	0	12
Pegram	2	1	0	1	0/0	0/0	0	12
Thigpen	1	0	0	1	0/0	0/0	0	12
Woodson	2	0	2	0	0/0	0/0	0	12
Lester	1	1	0	0	0/0	0/0	0	6
Mills	1	0	1	0	0/0	0/0	0	6
Perry	1	0	0	1	0/0	0/0	0	6
Bruener	0	0	0	0	0/0	0/0	0	2
Team	39	18	15	6	37/37	23/30	0	344
Opponents	27	7	17	3	26/26	21/26	3	257

Sacks: Brown 13.0, Gildon 7.0, Kirkland 4.0, Buckner 3.0, Gibson 2.5, Emmons 2.5, Lake 2.0, Bell 2.0, Ravotti 2.0, Oldham 2.0, Henry 1.5, Perry 1.0, Williams 1.0, Woodson 1.0, Johnson 1.0, Jones 1.0, Holmes 1.0, Lloyd 1.0, Raybon 1.0, Olsavsky 0.5, TM 1.0.

Team 51.0, Opponents 21.0

2-Pt. Conversions: C. Johnson, Bruener, Team 2-2, Opponents 0-1

Rushing

	No.	Yds	Avg	Long	TD
Bettis	320	1431	4.5	50t	11
Pegram	97	509	5.2	27	1
Stewart	39	171	4.4	80t	5
Hastings	4	71	17.8	37	0
Witman	17	69	4.1	15	0
Mills	2	24	12.0	15	0
Lester	8	20	2.5	5t	1
McAfee	7	17	2.4	5	0
Richardson	5	17	3.4	8	0
Arnold	1	-3	-3.0	-3	0
Miller	2	-4	-2.0	0	0
Tomczak	22	-7	-0.3	6	0
Edger	1	-16	-16.0	-16	0
Team	525	2299	4.4	80t	18
Opponents	411	1415	3.4	33t	7

Receiving

	No.	Yds	Avg	Long	TD
Hastings	72	739	10.3	38	6
C. Johnson	60	1008	16.8	70t	3
Bettis	22	122	5.5	16	0
Stewart	17	293	17.2	48	3
Pegram	17	112	6.6	14	0
Thigpen	12	244	20.3	39	2
Bruener	12	141	11.8	36	0
Mills	7	92	13.1	22	1
Lester	7	70	10.0	19	0
Arnold	6	76	12.7	26	0
McAfee	5	21	4.2	9	0
Botkin	4	36	9.0	17	0
Witman	2	15	7.5	11	0
Hayes	2	14	7.0	7	0
Holliday	1	7	7.0	7	0
Team	246	2990	12.2	70t	15
Opponents	322	3316	10.3	53	17

Interceptions

	No.	Yds	Avg	Long	TD
Woodson	6	121	20.2	43t	1
Perry	5	115	23.0	28	1
Kirkland	4	12	3.0	6	0
Brown	2	20	10.0	16	0
Figures	2	13	6.5	13	0
Lake	1	47	47.0	47t	1
Olsavsky	1	5	5.0	5	0
Williams	1	1	1.0	1	0
Fuller	1	0	0.0	0	0
Team	23	334	14.5	47t	3
Opponents	19	234	12.3	61t	2

Punting

	No.	Yds	Avg	Net	TB	In	Lg
Miller	55	2256	41.0	33.6	8	18	61
Edge	17	675	39.7	34.1	3	7	48
Team	72	2931	40.7	33.7	11	25	61
Opponents	86	3771	43.8	38.1	12	25	64

Punt Returns

	Ret	FC	Yds	Avg	Long	TD
Hastings	37	12	242	6.5	33	0
Arnold	2	0	6	3.0	5	0
Jones	1	0	3	3.0	3	0
Team	40	12	250	6.3	33	0
Opponents	32	15	284	8.9	46	0

Kickoff Returns

	No.	Yds	Avg	Long	TD
Arnold	19	425	22.4	30	0
Pegram	17	419	24.6	91t	1
Mills	8	146	18.3	27	0
Johnson	6	111	18.5	31	0
Hastings	1	42	42.0	42	0
Perry	1	8	8.0	8	0
Witman	1	20	20.0	20	0
Team	53	1171	22.1	91t	1
Opponents	69	1509	21.9	90t	1

Field Goals

	1-19	20-29	30-39	40-49	50+
N. Johnson	0/0	10/12	8/10	5/7	0/1
Team	0/0	10/12	8/10	5/7	0/1
Opponents	1/1	7/7	6/7	6/9	1/2
Johnson:	[486,296,236][35G][30G,37B248] [33G,36G,36G][21G,32G,288,43G][33G,22G][26G, 38N,29G][27G,20G][46G,42N][51N][47G,47N] [22G][49G,39G,21G]				
Opponents:	[52G][29G][31G,45G][47N] [43N][19G][22G,32G,48G][41G][25G,27G] [32G,34G][40G][56N,41G,48N][40G][25G] [39N,22G][35G,30G,29G]				

Passing

	Att	Cmp	Yds	Cmp%	TD	Int	Long	Sack/Lost	Rating
Tomczak	401	222	2767	55.4	15	17	70t	16/105	71.8
Stewart	30	11	100	36.7	0	2	15	3/37	18.8
Miller	25	13	123	52.0	0	0	17	2/7	65.9
Team	456	246	2990	53.9	15	19	70t	21/149	68.0
Opponents	547	322	3316	58.9	17	23	53	51/369	69.2



1995 Final Regular-Season Statistics (Won 11, Lost 5)

Schedule

Date	W-L	Score	Opponent	Attendance
9/3	W	23-20	Detroit	58,002
9/10	W	34-17	at Houston	44,122
9/18	L	23-10	at Miami	72,874
9/24	L	44-24	Minnesota	57,853
10/1	W	31-16	San Diego	57,012
10/8	L	20-16	at Jacksonville	72,042
10/19	L	27-9	Cincinnati	56,684
10/29	W	24-7	Jacksonville	54,516
11/5	W	37-34	at Chicago	61,838
11/13	W	20-3	Cleveland	58,575
11/19	W	49-31	at Cincinnati	54,636
11/26	W	20-17	at Cleveland	67,269
12/2	W	21-7	Houston	56,013
12/10	W	29-10	at Oakland	53,516
12/16	W	41-27	New England	57,158
12/24	L	24-19	at Green Bay	60,649

Team Statistics

	Pittsburgh	Opponent
Total First Downs	344	272
Rushing	117	67
Passing	193	181
Penalty	34	24
3rd Down: Made/Att	97/230	68/202
3rd Down Pct.	42.2	33.7
4th Down: Made/Att	11/20	8/13
4th Down Pct.	55.0	61.5
Possession Avg.	32:36	27:24
Total Net Yards	5769	4561
Avg. Per Game	360.6	285.1
Total Plays	1110	943
Avg. Per Play	5.2	4.8
Net Yards Rushing	1852	1321
Avg. Per Game	115.8	82.6
Total Rushes	494	370
Net Yards Passing	3917	3240
Avg. Per Game	244.8	202.5
Sacked/Yards Lost	24/176	42/272
Gross Yards	4093	3512
Att./Completions	592/348	531/314
Completion Pct.	58.8	59.1
Had Intercepted	21	22
Punts/Average	59/40.1	85/43.3
Net Punting Avg.	59/33.3	85/36.3
Penalties/Yards	109/839	101/931
Fumbles/Ball Lost	24/13	30/12
Touchdowns	44	37
Rushing	17	9
Passing	21	24
Returns	6	4

Score by Period

	Q1	Q2	Q3	Q4	OT	Pts
Team	72	137	60	135	3	407
Opponents	33	124	109	61	0	327

Passing

	Att	Cmp	Yds	Cmp%	TD	Int	Long	Sack/Lost	Rating
O'Donnell	415	246	2970	59.1	17	7	71t	15/126	87.7
Tomczak	113	65	666	57.5	1	9	29	6/42	44.3
Miller	56	32	397	57.1	2	5	42t	2/8	53.9
Stewart	7	5	60	71.4	1	0	32	0/0	136.9
Team	592	348	4093	58.8	21	21	71t	24/176	76.9
Opponents	531	314	3512	59.1	24	22	76t	42/272	76.7

Scoring

	TD	Ru	Pa	Rt	PAT	FG	2Pt	Pts
N. Johnson	0	0	0	0	39/39	34/41	0	141
Morris	9	0	0	0	0/0	0/0	0	54
Mills	8	0	8	0	0/0	0/0	0	48
Pegram	6	5	1	0	0/0	0/0	0	38
Thigpen	5	0	5	0	0/0	0/0	0	30
Bruener	3	0	3	0	0/0	0/0	0	18
Hastings	2	0	1	1	0/0	0/0	0	12
Stewart	2	1	1	0	0/0	0/0	0	12
Avery	1	0	1	0	0/0	0/0	0	6
Buckner	1	0	0	1	0/0	0/0	0	6
Lake	1	0	0	1	0/0	0/0	0	6
Lester	1	1	0	0	0/0	0/0	0	6
Mays	1	0	0	1	0/0	0/0	0	6
McAfee	1	1	0	0	0/0	0/0	0	6
Oldham	1	0	0	1	0/0	0/0	0	6
J. Williams	1	0	1	0	0/0	0/0	0	6
W. Williams	1	0	0	1	0/0	0/0	0	6
Team	44	17	21	6	39/39	34/41	0	407
Opponents	37	9	24	4	34/34	23/25	0	327

Sacks: Greene 9.0, Seals 8.5, Lloyd 6.5, Brown 5.5, Buckner 3.0, Gildon 3.0, Henry 2.0, Lake 1.5, Kirkland 1.0, Olsavsky 1.0, Steed 1.0.
 Team 42.0, Opponents 24.0
 2-Pt. Conversions: Thigpen, Team 1-5, Opponents 1-3

Rushing

	No.	Yds	Avg	Long	TD
Pegram	213	813	3.8	38	5
Morris	148	559	3.8	30t	9
McAfee	39	156	4.0	22t	1
J. Williams	29	110	3.8	31	0
Stewart	15	86	5.7	22t	1
O'Donnell	24	45	1.9	14	0
Mills	5	39	7.8	20	0
Tomczak	11	25	2.3	11	0
Hastings	1	14	14.0	14	0
Lester	5	9	1.8	3	1
Avery	1	3	3.0	3	0
Miller	1	2	2.0	2	0
Thigpen	1	1	1.0	1	0
C. Johnson	1	-10	-10.0	-10	0
Team	494	1852	3.7	38	17
Opponents	370	1321	3.6	58t	9

Receiving

	No.	Yds	Avg	Long	TD
Thigpen	85	1307	15.4	43	5
Hastings	48	502	10.5	36	1
Mills	39	679	17.4	62t	8
C. Johnson	38	432	11.4	33	0
Bruener	26	238	9.2	29	3
Pegram	26	206	7.9	22	1
J. Williams	24	127	5.3	20	1
McAfee	15	88	5.9	18	0
Stewart	14	235	16.8	71t	1
Hayes	11	113	10.3	32	0
Avery	11	82	7.5	18t	1
Morris	8	36	4.5	13	0
Barnes	3	48	16.0	25	0
Team	348	4093	11.8	71t	21
Opponents	314	3512	11.2	76t	24

Interceptions

	No.	Yds	Avg	Long	TD
W. Williams	7	122	17.4	63t	1
Perry	4	71	17.8	26	0
Lloyd	3	85	28.3	52	0
Mays	2	35	17.5	32t	1
Bell	2	4	2.0	4	0
Lake	1	32	32.0	32t	1
Oldham	1	12	12.0	12	0
Greene	1	0	0.0	0	0
Seals	1	0	0.0	0	0
Team	22	361	16.4	63t	3
Opponents	21	185	8.8	60t	3

Punting

	No.	Yds	Avg	Net	TB	In	Lg	B
Stark	59	2368	40.1	33.3	11	20	64	0
Team	59	2368	40.1	33.3	11	20	64	0
Opponents	85	3682	43.3	36.3	6	19	66	0

Punt Returns

	Ret	FC	Yds	Avg	Long	TD
Hastings	48	8	474	9.9	72t	1
Team	48	8	474	9.9	72t	1
Opponents	22	9	186	8.5	16	0

Kickoff Returns

	No.	Yds	Avg	Long	TD
Mills	54	1306	24.2	57	0
McAfee	5	56	11.2	25	0
Pegram	4	85	21.3	28	0
Bruener	2	19	9.5	10	0
Johnson	2	47	23.5	40	0
Gibson	1	10	10.0	10	0
T. Greene	1	7	7.0	7	0
Team	69	1530	22.2	57	0
Opponents	88	1544	17.5	62	0

Field Goals

	1-19	20-29	30-39	40-49	50+
N. Johnson	1/1	10/10	14/16	8/13	1/1
Team	1/1	10/10	14/16	8/13	1/1
Opponents	0/0	8/8	7/7	7/8	1/2
N. Johnson:	[39G,45N,47G,31G][42G,40G][40G]	[45N,47N,32G,35G][25G][41G,19G,22G][39N,36N,25G,28G,38G][36G][40G,46G,24G][48N,38N,34G][50G,26G][33G,27G][41G,35G,32G,20G,22G][43N,32G,32G][33G,25G]			
Opponents:	[43G,36G][43G][37G,39G,52N,21G]	[33G,43G,40G][28G][53G,32G][31G,23G][40G,27G,44N][29G][27G][44G][39G][23G,22G][47G]			

1994 Final Regular-Season Statistics (Won 12, Lost 4)

Schedule

Date	W-L	Score	Opponent	Attendance
9/04	L	26-9	Dallas	55,049
9/11	W	17-10	at Cleveland	73,018
9/18	W	31-21	Indianapolis	51,769
9/25	L	30-13	at Seattle	64,351
10/3	W	30-14	Houston	78,441
10/16	W	14-10	Cincinnati	54,328
10/23	W	10-6	at N.Y. Giants	57,659
10/30	L	20-17/OT	at Arizona	69,405
11/6	W	12-9/OT	at Houston	68,498
11/14	W	23-10	Buffalo	56,702
11/20	W	16-13/OT	Miami	50,925
11/27	W	21-3	at L.A. Raiders	63,925
12/4	W	38-15	at Cincinnati	55,811
12/11	W	14-3	Philadelphia	78,164
12/18	W	17-7	Cleveland	58,183
12/24	L	37-34	at San Diego	50,809

Team Statistics

	Pittsburgh	Opponent
Total First Downs	307	262
Rushing	138	76
Passing	148	156
Penalty	21	30
3rd Down: Made/Att	89/228	72/225
3rd Down Pct.	39.0	32.0
4th Down: Made/Att	4/10	11/19
4th Down Pct.	40.0	57.9
Possession Avg.	31:58	28:02
Total Net Yards	5144	4326
Avg. Per Game	321.5	270.4
Total Plays	1048	1008
Avg. Per Play	4.9	4.3
Net Yards Rushing	2180	1452
Avg. Per Game	136.3	90.8
Total Rushes	546	421
Net Yards Passing	2964	2874
Avg. Per Game	185.3	179.6
Sacked/Yards Lost	39/283	55/382
Gross Yards	3247	3256
Att./Completions	463/266	532/280
Completion Pct.	57.5	52.6
Had Intercepted	9	17
Punts/Average	97/39.7	97/42.2
Net Punting Avg.	97/35.7	97/37.0
Penalties/Yards	119/974	91/763
Fumbles/Ball Lost	18/8	31/14
Touchdowns	35	23
Rushing	15	7
Passing	17	12
Returns	3	4

Score by Period

	01	02	03	04	OT	Pts
Team	64	106	20	120	6	316
Opponents	50	86	31	64	3	234

Passing

	Att	Cmp	Yds	Cmp%	TD	Int	Long	Sack/Lost	Rating
O'Donnell	370	212	2443	57.3	13	9	60t	35/250	78.9
Tomczak	93	54	804	58.1	4	0	84t	4/33	100.8
Team	463	266	3247	57.5	17	9	84t	39/283	83.3
Opponents	532	280	3256	52.6	12	17	76t	55/382	65.6

Scoring

	TD	Ru	Pa	Rt	PAT	FG	2Pt	Pts
Anderson	0	0	0	0	32/32	24/29	0	104
Morris	7	7	0	0	0/0	0/0	0	42
Foster	5	5	0	0	0/0	0/0	0	30
Green	4	0	4	0	0/0	0/0	0	24
Thigpen	4	0	4	0	0/0	0/0	0	24
Johnson	3	0	3	0	0/0	0/0	0	18
J. Williams	3	1	2	0	0/0	0/0	0	18
Hastings	2	0	2	0	0/0	0/0	0	12
McAfee (LG)	2	2	0	0	0/0	0/0	0	12
McAfee (TM)	1	1	0	0	0/0	0/0	0	6
Woodson	2	0	0	2	0/0	0/0	0	12
Hayes	1	0	1	0	0/0	0/0	0	6
Mills	1	0	1	0	0/0	0/0	0	6
O'Donnell	1	1	0	0	0/0	0/0	0	6
G. Williams	1	0	0	1	0/0	0/0	0	6
Stone	0	0	0	0	0/0	0/0	0	2
Team	35	15	17	3	32/32	24/29	0	316
Opponents	23	7	12	4	22/22	24/29	0	234

Sacks: Greene 14.0, Lloyd 10.0, Brown 8.5, Seals 7.0, Kirkland 3.0, Woodson 3.0, Buckner 2.0, Gildon 2.0, Steed 2.0, Williams 1.5, Figures 1.0, Lake 1.0.
 Team 55.0, Opponents 39.0
 2-Pt. Conversions: Stone, Team 1-3, Opponents 1-1

Rushing

	No.	Yds	Avg	Long	TD
Foster	216	851	3.9	29t	5
Morris	198	836	4.2	20	7
J. Williams	68	317	4.7	23	1
O'Donnell	31	80	2.6	18	1
McAfee (LG)	18	51	2.8	13	2
McAfee (TM)	16	56	3.5	13	1
Tomczak	4	22	5.5	13	0
Mills	3	18	6.0	17	0
Stone	2	7	3.5	4	0
Avery	2	4	2.0	5	0
Anderson	1	3	3.0	3	0
Johnson	4	-1	-0.2	7	0
Royals	1	-13	-13.0	13	0
Team	546	2180	4.0	29t	15
Opponents	421	1452	3.4	46	7

Receiving

	No.	Yds	Avg	Long	TD
J. Williams	51	378	7.4	23	2
Green	46	618	13.4	46	4
Johnson	38	577	15.2	84t	3
Thigpen	36	546	15.2	60t	4
Morris	22	204	9.3	49	0
Hastings	20	281	14.1	46	2
Foster	20	124	6.2	27	0
Mills	19	384	20.2	43	1
Stone	7	81	11.6	25	0
Hayes	5	50	10.0	17	1
McAfee (LG)	1	4	4.0	4	0
Avery	1	2	2.0	2	0
Keith	1	2	2.0	2	0
Team	266	3247	12.2	84t	17
Opponents	280	3249	11.6	76t	12

Interceptions

	No.	Yds	Avg	Long	TD
Perry	7	112	16.0	42	0
Woodson	4	109	27.3	37t	2
Kirkland	2	0	0.0	0	0
Brown	1	9	9.0	9	0
Lloyd	1	8	8.0	8	0
Lake	1	2	2.0	2	0
G. Jones	1	0	0.0	0	0
Team	17	240	14.1	42	2
Opponents	9	106	11.8	35t	1

Punting

	No.	Yds	Avg	Net	TB	In	Lg	B
Royals	97	3849	39.7	35.7	6	35	64	0
Team	97	3849	39.7	35.7	6	35	64	0
Opponents	97	4096	42.2	37.0	4	31	59	0

Punt Returns

	Ret	FC	Yds	Avg	Long	TD
Woodson	39	9	319	8.2	42	0
Johnson	15	7	90	6.0	15	0
Hastings	2	0	15	7.5	12	0
Team	56	16	424	7.6	42	0
Opponents	39	23	263	6.7	19	0

Kickoff Returns

	No.	Yds	Avg	Long	TD
Johnson	16	345	21.6	71	0
Woodson	15	365	24.3	54	0
Stone	11	182	16.5	31	0
McAfee (LG)	7	113	16.1	29	0
Thigpen	5	121	24.2	31	0
Morris	4	114	28.5	45	0
Mills	2	6	3.0	6	0
Zgonina	2	8	4.0	8	0
Team	55	1141	20.7	71	0
Opponents	68	1530	22.5	95t	2

Field Goals

	1-19	20-29	30-39	40-49	50+
Anderson	1/1	7/8	8/9	7/9	1/2
Team	1/1	7/8	8/9	7/9	1/2
Opponents	1/1	4/5	10/13	7/8	2/2
Anderson	[41G][46N,25G][46G][31G,38G][42G,25G,22G][29G][23G][50G,39G,37G,40G][39G,39G,30G][19G,48G,39G][49N,54N,27N][41G][49G,32N][28G,28G]				
Opponents	[40G,31G,21G,32G][23G,32N][31G,40G,31G][48N][47G][19G,49G][20G,26N,51G][32G,49G,38G][52G,32B][34G,36N,48G][32G][21G][37G,40G,32G]				



1993 Final Regular-Season Statistics (Won 9, Lost 7)

Schedule

Date	W-L	Score	Opponent	Attendance
9/5	L	24-13	San Francisco	57,502
9/12	L	27-0	at L.A. Rams	50,588
9/19	W	34-7	Cincinnati	53,682
9/27	W	45-17	at Atlanta	65,477
10/2	W	16-3	San Diego	55,264
10/17	W	37-14	New Orleans	56,056
10/24	L	28-23	at Cleveland	78,118
11/7	W	24-16	at Cincinnati	51,202
11/15	W	23-0	Buffalo	60,265
11/21	L	37-13	at Denver	74,840
11/28	L	23-3	at Houston	61,238
12/5	W	17-14	New England	51,358
12/13	W	21-20	at Miami	70,232
12/19	L	26-17	Houston	57,592
12/26	L	16-6	at Seattle	51,814
1/2	W	16-9	Cleveland	49,208

Team Statistics

	Pittsburgh	Opponent
Total First Downs	307	267
Rushing	116	74
Passing	180	163
Penalty	11	30
3rd Down: Made/Att	92/235	68/201
3rd Down Pct.	39.1	33.8
Total Net Yards	5235	4531
Avg. Per Game	327.2	283.2
Total Plays	1079	962
Avg. Per Play	4.9	4.7
Net Yards Rushing	2003	1368
Avg. Per Game	125.2	85.5
Total Rushes	491	399
Net Yards Passing	3232	3163
Avg. Per Game	202.2	197.7
Sacked/Yards Lost	48/374	42/277
Gross Yards	3606	3440
Att./Completions	540/299	521/277
Completion Pct.	55.4	53.2
Had Intercepted	12	24
Punts/Average	89/42.5	82/43.9
Net Punting Avg.	89/34.2	82/38.1
Penalties/Yards	100/861	77/652
Fumbles/Ball Lost	28/15	37/14
Touchdowns	32	30
Rushing	13	6
Passing	16	16
Returns	3	8

Score by Period

	Q1	Q2	Q3	Q4	OT	Pts
Team	38	110	79	81	0	308
Opponents	75	102	40	64	0	281

Passing

	Att	Cmp	Yds	Cmp%	TD	Int	Long	Sack/Lost	Rating
O'Donnell	486	270	3208	55.6	14	7	71t	41/331	79.5
Tomczak	54	29	398	53.7	2	5	39t	7/43	51.3
Team	540	299	3606	55.4	16	12	71t	48/374	76.7
Opponents	521	277	3440	53.2	16	24	66t	42/277	64.9

Scoring

	TD	Ru	Pa	Rt	PAT	FG	2Pt	Pts
Anderson	0	0	0	0	32/32	28/30	0	116
Foster	9	8	1	0	0/0	0/0	0	54
Green	5	0	5	0	0/0	0/0	0	30
Hoge	5	1	4	0	0/0	0/0	0	30
Stone	3	1	2	0	0/0	0/0	0	18
Thigpen	3	0	3	0	0/0	0/0	0	18
Thompson	3	0	0	0	0/0	0/0	0	18
Davidson	1	0	0	1	0/0	0/0	0	6
Kirkland	1	0	0	1	0/0	0/0	0	6
Mills	1	0	1	0	0/0	0/0	0	6
Woodson	1	0	0	1	0/0	0/0	0	6
Team	32	13	16	3	32/32	28/30	0	308
Opponents	30	6	16	8	29/30	24/29	0	281

Sacks: Greene 12.5, Evans 6.5, Lloyd 6.0, Lake 5.0, Brown 3.0, Davidson 2.5, Woodson 2.0, Steed 1.5, Kirkland 1.0, G. Williams 1.0, Henry 1.0, Team 42.0, Opponents 48.0

Rushing

	No.	Yds	Avg	Long	TD
Thompson	205	763	3.7	36	3
Foster	177	711	4.0	38	8
Hoge	51	249	4.9	30	1
Stone	12	121	10.1	38t	1
O'Donnell	26	111	4.3	27	0
Worley	10	33	3.3	8	0
Mills	3	12	4.0	19	0
Cuthbert	1	7	7.0	7	0
Woodson	1	0	0.0	0	0
Tomczak	5	-4	-0.8	2	0
Team	491	2003	4.1	38t	13
Opponents	399	1368	3.4	37	6

Receiving

	No.	Yds	Avg	Long	TD
Green	63	942	15.0	71t	5
Stone	41	587	14.3	44	2
Graham	38	579	15.2	51	0
Thompson	38	259	6.8	28	0
Hoge	33	247	7.5	18	4
Mills	29	386	13.3	30	1
Foster	27	217	8.0	21	1
Thigpen	9	154	17.1	39t	3
Cooper	9	112	12.4	38	0
Davenport	4	51	12.8	19	0
Hastings	3	44	14.7	18	0
Worley	3	13	4.3	9	0
Jordan	1	12	12.0	12	0
Cuthbert	1	3	3.0	3	0
Team	299	3606	12.1	71t	16
Opponents	277	3440	12.4	66t	16

Interceptions

	No.	Yds	Avg	Long	TD
Woodson	8	138	17.3	63t	1
Perry	4	61	15.3	30	0
Lake	4	31	7.8	26	0
Johnson	3	51	17.0	26	0
Figures	1	78	78.0	78	0
Henry	1	10	10.0	10	0
Davidson	1	6	6.0	6	0
Team	24	385	16.1	78	1
Opponents	12	215	18.0	97t	2

Punting

	No.	Yds	Avg	Net	TB	In	Lg	B
Royals	89	3781	42.5	34.2	3	28	61	0
Team	89	3781	42.5	34.2	3	28	61	0
Opponents	82	3600	43.9	38.1	6	23	58	0

Punt Returns

	Ret	FC	Yds	Avg	Long	TD
Woodson	41	11	338	8.2	39	0
Figures	5	2	15	3.0	6	0
Team	46	13	353	7.7	39	0
Opponents	50	16	678	13.6	91t	3

Kickoff Returns

	No.	Yds	Avg	Long	TD
Woodson	15	294	19.6	44	0
Hastings	12	177	14.8	22	0
Stone	11	168	15.3	30	0
Thompson	4	77	19.3	27	0
Worley	4	85	21.3	26	0
Hoge	3	33	11.0	15	0
Cooper	1	2	2.0	2	0
Thigpen	1	23	23.0	23	0
Williams	1	19	19.0	19	0
Team	52	878	16.9	44	0
Opponents	54	1165	21.6	97t	1

Field Goals

	1-19	20-29	30-39	40-49	50+
Anderson	1/1	8/9	14/14	5/6	0/0
Team	1/1	8/9	14/14	5/6	0/0
Opponents	0/0	7/7	9/10	6/9	2/3

1992 Final Regular-Season Statistics (Won 11, Lost 5)

Schedule

Date	W-L	Score	Opponent	Attendance
9/6	W	29-24	at Houston	63,713
9/13	W	27-10	N.Y. Jets	56,050
9/20	W	23-6	at San Diego	46,127
9/27	L	17-3	at Green Bay	58,724
10/11	L	17-9	at Cleveland	78,080
10/19	W	20-0	Cincinnati	55,411
10/25	W	27-3	at Kansas City	76,175
11/1	W	21-20	Houston	58,074
11/8	L	28-20	at Buffalo	80,924
11/15	W	17-14	Detroit	52,242
11/22	W	30-14	Indianapolis	51,101
11/29	W	21-9	at Cincinnati	54,253
12/6	W	20-14	Seattle	47,015
12/13	L	30-6	at Chicago	52,904
12/20	L	6-3	Minnesota	53,613
12/27	W	23-13	Cleveland	53,776

Scoring

	TD	Ru	Pa	Rt	PAT	FG	2Pt	Pts
Anderson	0	0	0	0	29/31	28/36	0	113
Foster	11	11	0	0	0/0	0/0	0	66
Cooper	3	0	3	0	0/0	0/0	0	18
Mills	3	0	3	0	0/0	0/0	0	18
Stone	3	0	3	0	0/0	0/0	0	18
Green	2	0	2	0	0/0	0/0	0	12
Jordan	2	0	2	0	0/0	0/0	0	12
Davenport	1	0	0	1	0/0	0/0	0	6
Graham	1	0	1	0	0/0	0/0	0	6
Griffin	1	0	0	1	0/0	0/0	0	6
Hoge	1	0	1	0	0/0	0/0	0	6
O'Donnell	1	1	0	0	0/0	0/0	0	6
Thompson	1	1	0	0	0/0	0/0	0	6
Woodson	0	0	0	1	0/0	0/0	0	6
Team	31	13	15	3	29/31	28/36	0	299
Opponents	24	6	15	3	24/24	19/28	0	225

Sacks: Lloyd 6.5, Woodson 6.0, Williams 4.5, Evans 3.0, Little 3.0, Williams 3.0, Nickerson 2.0, Lake 2.0, Jones 2.0, Davidson 2.0, Howe 2.0 **Team 40.0**, Opponents 36.0

Interceptions

	No.	Yds	Avg	Long	TD
Perry	6	69	11.5	34	0
Johnson	5	67	13.4	35	0
Woodson	4	90	22.5	57	0
Griffin	3	98	32.7	65	1
Little	2	6	3.0	6	0
Lloyd	1	35	35.0	35	0
Shelton	1	15	15.0	15	0
Williams	1	4	4.0	4	0
Team	22	384	17.5	65	1
Opponents	14	235	16.8	77	1

Punting

	No.	Yds	Avg	Net	TB	In	Lg	B
Royals	73	3119	42.7	35.6	9	22	58	1
Team	74	3119	42.1	35.6	9	22	58	1
Opponents	74	3107	42.0	34.4	10	12	84	1

Punt Returns

	Ret	FC	Yds	Avg	Long	TD
Woodson	32	13	364	11.4	80	1
Team	32	13	364	11.4	80	1
Opponents	39	7	308	7.9	36	0

Kickoff Returns

	No.	Yds	Avg	Long	TD
Woodson	25	469	18.8	32	0
Stone	12	219	18.3	28	0
Thompson	2	51	25.5	33	0
Thigpen	2	44	22.0	29	0
Hoge	2	28	14.0	17	0
Bentley	1	17	17.0	17	0
Mills	1	11	11.0	11	0
Cooper	1	8	8.0	8	0
Campbell	1	0	0.0	0	0
Williams	1	0	0.0	0	0
Team	48	847	17.6	33	0
Opponents	52	1052	20.2	48	0

Field Goals

	1-19	20-29	30-39	40-49	50+
Anderson	0/0	12/13	12/15	4/6	0/2
Team	0/0	12/13	12/15	4/6	0/2
Opponents	1/1	5/7	8/11	3/7	2/2

Team Statistics

	Pittsburgh	Opponent
Total First Downs	284	266
Rushing	119	99
Passing	143	146
Penalty	22	21
3rd Down: Made/Att	73/211	65/195
3rd Down Pct.	34.6	33.3
Total Net Yards	4906	4658
Avg. Per Game	306.6	291.1
Total Plays	989	949
Avg. Per Play	5.0	4.9
Net Yards Rushing	2156	1841
Avg. Per Game	134.8	115.1
Total Rushes	518	425
Net Yards Passing	2750	2817
Avg. Per Game	171.9	176.1
Sacked/Yards Lost	36/248	40/296
Gross Yards	3046	3065
Att./Completions	431/249	478/252
Completion Pct.	57.8	52.7
Had Intercepted	14	22
Punts/Average	74/42.1	74/42.0
Net Punting Avg.	74/35.6	84/34.4
Penalties/Yards	106/941	104/814
Fumbles/Ball Lost	28/18	34/21
Touchdowns	31	24
Rushing	13	6
Passing	15	15
Returns	3	3

Rushing

	No.	Yds	Avg	Long	TD
Foster	390	1690	4.3	69	11
Thompson	35	157	4.5	25	1
Hoge	41	150	3.7	15	0
Stone	12	118	9.8	30	0
Mills	1	20	20.0	20	0
Brister	10	16	1.6	8	0
O'Donnell	27	5	0.2	9	1
Williams	2	0	0.0	2	0
Team	518	2156	4.2	69	13
Opponents	435	1841	4.2	44	6

Receiving

	No.	Yds	Avg	Long	TD
Graham	49	711	14.5	51	1
Foster	36	344	9.6	42	0
Stone	34	501	14.7	49	3
Mills	30	383	12.8	22	3
Hoge	28	231	8.3	20	1
Thompson	22	278	12.6	29	0
Cooper	16	197	12.3	27	3
Green	14	152	10.9	24	2
Davenport	9	136	15.1	31	0
Jordan	6	28	4.7	8	2
Didio	3	39	13.0	18	0
Williams	1	44	44.0	44	0
Thigpen	1	2	2.0	2	0
Team	249	3046	12.2	51	15
Opponents	252	3065	12.2	81	15

Passing

	Att	Cmp	Yds	Cmp%	TD	Int	Long	Sack/Lost	Rating
O'Donnell	313	185	2283	59.1	13	9	51	27/208	83.6
Brister	116	63	719	54.3	2	5	42	13/88	61.0
Foster	1	0	0	0.0	0	0	0	0/0	39.6
Royals	1	1	44	100.0	0	0	44	0/0	118.8
Team	431	249	3046	57.8	15	14	51	40/296	77.7
Opponents	478	252	3065	52.7	15	22	81	36/248	64.0



1991 Final Regular-Season Statistics (Won 7, Lost 9)

Schedule

Date	W-L	Score	Opponent	Attendance
9/1	W	26-20	San Diego	55,848
9/8	L	52-34	at Buffalo	79,545
9/15	W	20-6	New England	53,703
9/22	L	23-14	at Philadelphia	65,511
10/6	W	21-3	at Indianapolis	55,383
10/14	L	23-20	NY Giants	57,608
10/20	L	27-7	Seattle	54,678
10/27	L	17-14	at Cleveland	78,285
11/3	L	20-13	at Denver	70,973
11/10	W	33-27/OT	at Cincinnati	55,503
11/17	L	41-14	Washington	56,813
11/24	W	26-24	Houston	45,795
11/28	L	20-10	at Dallas	62,253
12/8	L	31-6	at Houston	59,225
12/15	W	17-10	Cincinnati	35,420
12/22	W	17-10	Cleveland	47,070

Team Statistics

	Pittsburgh	Opponent
Total First Downs	254	320
Rushing	82	98
Passing	158	194
Penalty	14	28
3rd Down: Made/Att	62/197	94/218
3rd Down Pct.	31.5	43.1
Total Net Yards	4581	5168
Avg. Per Game	286.3	323.0
Total Plays	915	1039
Avg. Per Play	5.0	5.0
Net Yards Rushing	1627	1582
Avg. Per Game	101.7	98.9
Total Rushes	394	466
Net Yards Passing	2954	3586
Avg. Per Game	186.4	224.1
Sacked/Yards Lost	45/359	38/257
Gross Yards	3313	3843
Att./Completions	476/259	535/334
Completion Pct.	54.4	62.4
Had Intercepted	19	16
Punts/Average	75/39.9	65/41.6
Net Punting Avg.	75/36.3	84/35.3
Penalties/Yards	116/933	84/685
Fumbles/Ball Lost	37/14	27/11
Touchdowns	32	38
Rushing	8	14
Passing	20	21
Returns	4	3

Score by Period

	01	02	03	04	OT	Pts
Team	42	53	67	124	6	292
Opponents	61	116	54	113	0	344

Passing

	Att	Cmp	Yds	Cmp%	TD	Int	Long	Sack/Lost	Rating
O'Donnell	286	156	1963	54.5	11	7	89t	30/214	78.8
Briser	190	103	1350	54.2	9	9	65t	15/145	72.9
Team	476	259	3313	54.4	20	16	89t	45/359	76.4
Opponents	535	334	3843	62.4	21	19	66t	38/257	82.3

Scoring

	TD	Ru	Pa	Rt	PAT	FG	Pt	Pts
Anderson	0	0	0	0	31/31	23/33	0	100
Green	6	0	6	0	0/0	0/0	0	36
Stone	5	0	5	0	0/0	0/0	0	30
W. Williams	4	4	0	0	0/0	0/0	0	24
Hoge	3	2	1	0	0/0	0/0	0	18
Cooper	2	0	2	0	0/0	0/0	0	12
Foster	2	1	1	0	0/0	0/0	0	12
Lipps	2	0	2	0	0/0	0/0	0	12
Mills	2	0	1	1	0/0	0/0	0	12
Calloway	1	0	1	0	0/0	0/0	0	6
Cash	1	0	1	0	0/0	0/0	0	6
Hinkle	1	0	0	1	0/0	0/0	0	6
O'Donnell	1	1	0	0	0/0	0/0	0	6
Shelton	1	0	0	1	0/0	0/0	0	6
J. Williams	1	0	0	1	0/0	0/0	0	6
Team	32	8	20	4	31/31	23/33	0	292
Opponents	38	14	21	3	38/38	26/41	0	344

Sacks: J. Williams 9.0, Lloyd 8.0, Willis 7.0, Hinkle 2.0, G. Williams 2.0, Evans 2.0, Jones 2.0, Veasey 2.0, Nickerson 1.0, Lake 1.0, Johnson 1.0, Woodson 1.0, Team 38.0, Opponents 45.0

Rushing

	No.	Yds	Avg	Long	TD
Hoge	165	610	3.7	24	2
Foster	96	488	5.1	56t	1
Williams	57	262	4.6	21	4
Worley	22	117	5.3	16	0
O'Donnell	18	82	4.6	22	1
Thompson	20	60	3.0	14	0
Briser	11	17	1.5	8	0
Stone	1	2	2.0	2	0
Strzyzinski	4	-11	-2.8	0	0
Team	394	1627	4.1	56t	8
Opponents	466	1582	3.4	33	14

Receiving

	No.	Yds	Avg	Long	TD
Lipps	55	671	12.2	35	2
Hoge	49	379	7.7	25	1
Green	41	582	14.2	49	6
Stone	32	649	20.3	89t	5
Calloway	15	254	16.9	33t	1
W. Williams	15	139	9.3	29	0
Thompson	14	118	8.4	32	0
Cooper	11	147	13.4	47t	2
Foster	9	117	13.0	31	1
Cash	7	90	12.9	20	1
Mularkey	6	67	11.2	21	0
Mills	3	79	26.3	35t	1
Graham	2	21	10.5	15	0
Team	259	3313	12.8	89t	20
Opponents	334	3843	11.5	66t	21

Interceptions

	No.	Yds	Avg	Long	TD
Everett	4	53	13.3	27	0
Woodson	3	72	24.0	41	0
Shelton	3	57	19.0	57t	1
Hinkle	2	68	34.0	57t	1
Vincent	2	52	26.0	27	0
Griffin	1	22	22.0	22	0
Little	1	5	5.0	5	0
Jones	1	0	0.0	0	0
Johnson	1	0	0.0	0	0
Lloyd	1	0	0.0	0	0
Team	19	329	17.3	57t	2
Opponents	16	182	11.4	40	2

Punting

	No.	Yds	Avg	Net	TB	In	Lg	B
Strzyzinski	74	2996	40.5	36.3	3	10	63	1
Team	74	2996	39.9	36.3	3	10	63	1
Opponents	65	2705	41.6	35.3	2	17	59	0

Punt Returns

	Ret	FC	Yds	Avg	Long	TD
Woodson	28	12	320	11.4	40	0
Graham	8	2	46	5.8	13	0
Cash	1	0	6	6.0	6	0
Mills	1	0	0	0.0	0t	1
Vincent	1	0	1	1.0	1	0
Team	39	14	373	9.6	40	1
Opponents	29	27	210	7.2	24	0

Kickoff Returns

	No.	Yds	Avg	Long	TD
Woodson	44	880	20.0	47	0
Mills	11	284	25.8	54	0
Stone	5	75	15.0	25	0
Graham	3	48	16.0	23	0
McGovern	1	0	0.0	0	0
Thompson	1	8	8.0	8	0
Williams	1	19	19.0	19	0
Team	67	1314	19.6	54	0
Opponents	43	825	19.2	63	0

Field Goals

	1-19	20-29	30-39	40-49	50+
Anderson	0/0	8/10	9/11	5/6	1/6
Team	0/0	8/10	9/11	5/6	1/6
Opponents	3/3	8/9	7/12	7/13	1/4

1990 Final Regular-Season Statistics (Won 9, Lost 7)

Schedule

Date	W-L	Score	Opponent	Attendance
9/9	L	13-3	at Cleveland	78,298
9/16	W	20-9	Houston	54,814
9/23	L	20-6	at L.A. Raiders	50,657
9/30	L	28-6	Miami	54,691
10/7	W	36-14	San Diego	53,486
10/14	W	34-17	at Denver	74,285
10/21	L	27-7	at San Francisco	64,301
10/29	W	41-10	L.A. Rams	56,466
11/4	W	21-9	Atlanta	57,093
11/18	L	27-3	at Cincinnati	60,064
11/25	W	24-7	at N.Y. Jets	57,806
12/2	L	16-12	Cincinnati	58,200
12/9	W	24-3	New England	48,354
12/16	W	9-6	at New Orleans	68,582
12/23	W	35-0	Cleveland	51,665
12/30	L	34-14	at Houston	56,906

Team Statistics

	Pittsburgh	Opponent
Total First Downs	263	257
Rushing	93	102
Passing	150	130
Penalty	20	25
3rd Down: Made/Att	74/187	81/205
3rd Down Pct.	39.6	39.5
Total Net Yards	4525	4115
Avg. Per Game	282.8	257.2
Total Plays	897	940
Avg. Per Play	5.0	4.4
Net Yards Rushing	1880	1615
Avg. Per Game	117.5	100.9
Total Rushes	456	446
Net Yards Passing	2645	2500
Avg. Per Game	165.3	156.3
Sacked/Yards Lost	33/242	34/228
Gross Yards	2887	2728
Att./Completions	408/237	460/236
Completion Pct.	58.1	51.3
Had Intercepted	20	9
Punts/Average	66/37.2	64/40.9
Net Punting Avg.	66/34.1	64/33.7
Penalties/Yards	110/928	89/719
Fumbles/Ball Lost	40/17	33/18
Touchdowns	33	26
Rushing	11	13
Passing	20	9
Returns	2	4

Score by Period

	Q1	Q2	Q3	Q4	OT	Pts
Team	64	71	54	103	0	292
Opponents	58	86	56	40	0	240

Passing

	Att	Cmp	Yds	Cmp%	TD	Int	Long	Sack/Lost	Rating
Briser	387	223	2725	57.6	20	14	90	28/213	81.6
Strom	21	14	162	66.7	0	1	22	5/29	69.9
Team	408	237	2887	58.1	20	15	90	33/242	81.0
Opponents	460	236	2728	51.3	9	24	66t	34/228	54.3

Scoring

	TD	Ru	Pa	Rt	PAT	FG	2Pt	Pts
Anderson	0	0	0	0	32/33	20/25	0	92
Hoge	10	7	3	0	0/0	0/0	0	60
Green	7	0	7	0	0/0	0/0	0	42
W. Williams	4	3	1	0	0/0	0/0	0	24
Lipps	3	0	3	0	0/0	0/0	0	18
Mularkey	3	0	3	0	0/0	0/0	0	18
Bell	1	0	1	0	0/0	0/0	0	6
Calloway	1	0	1	0	0/0	0/0	0	6
Foster	1	1	0	0	0/0	0/0	0	6
Johnson	1	0	0	1	0/0	0/0	0	6
Stone	1	0	1	0	0/0	0/0	0	6
Woodson	1	0	0	1	0/0	0/0	0	6
Stowe	0	0	0	0	0/0	0/0	1	2
Team	33	11	20	2	32/33	20/25	1	292
Opponents	26	13	9	4	26/26	18/26	2	240

Sacks: G. Williams 6.0, Willis 5.0, Lloyd 4.5, Davidson 3.5, Evans 3.0, Freeman 2.0, Jenkins 2.0, Hinkle 2.0, Nickerson 2.0, Jones 2.0, J. Williams 1.0, Lake 1.0, Team 34.0, Opponents 33.0

Rushing

	No.	Yds	Avg	Long	TD
Hoge	203	772	3.8	41t	7
Worley	109	418	3.8	38	0
Williams	68	389	5.7	70t	3
Foster	36	203	5.6	38	1
Briser	25	64	2.6	11	0
Bell	5	18	3.6	12	0
Stryzinski	3	17	5.7	9	0
Strom	4	10	2.5	10	0
Lipps	1	-5	-5.0	-5	0
Stone	2	-6	-3.0	10	0
Team	456	1880	4.1	70t	11
Opponents	446	1615	3.6	31	13

Receiving

	No.	Yds	Avg	Long	TD
Lipps	50	682	13.6	37	3
Hoge	40	342	8.6	27	3
Green	34	387	11.4	46	7
Mularkey	32	365	11.4	28	3
Hill	25	391	15.6	66	0
Stone	19	332	17.5	90	1
Bell	12	137	11.4	43	1
Calloway	10	124	12.4	20t	1
Worley	8	70	8.8	27	0
W. Williams	5	42	8.4	13	1
O'Shea	1	13	13.0	13	0
Foster	1	2	2.0	2	0
Team	237	2887	12.2	90	20
Opponents	236	2728	11.6	66t	9

Interceptions

	No.	Yds	Avg	Long	TD
Woodson	5	67	13.4	34	0
Griffin	4	75	18.8	36	0
Woodruff	3	110	36.7	59	0
Everett	3	2	0.7	2	0
Johnson	2	60	30.0	34	1
Little	1	35	35.0	35	0
Hinkle	1	19	19.0	19	0
Lloyd	1	9	9.0	9	0
Willis	1	5	5.0	5	0
Jones	1	3	3.0	3	0
Hall	1	0	0.0	0	0
Lake	1	0	0.0	0	0
Team	24	385	16.0	59	1
Opponents	15	124	8.3	24	0

Punting

	No.	Yds	Avg	Net	TB	In	Lg	B
Stryzinski	65	2454	37.8	34.1	5	18	51	1
Team	66	2454	37.2	34.1	5	18	51	1
Opponents	64	2616	40.9	33.7	3	13	62	1

Punt Returns

	Ret	FC	Yds	Avg	Long	TD
Woodson	38	8	398	10.5	52t	1
Hill	1	0	0	0.0	0	0
Team	39	8	398	10.2	52t	1
Opponents	16	32	105	6.6	39	0

Kickoff Returns

	No.	Yds	Avg	Long	TD
Woodson	35	764	21.8	49	0
Stone	5	91	18.2	24	0
J. Williams	3	31	10.3	20	0
Foster	3	29	9.7	13	0
Griffin	2	16	8.0	14	0
Green	1	16	16.0	16	0
Lipps	1	9	9.0	9	0
Team	50	956	19.1	49	0
Opponents	56	1245	22.2	99t	1

Field Goals

	1-19	20-29	30-39	40-49	50+
Anderson	1/1	3/3	8/8	8/11	0/2
Team	1/1	3/3	8/8	8/11	0/2
Opponents	0/0	4/4	4/5	9/17	1/2



1989 Final Regular-Season Statistics (Won 9. Lost 7)

Schedule

Date	W-L	Score	Opponent	Attendance
9/10	L	51-0	Cleveland	57,928
9/17	L	41-10	at Cincinnati	53,885
9/24	W	27-14	Minnesota	50,744
10/1	W	23-3	at Detroit	43,804
10/8	L	26-16	Cincinnati	52,785
10/15	W	17-7	at Cleveland	78,840
10/22	L	27-0	at Houston	59,091
10/29	W	23-17	Kansas City	54,194
11/5	L	34-7	at Denver	74,739
11/12	L	20-0	Chicago	56,505
11/19	W	20-17	San Diego	44,203
11/26	W	34-14	at Miami	59,936
12/3	L	23-16	Houston	40,541
12/10	W	13-0	at NY Jets	41,037
12/17	W	28-10	New England	26,594
12/24	W	31-22	at Tampa Bay	29,690

Team Statistics

	Pittsburgh	Opponent
Total First Downs	244	323
Rushing	106	112
Passing	117	177
Penalty	21	34
3rd Down: Made/Att	66/209	106/229
3rd Down Pct.	31.6	46.3
Total Net Yards	2178	3541
Avg. Per Game	249.8	346.8
Total Plays	955	1077
Avg. Per Play	4.2	5.2
Net Yards Rushing	1818	2008
Avg. Per Game	113.6	125.5
Total Rushes	500	498
Net Yards Passing	2178	3541
Avg. Per Game	157.4	188.8
Sacked/Yards Lost	43/220	39/229
Gross Yards	2738	3249
Att./Completions	404/210	548/290
Completion Pct.	52.0	52.9
Had Intercepted	13	21
Punts/Average	83/40.6	69/40.5
Net Punting Yards	83/34.1	84/33.8
Penalties/Yards	116/986	96/785
Fumbles/Ball Lost	32/18	40/21
Touchdowns	29	38
Rushing	17	16
Passing	10	17
Returns	2	5

Score by Period

	01	02	03	04	OT	Pts
Team	57	91	72	45	0	265
Opponents	78	110	60	78	0	326

Passing

	Att	Cmp	Yds	Cmp%	TD	Int	Long	Sack/Lost	Rating
Briser	342	187	2365	54.7	9	10	79t	45/452	73.1
Blackledge	60	22	282	36.7	1	3	30	4/25	36.9
Carter	1	1	15	100.0	0	0	15	2/7	118.8
Strom	1	0	0	0.0	0	0	0	0/0	39.6
Team	404	210	2662	52.0	10	13	79t	51/484	67.7
Opponents	548	290	3721	52.9	17	21	66t	31/180	68.8

Scoring

	TD	Ru	Pa	Rt	PAT	FG	2Pt	Pts
Anderson	0	0	0	0	28/28	21/30	0	91
Hoge	8	8	0	0	0/0	0/0	0	48
Lipps	6	1	5	0	0/0	0/0	0	36
Worley	5	5	0	0	0/0	0/0	0	30
Carter	4	1	3	0	0/0	0/0	0	24
Hill	1	0	1	0	0/0	0/0	0	6
Mularkey	1	0	1	0	0/0	0/0	0	6
W. Williams	1	1	0	0	0/0	0/0	0	6
Wallace	1	1	0	0	0/0	0/0	0	6
Woodruff	1	0	0	1	0/0	0/0	0	6
Woodson	1	0	0	1	0/0	0/0	0	6
Team	29	17	10	2	28/29	21/30	0	265
Opponents	38	16	17	5	37/38	19/27	2	326

Sacks: Lloyd 7.0, Willis 6.5, Johnson 4.5,
J. Williams 3.0, G. Williams 3.0, Little 2.0, Jones 2.0,
Lake 1.0, Olsavsky 1.0, Nickerson 1.0,
Team 31.0, Opponents 51.0

Rushing

	No.	Yds	Avg	Long	TD
Worley	195	770	3.9	38	5
Hoge	186	621	3.3	31	8
Lipps	13	180	13.8	58t	1
W. Williams	37	131	3.5	13	1
Stone	10	53	5.3	32	0
Briser	27	25	0.9	15	0
Blackledge	9	20	2.2	11	0
Carter	11	16	1.5	7	1
Wallace	5	10	2.0	5	1
Tyrell	1	3	3.0	3	0
Strom	4	-3	-0.8	0	0
Newsome	2	-8	-4.0	0	0
Team	500	1818	3.6	58t	17
Opponents	498	2008	4.0	65t	16

Receiving

	No.	Yds	Avg	Long	TD
Lipps	50	944	18.9	79t	5
Carter	38	267	7.0	22t	3
Hoge	34	271	8.0	22	0
Hill	28	455	16.3	53	1
Mularkey	22	326	14.8	34	1
Worley	15	113	7.5	19	0
Stone	7	92	13.1	16	0
W. Williams	6	48	8.0	16	0
Stock	4	74	18.5	27	0
Thompson	4	74	18.5	28	0
O'Shea	1	8	8.0	8	0
Briser	1	-10	-10.0	-10	0
Team	210	2662	12.7	79t	10
Opponents	290	3721	12.8	66t	17

Interceptions

	No.	Yds	Avg	Long	TD
Woodruff	4	57	14.3	35	0
Everett	3	68	22.7	32	0
Lloyd	3	49	16.3	31	0
Woodson	3	39	13.0	39	0
Little	3	23	7.7	13	0
Griffin	1	15	15.0	15	0
Hall	1	6	6.0	6	0
Hinkle	1	4	4.0	4	0
Johnson	1	0	0.0	0	0
Lake	1	0	0.0	0	0
Team	21	261	12.4	39	0
Opponents	13	103	7.9	21	1

Punting

	No.	Yds	Avg	Net	TB	In	Lg	B
Newsome	82	3368	41.1	34.1	9	15	57	1
Team	83	3368	40.6	34.1	9	15	57	1
Opponents	69	2793	40.5	33.8	9	16	62	0

Punt Returns

	Ret	FC	Yds	Avg	Long	TD
Woodson	29	2	207	7.1	20	0
Hill	5	0	22	4.4	12	0
Lipps	4	0	27	6.8	9	0
Johnson	2	0	22	11.0	13	0
Team	40	2	278	7.0	20	0
Opponents	45	19	361	8.0	42	0

Kickoff Returns

	No.	Yds	Avg	Long	TD
Woodson	36	982	27.3	84t	1
Stone	7	173	24.7	73	0
Thompson	4	41	10.3	15	0
J. Williams	4	31	7.8	22	0
J. Johnson	3	43	14.3	19	0
Griffin	1	21	21.0	21	0
Hinnant	1	13	13.0	13	0
Team	56	1304	23.3	84t	1
Opponents	53	1096	20.7	42	0

Field Goals

	1-19	20-29	30-39	40-49	50+
Anderson	2/2	5/5	5/8	9/15	0/0
Team	2/2	5/5	5/8	9/15	0/0
Opponents	0/0	11/11	3/8	3/6	2/2

1988 Final Regular-Season Statistics (Won 5, Lost 11)

Schedule

Date	W-L	Score	Opponent	Attendance
9/4	W	24-21	Dallas	56,813
9/11	L	30-29	at Washington	54,083
9/18	L	17-12	Cincinnati	56,647
9/25	L	36-28	at Buffalo	78,735
10/2	L	23-9	Cleveland	56,410
10/9	L	31-14	at Phoenix	53,278
10/16	L	34-14	Houston	52,229
10/23	W	39-21	Denver	49,811
10/30	L	24-20	at N.Y. Jets	64,862
11/6	L	42-7	at Cincinnati	56,403
11/13	L	27-26	Philadelphia	46,026
11/20	L	27-7	at Cleveland	77,131
11/27	W	16-10	Kansas City	42,057
12/4	W	37-34	at Houston	47,791
12/11	L	20-14	at San Diego	33,816
12/18	W	40-24	Miami	36,051

Scoring

	TD	Ru	Pa	Rt	PAT	FG	2Pt	Pts
Anderson	0	0	0	0	34/35	28/36	0	118
Briester	6	6	0	0	0/0	0/0	0	36
Hoge	6	3	3	0	0/0	0/0	0	36
Lipps	6	1	5	0	0/0	0/0	0	36
Carter	5	3	2	0	0/0	0/0	0	30
Jackson	3	3	0	0	0/0	0/0	0	18
Stone	2	0	1	1	0/0	0/0	0	12
Blackledge	1	1	0	0	0/0	0/0	0	6
Gothard	1	0	1	0	0/0	0/0	0	6
Jordan	1	0	0	1	0/0	0/0	0	6
Lockett	1	0	1	0	0/0	0/0	0	6
Thompson	1	0	1	0	0/0	0/0	0	6
W. Williams	1	0	1	0	0/0	0/0	0	6
Woodruff	1	0	1	0	0/0	0/0	0	6
Woodson	1	0	0	1	0/0	0/0	0	6
Team	36	17	15	4	34/36	28/36	1	336
Opponents	49	20	25	4	47/49	26/32	1	421

Sacks: Johnson 4.0, Nickerson 3.5, G. Williams 3.5, Carr 3.5, Jones 1.5, Reese 1.0, Woodson 0.5, Lloyd 0.5, Hinkle 0.5, Thomas 0.5, Team 19.0, Opponents 42.0

Interceptions

	No.	Yds	Avg	Long	TD
Woodruff	4	109	27.3	78t	1
Woodson	4	98	24.5	29	0
Everett	3	31	10.3	29	0
Griffin	2	63	31.5	33	0
Jordan	1	28	28.0	28t	1
Carr	1	27	27.0	27	0
Gowdy	1	24	24.0	24	0
Hinkle	1	1	1.0	1	0
Little	1	0	0.0	0	0
Nickerson	1	0	0.0	0	0
Sanchez	1	0	0.0	0	0
Team	20	381	19.1	78t	2
Opponents	20	367	18.4	75t	1

Team Statistics

	Pittsburgh	Opponent
Total First Downs	292	319
Rushing	120	110
Passing	150	181
Penalty	22	28
3rd Down: Made/Att	78/216	98/225
3rd Down Pct.	36.1	43.6
Total Net Yards	5204	5805
Avg. Per Game	325.3	362.8
Total Plays	1030	1067
Avg. Per Play	5.1	5.4
Net Yards Rushing	2228	1864
Avg. Per Game	139.3	116.5
Total Rushes	499	516
Net Yards Passing	2976	3941
Avg. Per Game	186.0	246.3
Sacked/Yards Lost	42/331	19/145
Gross Yards	3307	4086
Att./Completions	489/226	532/309
Completion Pct.	46.2	58.1
Had Intercepted	20	20
Punts/Average	71/41.5	67/40.7
Net Punting Avg.	71/32.8	67/35.0
Penalties/Yards	99/803	79/705
Fumbles/Ball Lost	40/19	35/13
Touchdowns	36	49
Rushing	17	20
Passing	15	25
Returns	4	4

Score by Period

	Q1	Q2	Q3	Q4	OT	Pts
Team	85	94	47	110	0	336
Opponents	64	138	103	116	0	421

Rushing

	No.	Yds	Avg	Long	TD
Hoge	170	705	4.1	20	3
Williams	87	409	4.7	33	0
Jackson	74	315	4.3	29t	3
Carter	36	216	6.0	64t	3
Briester	45	209	4.6	20	6
Lipps	6	129	21.5	39t	1
Stone	40	127	3.2	11	0
Pollard	31	93	3.0	7	0
Blackledge	8	25	3.1	10	1
Newsome	2	0	0.0	0	0
Team	499	2228	4.5	64t	17
Opponents	516	1864	3.6	64	20

Receiving

	No.	Yds	Avg	Long	TD
Lipps	50	973	19.5	89t	5
Hoge	50	487	9.7	40	3
Carter	32	363	11.3	33	2
Lockett	22	365	16.6	44	1
Thompson	16	370	23.1	50	1
Gothard	12	121	10.1	26	1
Stone	11	196	17.8	72t	1
W. Williams	11	66	6.0	21	1
Johnson	10	237	23.7	60	0
Jackson	9	84	9.3	24	0
Pollard	2	22	11.0	19	0
Hinnant	1	23	23.0	23	0
Team	226	3307	14.6	89t	15
Opponents	309	4086	13.2	86t	25

Punting

	No.	Yds	Avg	Net	TB	In	Lg
Newsome	65	2950	45.4	32.8	10	9	62
Team	71	2950	41.5	32.8	10	9	62
Opponents	67	2726	40.7	35.0	3	16	63

Punt Returns

	Ret	FC	Yds	Avg	Long	TD
Woodson	33	6	281	8.5	28	0
Lipps	4	2	30	7.5	11	0
Sanchez	2	4	11	5.5	6	0
Team	39	12	322	8.3	28	0
Opponents	40	9	418	10.5	32	0

Kickoff Returns

	No.	Yds	Avg	Long	TD
Woodson	37	850	23.0	92t	1
Stone	29	610	21.0	92t	1
Sanchez	4	71	17.8	19	0
Boyle	1	19	19.0	19	0
Jackson	1	10	10.0	10	0
W. Williams	1	10	10.0	10	0
Blankenship	1	5	5.0	5	0
Team	74	1575	21.3	92t	2
Opponents	63	1351	21.4	90t	1

Field Goals

	1-19	20-29	30-39	40-49	50+
Anderson	1/1	11/11	9/10	6/12	1/2
Team	1/1	11/11	9/10	6/12	1/2
Opponents	3/3	6/7	9/10	7/10	1/2

Passing

	Att	Cmp	Yds	Cmp%	TD	Int	Long	Sack/Lost	Rating
Briester	370	175	2634	47.3	11	14	89t	36/292	65.3
Blackledge	79	38	494	48.1	2	3	34	4/25	60.8
Bono	35	10	110	28.6	1	2	15	1/8	25.9
Carter	3	2	56	66.7	0	0	40	0/0	109.7
Lipps	2	1	13	50.0	1	1	13t	1/6	70.8
Team	489	226	3307	46.2	15	20	89t	42/331	62.0
Opponents	532	309	4086	58.1	25	20	86t	19/145	82.5



1987 Final Regular-Season Statistics (Won 8, Lost 7)

Schedule

Date	W-L	Score	Opponent	Attendance
9/13	W	30-17	San Francisco	55,735
9/20	L	34-10	at Cleveland	79,543
9/27		Cancelled	N.Y. Jets (Player Strike)	
10/4	W	28-12	at Atlanta	16,667
10/11	L	31-21	at L.A. Rams	20,219
10/18	W	21-7	Indianapolis	34,627
10/25	W	23-20	Cincinnati	53,692
11/1	L	35-24	at Miami	52,578
11/8	W	17-16	at Kansas City	45,249
11/15	L	23-3	Houston	56,177
11/22	W	30-16	at Cincinnati	59,910
11/29	L	20-16	New Orleans	47,896
12/6	W	13-9	Seattle	48,881
12/13	W	20-16	at San Diego	51,605
12/20	L	24-16	at Houston	38,683
12/26	L	19-13	Cleveland	56,394

Team Statistics

	Pittsburgh	Opponent
Total First Downs	263	289
Rushing	114	94
Passing	126	170
Penalty	23	25
3rd Down: Made/Att	86/229	78/222
3rd Down Pct.	39.5	34.0
Total Net Yards	4410	4920
Avg. Per Game	294.0	328.0
Total Plays	973	962
Avg. Per Play	4.5	5.1
Net Yards Rushing	2144	1610
Avg. Per Game	142.9	107.3
Total Rushes	517	455
Net Yards Passing	2266	3310
Avg. Per Game	151.1	220.7
Sacked/Yards Lost	27/198	26/196
Gross Yards	2464	3506
Att./Completions	429/198	481/290
Completion Pct.	46.2	60.3
Had Intercepted	25	27
Punts/Average	82/40.2	70/39.2
Net Punting Avg.	82/31.2	70/33.4
Penalties/Yards	105/801	95/771
Fumbles/Ball Lost	37/8	41/17
Touchdowns	31	34
Rushing	11	8
Passing	13	22
Returns	7	4

Score by Period

	Q1	Q2	Q3	Q4	OT	Pts
Team	50	88	51	96	0	285
Opponents	45	79	77	98	0	299

Passing

	Att	Cmp	Yds	Cmp%	TD	Int	Long	Sack/Lost	Rating
Malone	336	156	1896	46.4	6	19	63	18/151	46.7
Bono	74	34	438	45.9	5	2	57	6/30	76.3
Briser	12	4	20	33.3	0	3	10	2/14	2.8
Collier	7	4	110	57.1	2	1	49	1/3	101.8
Team	429	198	2464	46.2	13	25	63	27/198	50.3
Opponents	481	290	3506	60.3	22	27	52t	26/196	74.6

Scoring

	TD	Ru	Pa	Rt	PAT	FG	2Pt	Pts
Anderson	0	0	0	0	21/22	22/27	0	87
Carter	3	0	3	0	0/0	0/0	0	18
Malone	3	3	0	0	0/0	0/0	0	18
Pollard	3	3	0	0	0/0	0/0	0	18
Abercrombie	2	2	0	0	0/0	0/0	0	12
Alston	2	0	2	0	0/0	0/0	0	12
Hall	2	0	2	0	0/0	0/0	0	12
Shell	2	0	2	0	0/0	0/0	0	12
Stallworth	2	0	2	0	0/0	0/0	0	12
Trout	0	0	0	10/10	0/2	0	0	10
BoNo.	1	1	0	0	0/0	0/0	0	6
Clinkscales	1	0	1	0	0/0	0/0	0	6
Gothard	1	0	1	0	0/0	0/0	0	6
Gowdy	1	0	1	0	0/0	0/0	0	6
Hairston	1	0	1	0	0/0	0/0	0	6
Hoge	1	0	1	0	0/0	0/0	0	6
Jackson	1	1	0	0	0/0	0/0	0	6
Lockett	1	0	1	0	0/0	0/0	0	6
Sanders	1	1	0	0	0/0	0/0	0	6
Thompson	1	0	1	0	0/0	0/0	0	6
Woodruff	1	0	0	1	0/0	0/0	0	6
Woodson	1	0	0	1	0/0	0/0	0	6
Carr	0	0	0	0	0/0	0/0	1	2
Team	31	11	13	7	31/31	22/29	1	285
Opponents	34	8	22	4	31/31	20/26	2	299

Sacks: Merriweather 5.5, Gary 4.0, Willis 3.0, Carr 3.0, Hinkle 2.0, Team 2.0, Little 1.5, Cole 1.0, Dawkins 1.0, J. Williams 1.0, Warren 1.0, G. Williams 1.0, Team 26.0, Opponents 27.0

Rushing

	No.	Yds	Avg	Long	TD
Jackson	180	696	3.9	39	1
Pollard	128	536	4.2	33	3
Abercrombie	123	459	3.7	28t	2
Malone	34	162	4.8	42t	3
Stone	17	135	7.9	51	0
Sanders	11	65	5.9	14	1
BoNo.	8	27	3.4	23	1
Collier	4	20	5.0	12	0
Newsome	2	16	8.0	16	0
Carter	5	12	2.4	4	0
Hoge	3	8	2.7	5	0
Reeder	2	8	4.0	4	0
Team	517	2144	4.1	51	11
Opponents	455	1610	3.5	58	8

Receiving

	No.	Yds	Avg	Long	TD
Stallworth	41	521	12.7	45	2
Abercrombie	24	209	8.7	24	0
Thompson	17	313	18.4	63	1
Sweeney	16	217	13.6	34	0
Pollard	16	180	11.3	26t	3
Carr	14	77	5.5	17	0
Clinkscales	13	240	18.5	57	1
Lee	12	124	10.3	24	0
Lipps	11	164	14.9	27	0
Lockett	7	116	16.6	25	1
Team	198	2464	12.4	63	13
Opponents	290	3506	12.1	52t	22

Interceptions

	No.	Yds	Avg	Long	TD
Woodruff	5	91	18.2	33t	1
Hall	3	29	9.7	25t	1
Everett	3	22	7.3	21	0
Hinkle	3	15	5.0	8	0
Gowdy	2	50	25.0	45t	1
Merriweather	2	26	13.0	15	0
Griffin	2	2	1.0	2	0
Shell	1	50	50.0	50t	1
Woodson	1	45	45.0	45t	1
Riley	1	4	4.0	4	0
Sheffield	1	2	2.0	2	0
Cole	1	0	0.0	0	0
Edwards	1	0	0.0	0	0
Williams	1	0	0.0	0	0
Team	27	336	12.4	50t	5
Opponents	25	330	13.2	49	1

Punting

	No.	Yds	Avg	Net	TB	In	Lg	B
Newsome	64	2678	41.8	31.5	13	8	57	1
Bruno	16	619	38.7	30.4	4	5	56	1
Team	82	3297	40.2	31.2	17	13	57	2
Opponents	70	2741	39.2	33.4	8	17	55	0

Punt Returns

	Ret	FC	Yds	Avg	Long	TD
Woodson	16	1	135	8.4	20	0
Lipps	7	1	46	6.6	12	0
Anderson	7	1	38	5.4	10	0
Everett	4	2	22	5.5	11	0
Lockett	2	1	3	1.5	5	0
Team	36	6	244	6.8	20	0
Opponents	46	7	395	8.6	44	0

Kickoff Returns

	No.	Yds	Avg	Long	TD
Woodson	36	982	27.3	84t	1
Stone	7	173	24.7	73	0
Thompson	4	41	10.3	15	0
J. Williams	4	31	7.8	22	0
J. Johnson	3	43	14.3	19	0
Griffin	1	21	21.0	21	0
Hinnant	1	13	13.0	13	0
Team	56	1304	23.3	84t	1
Opponents	53	1096	20.7	42	0

Field Goals

	1-19	20-29	30-39	40-49	50+
Anderson	0/0	8/9	4/4	8/12	2/2
Trout	0/0	0/1	0/1	0/0	0/0
Team	0/0	8/10	4/5	8/12	2/2
Opponents	0/0	6/6	10/10	4/7	0/3

1986 Final Regular-Season Statistics (Won 6, Lost 10)

Schedule

Date	W-L	Score	Opponent	Attendance
9/7	L	30-0	at Seattle	61,461
9/15	L	21-10	Denver	57,305
9/21	L	31-7	at Minnesota	56,795
9/28	W	22-16	at Houston	42,001
10/5	L	27-24	Cleveland	57,327
10/13	L	24-22	at Cincinnati	54,283
10/19	L	34-0	New England	54,743
10/26	W	30-9	Cincinnati	50,815
11/2	W	27-3	Green Bay	52,831
11/9	L	16-12	at Buffalo	72,000
11/16	W	21-10	Houston	49,724
11/23	L	37-31	at Cleveland	76,452
11/30	L	13-10	at Chicago	61,425
12/7	W	27-17	Detroit	45,042
12/13	W	45-24	at N.Y. Jets	58,044
12/21	L	24-19	Kansas City	47,150

Team Statistics

	Pittsburgh	Opponent
Total First Downs	292	303
Rushing	125	97
Passing	140	176
Penalty	27	30
3rd Down: Made/Att	86/232	81/228
3rd Down Pct.	37.1	35.5
Total Net Yards	4811	5252
Avg. Per Game	300.7	328.3
Total Plays	1075	1050
Avg. Per Play	4.5	5.0
Net Yards Rushing	2223	1872
Avg. Per Game	138.9	117.0
Total Rushes	564	471
Net Yards Passing	2588	3380
Avg. Per Game	161.8	211.3
Sacked/Yards Lost	20/159	43/289
Gross Yards	2747	3669
Att./Completions	491/238	536/311
Completion Pct.	48.5	58.0
Had Intercepted	20	20
Punts/Average	89/38.7	82/39.0
Net Punting Avg.	89/30.6	82/31.0
Penalties/Yards	104/853	108/899
Fumbles/Ball Lost	28/16	31/13
Touchdowns	35	39
Rushing	18	10
Passing	16	22
Returns	1	7

Score by Period

	Q1	Q2	Q3	Q4	OT	Pts
Team	51	83	90	77	6	307
Opponents	67	129	54	77	9	336

Passing

	Att	Cmp	Yds	Cmp%	TD	Int	Long	Sack/Lost	Rating
Malone	425	216	2444	50.8	15	18	48	13/97	62.5
Briser	60	21	291	35.0	0	2	58	6/57	37.6
Campbell	4	0	0	0.0	0	0	0	1/5	39.6
Newsome	2	1	12	50.0	1	0	12t	0/0	108.3
Team	491	238	2747	48.5	16	20	58	20/159	59.7
Opponents	536	311	3669	58.0	22	20	55t	43/289	77.1

Scoring

	TD	Ru	Pa	Rt	PAT	FG	2Pt	Pts
Anderson	0	0	0	0	32/32	21/32	0	95
Abercrombie	8	6	2	0	0/0	0/0	0	48
Jackson	5	5	0	0	0/0	0/0	0	30
Malone	5	5	0	0	0/0	0/0	0	30
Thompson	5	0	5	0	0/0	0/0	0	30
Erenberg	4	1	3	0	0/0	0/0	0	24
Lipps	3	2	1	0	0/0	0/0	0	18
Briser	1	1	0	0	0/0	0/0	0	6
Gothard	1	0	1	0	0/0	0/0	0	6
Sanchez	1	0	0	1	0/0	0/0	0	6
Stallworth	1	0	1	0	0/0	0/0	0	6
Sweeney	1	0	1	0	0/0	0/0	0	6
Edwards	0	0	0	0	0/0	0/0	1	2
Team	35	18	16	1	32/34	21/32	1	1307
Opponents	39	10	22	7	36/38	22/39	0	336

Sacks: Willis 12.0, Gary 6.5, Merriweather 6.0,
Nelson 5.0, Hinkle 4.5, G. Williams 3.5, Dunn 2.5,
Sims 1.0, Team 1.0, Little 0.5, Cole 0.5
Team 43.0, Opponents 20.0

Rushing

	No.	Yds	Avg	Long	TD
Jackson	216	910	4.2	31	5
Abercrombie	214	877	4.1	38t	6
Erenberg	42	170	4.0	17	1
Malone	31	107	3.5	45	5
Pollard	24	86	3.6	12	0
Hughes	14	32	2.3	8	0
Reeder	6	20	3.3	6	0
Sanders	4	12	3.0	13	0
Briser	6	10	1.7	9	1
Seitz	3	2	0.7	2	0
Lipps	4	-3	-0.8	8	0
Team	564	2223	3.9	45	18
Opponents	471	1872	4.0	61t	10

Receiving

	No.	Yds	Avg	Long	TD
Abercrombie	47	395	8.4	27	2
Lipps	38	590	15.5	48	3
Stallworth	34	466	13.7	40t	1
Erenberg	27	217	8.0	19	3
Sweeney	21	337	16.0	58	1
Gothard	21	246	11.7	34	1
Thompson	17	191	11.2	20	5
Jackson	17	176	9.9	28	0
Hughes	10	98	9.8	22	0
Sanders	2	19	9.5	10	0
Pollard	2	15	7.5	10	0
Reeder	2	4	2.0	3	0
Team	238	2747	11.5	58	16
Opponents	311	3669	11.8	55t	22

Interceptions

	No.	Yds	Avg	Long	TD
Sanchez	3	71	23.7	67t	1
Williams	3	44	14.7	25	0
Shell	3	29	9.7	17	0
Woods	3	26	8.7	23	0
Clayton	3	18	6.0	14	0
Hinkle	3	7	2.3	6	0
Merriweather	2	14	7.0	11	0
Swain	0	9	1.0	1	0
Team	20	218	10.9	67t	1
Opponents	20	244	12.2	37t	2

Punting

	No.	Yds	Avg	Net	TB	In	Lg	B
Newsome	86	3447	40.1	32.2	11	18	64	0
Team	3	0	0.0	0	0	0	0	3
Team	89	3447	38.7	30.6	11	18	64	3
Opponents	82	3194	39.0	31.0	7	17	69	0

Punt Returns

	Ret	FC	Yds	Avg	Long	TD
Woods	33	12	294	8.9	41	0
Lipps	3	1	16	5.3	10	0
Team	36	13	310	8.6	41	0
Opponents	34	14	364	10.7	44	0

Kickoff Returns

	No.	Yds	Avg	Long	TD
Sanchez	25	591	23.6	64	0
Elder	21	425	20.2	36	0
Sanders	8	148	18.5	29	0
Reeder	4	52	13.0	17	0
Hughes	2	16	8.0	16	0
Seitz	2	25	12.5	14	0
Merriweather	1	27	27.0	27	0
Woods	1	17	17.0	17	0
Rostovsky	1	3	3.0	3	0
Sweeney	1	0	0.0	0	0
Team	66	1304	19.8	64	0
Opponents	56	1362	24.3	100t	3

Field Goals

	1-19	20-29	30-39	40-49	50+
Anderson	0/1	6/7	6/7	9/14	0/3
Team	0/1	6/7	6/7	9/14	0/3
Opponents	2/2	6/10	7/11	7/13	0/3



1985 Final Regular-Season Statistics (Won 7. Lost 9)

Schedule

Date	W-L	Score	Opponent	Attendance
9/8	W	45-3	Indianapolis	55,279
9/16	L	17-7	at Cleveland	79,042
9/22	W	20-0	Houston	58,752
9/30	L	37-24	Cincinnati	59,541
10/6	L	24-20	at Miami	72,820
10/13	L	27-13	at Dallas	62,932
10/20	W	23-10	St. Louis	56,478
10/27	L	26-21	at Cincinnati	55,421
11/3	W	10-9	Cleveland	51,976
11/10	W	36-28	at Kansas City	46,126
11/17	W	30-7	at Houston	45,977
11/24	L	30-23	Washington	59,293
12/1	L	31-23	Denver	56,797
12/8	L	54-44	at San Diego	52,098
12/15	W	30-24	Buffalo	35,953
12/21	L	28-10	at NY Giants	66,785

Team Statistics

	Pittsburgh	Opponent
Total First Downs	315	273
Rushing	125	105
Passing	165	144
Penalty	25	24
3rd Down: Made/Att	92/237	71/207
3rd Down Pct.	38.8	34.3
Total Net Yards	5350	4659
Avg. Per Game	334.4	291.2
Total Plays	1086	990
Avg. Per Play	4.9	4.7
Net Yards Rushing	2177	1876
Avg. Per Game	136.1	117.3
Total Rushes	541	470
Net Yards Passing	3173	2783
Avg. Per Game	198.3	173.9
Sacked/Yards Lost	33/224	36/305
Gross Yards	3397	3088
Att./Completions	512/254	484/287
Completion Pct.	49.6	59.3
Had Intercepted	27	20
Punts/Average	79/39.1	85/40.9
Net Punting Avg.	79/32.5	86/32.9
Penalties/Yards	85/665	89/679
Fumbles/Ball Lost	31/9	34/14
Touchdowns	40	43
Rushing	14	19
Passing	23	18
Returns	3	6

Score by Period

	01	02	03	04	OT	Pts
Team	58	134	83	104	0	379
Opponents	72	129	53	101	0	355

Passing

	Att	Cmp	Yds	Cmp%	TD	Int	Long	Sack/Lost	Rating
Malone	233	117	1428	50.2	13	7	45t	10/80	75.6
Woodley	183	94	1357	51.4	6	14	69	13/84	54.7
Campbell	96	43	612	44.8	4	6	51	10/60	53.7
Team	512	254	3397	49.6	23	27	69	33/224	64.0
Opponents	484	287	3088	59.3	18	20	75t	36/305	73.3

Scoring

	TD	Ru	Pa	Rt	PAT	FG	2Pt	Pts
Anderson	0	0	0	0	40/40	33/42	0	139
Lipps	15	1	12	2	0/0	0/0	0	90
Abercrombie	9	7	2	0	0/0	0/0	0	54
Stallworth	5	0	5	0	0/0	0/0	0	30
Erenberg	3	0	3	0	0/0	0/0	0	18
Pollard	3	3	0	0	0/0	0/0	0	18
Woodley	2	2	0	0	0/0	0/0	0	12
Malone	1	1	0	0	0/0	0/0	0	6
Thompson	1	0	1	0	0/0	0/0	0	6
Merriweather	1	0	1	0	0/0	0/0	0	6
Team	40	14	23	3	40/40	33/42	0	379
Opponents	43	19	18	6	39/40	19/25	0	355

Sacks: Willis 5.5, Hinkle 5.0, Merriweather 4.0, Gary 3.0, Goodman 3.0, Cole 3.0, Catano 3.0, Dunn 2.5, Team 2.0, Carr 1.0, Nelson 1.0, Little 1.0, Woods 1.0, Sims 1.0, Team 36.0, Opponents 33.0

Rushing

	No.	Yds	Avg	Long	TD
Pollard	233	991	4.3	56	3
Abercrombie	227	851	3.8	32t	7
Malone	15	80	5.3	25	1
Woodley	17	71	4.2	13	2
Erenberg	16	67	4.2	12	0
Spencer	13	56	4.3	11	0
Campbell	9	28	3.1	14	0
Morse	8	17	2.1	9	0
Lipps	3	16	5.3	15t	1
Team	541	2177	4.0	56	14
Opponents	470	1876	4.0	77t	19

Receiving

	No.	Yds	Avg	Long	TD
Stallworth	75	937	12.5	41	5
Lipps	59	1134	19.2	51	12
Erenberg	33	326	9.9	35	3
Pollard	24	250	10.4	20	0
Abercrombie	24	209	8.7	27	2
Sweeney	16	234	14.6	69	0
Thompson	8	138	17.3	42	1
Gothard	6	83	13.8	24	0
Cunningham	6	61	10.2	17	0
Spencer	3	25	8.3	13	0
Team	254	3397	13.4	69	23
Opponents	287	3088	10.8	75t	18

Interceptions

	No.	Yds	Avg	Long	TD
Woodruff	5	80	16.0	33	0
Williams	4	47	11.8	29	0
Shell	4	40	10.0	26	0
Merriweather	2	36	18.0	35t	1
Swain	2	4	2.0	4	0
Little	2	0	0.0	3	0
Cole	1	4	4.0	4	0
Team	20	211	10.6	35t	0
Opponents	27	409	15.2	57t	5

Punting

	No.	Yds	Avg	Net	Bt	In	Lg	B
Newsome	78	3088	39.6	32.5	7	17	59	0
Team	1	0	0.0	0.0	0	0	0	1
Team	79	3088	39.1	32.5	7	17	59	1
Opponents	86	3515	40.9	32.9	10	17	65	0

Punt Returns

	Ret	FC	Yds	Avg	Long	TD
Lipps	36	2	437	12.1	71t	2
Woods	13	2	46	3.5	10	0
Team	49	4	483	9.9	71t	2
Opponents	43	8	380	8.8	31	0

Kickoff Returns

	No.	Yds	Avg	Long	TD
Spencer	27	617	22.9	40	0
Erenberg	21	441	21.0	35	0
Lipps	13	237	18.2	24	0
Washington	3	34	11.3	14	0
Tuggle	1	8	8.0	8	0
Team	65	1337	20.6	40	0
Opponents	65	1566	24.1	95	0

Field Goals

	1-19	20-29	30-39	40-49	50+
Anderson	1/1	12/13	14/15	5/9	1/4
Team	1/1	12/13	14/15	5/9	1/4
Opponents	2/2	2/3	11/12	4/5	0/3

1984 Final Regular-Season Statistics (Won 9, Lost 7)

Schedule

Date	W-L	Score	Opponent	Attendance
9/2	L	37-27	Kansas City	56,709
9/6	W	23-17	at N.Y. Jets	70,564
9/16	W	24-14	L.A. Rams	58,104
9/23	L	20-10	at Cleveland	77,312
10/1	W	38-17	Cincinnati	57,098
10/7	L	31-7	Miami	59,103
10/14	W	20-17	at San Francisco	59,110
10/21	L	17-16	at Indianapolis	60,026
10/28	W	35-10	Atlanta	55,971
11/4	W	35-7	Houston	48,892
11/11	L	22-20	at Cincinnati	52,497
11/19	L	27-24	at New Orleans	66,005
11/25	W	52-24	San Diego	55,586
12/2	L	23-20	at Houston	39,786
12/9	W	23-20	Cleveland	55,825
12/16	W	13-7	L.A. Raiders	83,056

Team Statistics

	Pittsburgh	Opponent
Total First Downs	302	282
Rushing	117	87
Passing	167	167
Penalty	18	28
3rd Down: Made/Att	92/227	75/225
3rd Down Pct.	40.5	33.3
Total Net Yards	5420	4916
Avg. Per Game	338.8	307.3
Total Plays	1052	1016
Avg. Per Play	5.2	4.8
Net Yards Rushing	2179	1617
Avg. Per Game	136.2	101.1
Total Rushes	574	454
Net Yards Passing	3241	3299
Avg. Per Game	202.6	206.2
Sacked/Yards Lost	35/278	47/390
Gross Yards	3519	3689
Att./Completions	443/240	515/299
Completion Pct.	54.2	58.1
Had Intercepted	25	31
Punts/Average	70/41.2	90/42.4
Net Punting Avg.	70/34.7	90/32.5
Penalties/Yards	112/948	107/945
Fumbles/Ball Lost	40/15	30/11
Touchdowns	45	35
Rushing	13	12
Passing	25	19
Returns	7	4

Score by Period

	Q1	Q2	Q3	Q4	OT	Pts
Team	50	147	95	95	0	387
Opponents	26	105	69	107	3	310

Passing

	Att	Cmp	Yds	Cmp%	TD	Int	Long	Sack/Lost	Rating
Malone	272	147	2137	54.0	16	17	51t	25/211	73.4
Woodley	156	85	1273	54.5	8	7	80t	10/67	79.9
Campbell	15	8	109	53.3	1	1	25t	0/0	71.3
Team	443	240	3519	54.2	25	25	80t	35/278	75.6
Opponents	515	299	3689	58.1	19	31	68	47/390	67.5

Scoring

	TD	Ru	Pa	Rt	PAT	FG	2Pt	Pts
Anderson	0	0	0	0	45/45	24/32	0	117
Stallworth	11	0	11	0	0/0	0/0	0	66
Lipps	11	1	9	1	0/0	0/0	0	66
Pollard	6	6	0	0	0/0	0/0	0	36
Erenberg	3	2	1	0	0/0	0/0	0	18
Malone	3	3	0	0	0/0	0/0	0	18
Thompson	3	0	3	0	0/0	0/0	0	18
Washington	2	0	2	0	0/0	0/0	0	12
Woodruff	2	0	2	0	0/0	0/0	0	12
Abercrombie	1	1	0	0	0/0	0/0	0	6
Shell	1	0	0	1	0/0	0/0	0	6
Cunningham	1	0	1	0	0/0	0/0	0	6
Hinkle	1	0	0	1	0/0	0/0	0	6
Team	45	13	25	7	45/45	24/32	0	387
Opponents	35	12	19	4	34/35	22/28	0	310

Sacks: Merriweather 15.0, E. Nelson 7.0, Hinkle 5.5, Willis 5.0, Gary 4.0, Goodman 2.5, Cole 2.0, E. Williams 2.0, Little 1.0, Dunn 1.0, Clayton 1.0, Team 1.0.

Team 47.0, Opponents 35.0

Rushing

	No.	Yds	Avg	Long	TD
Pollard	213	851	4.0	52	6
Abercrombie	145	610	4.2	31	1
Erenberg	115	405	3.5	31t	2
Corley	18	89	4.9	23	0
Veals	31	87	2.8	9	0
Lipps	3	71	23.7	36t	1
Malone	25	42	1.7	13t	3
Gillespie	7	18	2.6	9	0
Woodley	11	14	1.3	7	0
Spencer	1	0	0.0	0	0
Colquitt	1	0	0.0	0	0
Capers	1	-3	-3.0	-3	0
Campbell	3	-5	-5.0	-5	0
Team	574	2179	3.8	52	13
Opponents	454	1617	3.6	31	12

Receiving

	No.	Yds	Avg	Long	TD
Stallworth	80	1395	17.4	51	11
Lipps	45	860	19.1	80t	9
Erenberg	38	358	9.4	25	1
Pollard	21	186	8.9	18	0
Thompson	17	291	17.1	59	3
Abercrombie	16	135	8.4	59	0
Capers	7	81	11.6	19	0
Kolodziejski	5	59	11.8	22	0
Cunningham	4	64	16.0	29	1
D. Nelson	2	31	15.5	19	0
Sweeney	2	25	12.5	16	0
Garity	2	22	11.0	12	0
Gillespie	1	12	12.0	12	0
Team	240	3519	14.7	80t	25
Opponents	299	3689	12.3	68	19

Interceptions

	No.	Yds	Avg	Long	TD
Shell	7	61	8.7	52t	1
Washington	6	138	23.0	69t	2
Woodruff	5	56	11.2	42t	1
Hinkle	3	77	25.7	43	0
E. Williams	3	49	16.3	44	0
Merriweather	2	9	4.5	8	0
Woods	2	0	0.0	0	0
C. Brown	1	31	31.0	31	0
Cole	1	12	12.0	12	0
Clayton	1	0	0.0	0	0
Team	31	433	14.0	69t	4
Opponents	25	371	14.8	70	1

Punting

	No.	Yds	Avg	Net	TB	In	Lg
Colquitt	70	2883	41.2	34.7	5	21	62
Team	70	2883	41.2	34.7	5	21	62
Opponents	90	3818	42.4	32.5	10	13	60

Punt Returns

	Ret	FC	Yds	Avg	Long	TD
Woods	33	12	294	8.9	41	0
Lipps	3	1	16	5.3	10	0
Team	36	13	310	8.6	41	0
Opponents	34	14	364	10.7	44	0

Kickoff Returns

	No.	Yds	Avg	Long	TD
Erenberg	28	575	20.5	47	0
Spencer	18	373	20.7	40	0
Veals	4	40	10.0	18	0
Corley	1	15	15.0	15	0
Gillespie	1	12	12.0	12	0
C. Brown	1	11	11.0	11	0
CataNo.	1	0	0.0	0	0
Team	54	1026	19.0	47	0
Opponents	61	1338	21.9	97t	1

Field Goals

	1-19	20-29	30-39	40-49	50+
Anderson	0/0	8/9	6/9	8/11	2/3
Team	0/0	8/9	6/9	8/11	2/3
Opponents	2/2	5/5	8/10	6/9	1/2



1983 Final Regular-Season Statistics (Won 10, Lost 6)

Schedule

Date	W-L	Score	Opponent	Attendance
9/4	L	14-10	Denver	58,233
9/11	W	25-21	at Green Bay	58,154
9/18	W	40-28	at Houston	44,150
9/25	L	28-23	New England	58,282
10/2	W	17-10	Houston	56,901
10/10	W	24-14	at Cincinnati	56,086
10/16	W	44-17	Cleveland	59,263
10/23	W	27-21	at Seattle	61,615
10/30	W	17-12	Tampa Bay	57,468
11/6	W	26-3	San Diego	58,191
11/13	W	24-13	at Baltimore	57,319
11/20	L	17-14	Minnesota	58,417
11/24	L	45-3	at Detroit	77,724
12/4	L	23-10	Cincinnati	55,832
12/10	W	34-7	at N.Y. Jets	53,996
12/18	L	30-17	at Cleveland	72,313

Team Statistics

	Pittsburgh	Opponent
Total First Downs	312	278
Rushing	156	100
Passing	141	151
Penalty	15	27
3rd Downs: Made/Att	99/231	77/216
3rd Down Pct.	42.9	35.6
Total Net Yards	5014	4728
Avg. Per Game	313.4	295.5
Total Plays	1075	1006
Avg. Per Play	4.7	4.7
Net Yards Rushing	2610	1833
Avg. Per Game	163.1	114.6
Total Rushes	614	509
Net Yards Passing	2404	2895
Avg. Per Game	150.3	180.9
Sacked/Yards Lost	52/350	50/361
Gross Yards	2754	3256
Att./Completions	409/211	447/238
Completion Pct.	51.6	53.2
Had Intercepted	23	28
Punts/Average	80/41.9	88/41.1
Net Punting Avg.	80/35.0	88/33.1
Penalties/Yards	99/836	96/782
Fumbles/Ball Lost	42/20	34/17
Touchdowns	39	37
Rushing	17	14
Passing	15	19
Returns	7	4

Score by Period

	01	02	03	04	OT	Pts
Team	95	105	30	125	0	355
Opponents	80	78	72	73	0	303

Passing

	Att	Cmp	Yds	Cmp%	TD	Int	Long	Sack/Lost	Rating
Stoudt	381	197	2553	51.7	12	21	52	51/339	60.6
Malone	20	9	124	45.0	1	2	38	1/11	42.5
Bradshaw	8	5	77	62.5	2	0	24	0/0	133.9
Team	409	211	2754	51.6	15	23	52	52/350	61.9
Opponents	447	238	3256	53.2	19	28	76t	50/361	64.9

Scoring

	TD	Ru	Pa	Rt	PAT	FG	2Pt	Pts
Anderson	0	0	0	0	38/39	27/31	0	119
Abercrombie	7	4	3	0	0/0	0/0	0	42
F. Harris	7	5	2	0	0/0	0/0	0	42
Sweeney	5	0	5	0	0/0	0/0	0	30
Pollard	4	4	0	0	0/0	0/0	0	24
Stoudt	4	4	0	0	0/0	0/0	0	24
Cunningham	3	0	3	0	0/0	0/0	0	18
Hinkle	1	0	0	1	0/0	0/0	0	6
Woods	1	0	0	1	0/0	0/0	0	6
Johnson	1	0	0	1	0/0	0/0	0	6
Clayton	1	0	0	1	0/0	0/0	0	6
Merrweather	1	0	0	1	0/0	0/0	0	6
Capers	1	0	1	0	0/0	0/0	0	6
Best	1	0	0	1	0/0	0/0	0	6
Blount	1	0	0	1	0/0	0/0	0	6
Garrity	1	0	1	0	0/0	0/0	0	6
Kohrs	0	0	0	0	0/0	0/0	1	2
Team	39	17	15	7	32/33	25/30	1	321
Opponents	37	14	19	4	36/37	15/20	0	303

Sacks: Willis 14.0, Gary 7.5, Dunn 6.0, Cole 5.0, Lambert 4.0, Nelson 3.0, Beasley 2.5, Rivera 2.0, Clayton 2.0, Kohrs 1.5, Goodman 1.0, Woodruff 1.0, Merrweather 0.5, Team 50.0, Opponents 52.0

Rushing

	No.	Yds	Avg	Long	TD
F. Harris	279	1007	3.6	19	5
Pollard	135	608	4.5	32	4
Stoudt	77	479	6.2	23	4
Abercrombie	112	446	4.0	50t	4
Hawthorne	5	47	9.4	20	0
T. Harris	2	15	7.5	10	0
Odum	2	7	3.5	4	0
Bradshaw	8	7	0.9	7	0
Sweeney	3	5	1.7	2	0
Team	614	2610	4.3	50t	17
Opponents	509	1833	3.6	30	14

Receiving

	No.	Yds	Avg	Long	TD
Sweeney	39	577	14.8	42	5
Cunningham	35	442	12.6	25	3
F. Harris	34	278	8.2	29t	2
Abercrombie	26	391	15.0	51t	3
Hawthorne	19	300	15.8	52	0
Garrity	19	279	14.7	38	1
Pollard	16	127	7.9	17	0
Capers	10	185	18.5	36	1
Stallworth	8	100	12.5	20	0
Skansi	3	39	13.0	21	0
Rodgers	2	36	18.0	25	0
Team	211	2754	13.1	52	15
Opponents	238	3256	13.7	76t	19

Interceptions

	No.	Yds	Avg	Long	TD
Woods	5	53	10.6	31	0
Shell	5	18	3.6	18	0
Blount	4	32	8.0	21	0
Woodruff	3	85	28.3	47	0
Johnson	3	84	28.0	34t	1
Merrweather	3	55	18.3	31t	1
Lambert	2	-1	-0.5	0	0
Clayton	1	70	70.0	70t	1
Washington	1	25	25.0	25	0
Hinkle	1	14	14.0	14t	1
Team	28	435	15.5	70t	4
Opponents	23	252	11.0	41t	2

Punting

	No.	Yds	Avg	Net	TB	In	Lg	B
Colquitt	80	3352	41.9	35.0	7	20	58	0
Team	80	3352	41.9	35.0	7	20	58	0
Opponents	88	3615	41.1	33.1	14	10	61	0

Punt Returns

	Ret	FC	Yds	Avg	Long	TD
Skansi	43	9	363	8.4	57	0
Woods	5	0	46	9.2	13	0
T. Harris	3	0	12	4.0	6	0
Team	51	9	421	8.3	57	0
Opponents	44	5	418	9.5	81t	1

Kickoff Returns

	No.	Yds	Avg	Long	TD
Odum	39	758	19.4	35	0
T. Harris	18	289	16.1	32	0
Bingham	1	15	15.0	15	0
Kohrs	1	6	6.0	6	0
Team	59	1068	18.1	35	0
Opponents	65	1507	23.2	97t	1

Field Goals

	1-19	20-29	30-39	40-49	50+
Anderson	2/2	8/9	9/10	8/10	0/0
Team	2/2	8/9	9/10	8/10	0/0
Opponents	1/1	6/7	6/6	2/5	0/1

1982 Final Regular-Season Statistics (Won 6, Lost 3)

Schedule

Date	W-L	Score	Opponent	Attendance
9/13	W	36-28	at Dallas	63,431
9/19	W	26-20	Cincinnati	53,973
9/26	Cancelled		N.Y. Giants*	
10/3	Cancelled		at Denver*	
10/11	Cancelled		Philadelphia*	
10/17	Cancelled		at Washington*	
10/31	Cancelled		at Cincinnati*	
11/7	Cancelled		Houston*	
11/14	Cancelled		N.Y. Jets*	
11/21	W	24-10	at Houston	42,338
11/28	L	16-0	at Seattle	55,553
12/5	W	35-14	Kansas City	52,090
12/12	L	13-0	at Buffalo	58,391
12/19	L	10-9	at Cleveland	67,139
12/26	W	37-14	New England	50,515
1/2	W	37-21	Cleveland	52,312

* Game cancelled for player strike

Team Statistics

	Pittsburgh	Opponent
Total First Downs	171	174
Rushing	69	92
Passing	91	142
Penalty	11	14
3rd Down: Made/Att	47/121	47/126
3rd Down Pct.	39.0	37.3
Total Net Yards	2970	2874
Avg. Per Game	330.0	319.3
Total Plays	583	599
Avg. Per Play	5.1	4.8
Net Yards Rushing	1187	762
Avg. Per Game	131.9	84.7
Total Rushes	289	236
Net Yards Passing	1783	2112
Avg. Per Game	198.1	234.7
Sacked/Yards Lost	19/139	34/273
Gross Yards	1922	2385
Att./Completions	275/141	329/176
Completion Pct.	51.3	53.5
Had Intercepted	16	17
Punts/Average	49/40.4	53/38.1
Net Punting Avg.	49/35.1	53/30.6
Penalties/Yards	59/459	44/345
Fumbles/Ball Lost	18/7	17/8
Touchdowns	25	17
Rushing	7	5
Passing	17	12
Returns	1	6

Score by Period

	01	02	03	04	0T	Pts
Team	47	54	38	59	6	204
Opponents	13	43	38	52	0	146

Passing

	Att	Cmp	Yds	Cmp%	TD	Int	Long	Sack/Lost	Rating
Bradshaw	240	127	1768	52.9	17	11	74t	18/131	81.4
Stoudt	35	14	154	40.0	0	5	24	1/8	14.2
Team	275	141	1922	51.3	17	16	74t	19/139	70.3
Opponents	329	176	2385	53.5	12	17	75t	34/273	67.5

Scoring

	TD	Ru	Pa	Rt	PAT	FG	2Pt	Pts
Anderson	0	0	0	0	22/23	10/12	0	52
Stallworth	7	0	7	0	0/0	0/0	0	42
Smith	4	0	4	0	0/0	0/0	0	24
Hawthorne	3	0	3	0	0/0	0/0	0	18
Cunningham	2	0	2	0	0/0	0/0	0	12
Pollard	2	2	0	0	0/0	0/0	0	12
Harris	2	2	0	0	0/0	0/0	0	12
Abercrombie	2	2	0	0	0/0	0/0	0	12
Thornton	1	1	0	0	0/0	0/0	0	6
Pinney	1	0	1	0	0/0	0/0	0	6
Rodgers	1	0	0	1	0/0	0/0	0	6
Team	0	0	0	0	0/0	0/0	1	2
Team	25	17	7	1	22/23	10/12	1	204
Opponents	17	5	12	0	17/17	9/14	0	146

Sacks: Beasley 6.0, Dunn 6.0, Cole 5.0, Lambert 4.0, Ham 3.0, Toews 2.5, Kohrs 2.0, Goodman 1.5, Shell 1.0, Hinkle 1.0, Woodruff 1.0, Willis 1.0, Team 34.0, Opponents 19.0

Rushing

	No.	Yds	Avg	Long	TD
Harris	140	604	4.3	21	2
Pollard	62	238	3.8	18	2
Abercrombie	21	100	4.8	34	2
Davis	24	72	3.0	9	0
Hawthorne	15	68	4.5	11	0
Thornton	6	33	5.5	13	1
Stoudt	11	28	2.5	8	0
Swann	1	25	25.0	25	0
Bradshaw	8	10	2.3	6	0
Stallworth	1	9	9.0	9	0
Team	289	1187	4.1	34	7
Opponents	236	762	3.2	33	5

Receiving

	No.	Yds	Avg	Long	TD
Harris	31	249	8.0	20	0
Stallworth	27	441	16.3	74t	7
Cunningham	21	277	13.2	31	2
Swann	18	265	14.7	60	0
Smith	17	387	22.8	51	4
Hawthorne	12	182	15.2	46t	3
Pollard	6	39	6.5	11	0
Sweeney	5	50	10.0	17	0
Abercrombie	1	14	14.0	14	0
Davis	1	11	11.0	11	0
Thornton	1	4	4.0	4	0
Pinney	1	3	3.0	3t	1
Team	141	1922	13.6	74t	17
Opponents	176	2385	13.6	75t	12

Interceptions

	No.	Yds	Avg	Long	TD
Woodruff	5	53	10.6	30	0
Shell	5	27	5.2	18	0
Johnson	2	5	2.5	5	0
Toews	1	20	20.0	20	0
Woods	1	12	12.0	12	0
Lambert	1	6	6.0	6	0
Ham	1	2	2.0	2	0
Blount	1	2	2.0	2	0
Team	17	127	7.5	30	0
Opponents	16	168	10.5	28	0

Punting

	No.	Yds	Avg	Net	TB	In	Lg	B
Goodson	49	1981	40.4	35.1	4	11	66	1
Team	49	1981	40.4	35.1	4	11	66	1
Opponents	53	2019	38.1	30.6	4	9	54	2

Punt Returns

	Ret	FC	Yds	Avg	Long	TD
Sydner	22	3	172	7.8	21	0
Woods	13	2	142	10.9	20	0
Merriweather	1	0	3	3.0	3	0
Team	36	5	317	8.8	21	0
Opponents	28	4	182	6.5	17	0

Kickoff Returns

	No.	Yds	Avg	Long	TD
Bohannon	14	329	23.5	57	0
Abercrombie	7	139	19.9	46	0
French	2	38	19.0	26	0
Sydner	2	37	18.5	20	0
Moser	1	18	18.0	18	0
Donnalley	1	8	8.0	8	0
Swann	1	0	0.0	0	0
Team	28	569	20.3	57	0
Opponents	36	821	22.8	39	0

Field Goals

	1-19	20-29	30-39	40-49	50+
Anderson	0/0	4/4	1/2	5/5	0/1
Team	0/0	4/4	1/2	5/5	0/1
Opponents	0/0	2/2	4/5	2/5	1/2



1981 Final Regular-Season Statistics (Won 8. Lost 8)

Schedule

Date	W-L	Score	Opponent	Attendance
9/6	L	37-33	Kansas City	53,305
9/10	L	30-10	at Miami	74,190
9/20	W	38-10	N.Y. Jets	52,973
9/27	W	27-21	New England	53,344
10/4	W	20-6	at New Orleans	64,578
10/11	W	13-7	Cleveland	53,255
10/18	L	34-7	at Cincinnati	57,090
10/26	W	26-13	Houston	52,732
11/1	L	17-14	San Francisco	52,878
11/8	L	24-21	at Seattle	59,058
11/15	W	34-20	at Atlanta	57,485
11/22	W	32-10	at Cleveland	77,958
11/29	W	24-0	Los Angeles	51,854
12/7	L	30-27	at Oakland	51,769
12/13	L	17-10	Cincinnati	50,623
12/20	L	21-20	at Houston	41,056

Team Statistics

	Pittsburgh	Opponent
Total First Downs	318	323
Rushing	137	114
Passing	156	181
Penalty	25	28
3rd Down: Made/Att	83/203	90/231
3rd Down Pct.	40.9	39.0
Total Net Yards	5598	5652
Avg. Per Game	349.9	353.3
Total Plays	1042	1084
Avg. Per Play	5.4	5.2
Net Yards Rushing	2372	1869
Avg. Per Game	148.3	116.8
Total Rushes	554	500
Net Yards Passing	3226	3783
Avg. Per Game	201.6	236.4
Sacked/Yards Lost	27/231	40/325
Gross Yards	3457	4107
Att./Completions	461/247	542/302
Completion Pct.	53.6	55.5
Had Intercepted	19	30
Punts/Average	84/43.3	78/42.1
Net Punting Avg.	84/35.3	78/35.8
Penalties/Yards	97/840	112/960
Fumbles/Ball Lost	39/22	31/16
Touchdowns	47	35
Rushing	21	10
Passing	25	22
Returns	1	3

Score by Period

	Q1	Q2	Q3	Q4	OT	Pts
Team	90	97	84	79	6	356
Opponents	33	97	58	109	3	297

Passing

	Att	Cmp	Yds	Cmp%	TD	Int	Long	Sack/Lost	Rating
Bradshaw	370	201	2887	54.3	22	14	90	17/155	83.9
Malone	88	45	553	51.1	3	5	30	10/26	58.6
Stoudt	3	1	17	33.3	0	0	17	0/0	53.5
Team	461	247	3457	53.6	25	19	90	27/231	78.9
Opponents	544	302	4107	55.5	22	30	73	40/325	70.3

Scoring

	TD	Ru	Pa	Rt	PAT	FG	2Pt	Pts
Trout	0	0	0	0	0	38/46	12/17	0 74
Harris	9	8	1	0	0/0	0/0	0	54
Smith	7	0	7	0	0/0	0/0	0	42
Stallworth	5	0	5	0	0/0	0/0	0	30
Swann	5	0	5	0	0/0	0/0	0	30
Thornton	4	4	0	0	0/0	0/0	0	24
Cunningham	3	0	3	0	0/0	0/0	0	18
Malone	3	2	1	0	0/0	0/0	0	18
Pollard	2	2	0	0	0/0	0/0	0	12
Hawthorne	2	2	0	0	0/0	0/0	0	12
Bradshaw	2	2	0	0	0/0	0/0	0	12
Davis	1	1	0	0	0/0	0/0	0	6
Blount	1	0	0	1	0/0	0/0	0	6
Grossman	1	0	1	0	0/0	0/0	0	6
Pinney	1	0	1	0	0/0	0/0	0	6
Moser	1	0	1	0	0/0	0/0	0	6
Team	47	21	25	138/46	12/17	0	0	356
Opponents	35	10	22	33/35	18/33	0	0	297

Sacks: Dunn 8.0, Kohrs 5.5, Beasley 5.0, Greene 4.5, Banaszak 4.0, Greenwood 3.0, Goodman 3.0, Cole 2.5, Lambert 2.0, Winston 1.5, Woodruff 1.0, Team 40.0, Opponents 27.0

Rushing

	No.	Yds	Avg	Long	TD
Harris	242	987	4.1	50	8
Pollard	123	570	4.6	29	1
Davis	47	270	5.7	28	1
Thornton	56	202	3.6	17	4
Bradshaw	38	162	4.3	16	2
Malone	16	68	4.3	19	2
Hawthorne	25	58	2.3	16	2
Stallworth	1	17	17.0	17	0
Smith	1	15	15.0	15	0
Stoudt	3	11	3.7	10	0
Colquitt	1	8	8.0	8	0
Moser	1	4	4.0	4	0
Team	554	2372	4.3	50	21
Opponents	500	1869	3.7	60	10

Receiving

	No.	Yds	Avg	Long	TD
Stallworth	63	1098	17.4	55	5
Cunningham	41	574	14.0	30	3
Harris	37	250	6.8	26	1
Swann	34	505	14.9	44	5
Smith	29	571	19.7	46	7
Pollard	19	156	8.2	26	0
Thornton	8	78	9.8	30	0
Davis	4	34	8.5	19	0
Hawthorne	4	23	5.8	12	0
Grossman	3	19	6.3	14	1
Sweeney	2	53	26.5	32	0
Malone	1	90	90.0	90	1
Moser	1	5	5.0	5	1
Pinney	1	1	1.0	1	1
Team	247	3457	14.0	90	25
Opponents	302	4108	13.6	73	22

Interceptions

	No.	Yds	Avg	Long	TD
Blount	6	106	17.7	50	1
Lambert	6	76	12.7	31	0
Shell	5	52	10.4	25	0
Thomas	4	18	4.5	16	0
Washington	3	46	15.3	35	0
Johnson	2	8	4.0	8	0
Cole	1	29	29.0	29	0
Ham	1	23	23.0	23	0
Woodruff	1	17	17.0	17	0
Winston	1	1	1.0	1	0
Team	30	376	12.5	50	1
Opponents	19	226	11.9	34	0

Punting

	No.	Yds	Avg	Net	TB	In	Lg	B
Colquitt	84	3641	43.3	35.3	16	25	74	0
Team	84	3641	43.3	35.3	16	25	74	0
Opponents	78	3286	42.1	35.8	4	12	62	0

Punt Returns

	Ret	FC	Yds	Avg	Long	TD
Smith	30	1	204	6.8	28	0
Anderson	20	8	208	10.4	33	0
Team	50	9	412	8.2	33	0
Opponents	34	10	358	10.5	87	2

Kickoff Returns

	No.	Yds	Avg	Long	TD
Anderson	37	825	22.3	35	0
Hawthorne	7	138	19.7	30	0
Moser	3	76	25.3	29	0
Dirksen	3	45	15.0	18	0
Davis	1	8	8.0	8	0
Malone	1	3	3.0	3	0
Thornton	1	1	1.0	1	0
Team	53	1096	20.7	35	0
Opponents	52	1253	24.1	51	0

Field Goals

	1-19	20-29	30-39	40-49	50+
Trout	4/5	4/4	1/2	3/5	0/1
Team	4/5	4/4	1/2	3/5	0/1
Opponents	0/0	5/5	7/10	6/14	0/4

1980 Final Regular-Season Statistics (Won 9. Lost 7)

Schedule

Date	W-L	Score	Opponent	Attendance
9/7	W	31-17	Houston	54,386
9/14	W	20-17	at Baltimore	54,914
9/21	L	30-28	at Cincinnati	52,490
9/28	W	38-3	Chicago	53,987
10/5	W	23-17	at Minnesota	47,583
10/12	L	17-16	Cincinnati	53,668
10/20	L	45-34	Oakland	53,940
10/26	L	27-26	at Cleveland	79,095
11/2	W	22-20	Green Bay	52,165
11/9	W	24-21	at Tampa Bay	71,636
11/16	W	16-13	Cleveland	54,563
11/23	L	28-13	at Buffalo	79,659
11/30	W	23-10	Miami	51,384
12/4	L	6-0	at Houston	53,960
12/14	W	21-16	Kansas City	50,013
12/22	L	26-17	at San Diego	51,785

Team Statistics

	Pittsburgh	Opponent
Total First Downs	308	302
Rushing	111	101
Passing	177	171
Penalty	20	30
3rd Down: Made/Att	101/224	94/232
3rd Down Pct.	45.1	40.5
Total Net Yards	5554	5134
Avg. Per Game	347.1	320.9
Total Plays	1033	1036
Avg. Per Play	5.4	5.0
Net Yards Rushing	1986	1762
Avg. Per Game	124.1	110.1
Total Rushes	512	486
Net Yards Passing	3568	3372
Avg. Per Game	223.0	210.8
Sacked/Yards Lost	18/145	37/264
Gross Yards	3832	3517
Att./Completions	484/250	532/280
Completion Pct.	51.7	52.6
Had Intercepted	24	26
Punts/Average	66/40.2	73/40.7
Penalties/Yards	111/933	93/806
Fumbles/Ball Lost	38/18	23/14
Touchdowns	42	37
Rushing	15	9
Passing	26	25
Returns	1	3

Score by Period

	Q1	Q2	Q3	Q4	OT	Pts
Team	79	115	76	82	0	352
Opponents	57	91	81	84	0	313

Passing

	Att	Cmp	Yds	Cmp%	TD	Int	Long	Sack/Lost	Rating
Bradshaw	424	218	3339	51.4	24	22	68t	33/245	75.0
Stoutt	60	32	493	53.3	2	2	72	4/19	78.0
Team	484	250	3832	51.7	26	24	72	37/264	75.4
Opponents	532	280	3517	52.6	25	26	69t	18/145	68.8

Scoring

	TD	Ru	Pa	Rt	PAT	FG	2Pt	Pts
Bahr	0	0	0	0	39/42	19/28	0	96
Smith	9	0	9	0	0/0	0/0	0	54
Swann	7	0	7	0	0/0	0/0	0	42
Harris	6	4	2	0	0/0	0/0	0	36
Hawthorne	4	4	0	0	0/0	0/0	0	24
Thornton	4	3	1	0	0/0	0/0	0	24
Bradshaw	2	2	0	0	0/0	0/0	0	12
Bell	2	0	2	0	0/0	0/0	0	12
Bleier	2	1	1	0	0/0	0/0	0	12
Cunningham	2	0	2	0	0/0	0/0	0	12
Stallworth	1	0	1	0	0/0	0/0	0	6
Sweeney	1	0	1	0	0/0	0/0	0	6
Davis	1	1	0	0	0/0	0/0	0	6
Winston	1	0	0	1	0/0	0/0	0	6
Team	42	15	26	1	39/42	19/28	0	352
Opponents	37	9	25	3	34/37	19/29	0	313

Sacks: Greenwood 5.0, Greene 3.5, Furness 3.5, Banaszak 2.5, Beasley 1.0, Cole 1.0, Ham 1.0, Dunn 0.5, Team 18.0, Opponents 37.0

Rushing

	No.	Yds	Avg	Long	TD
Harris	208	789	3.8	26	4
Bleier	78	340	4.4	19	1
Thornton	78	325	4.2	28	3
Hawthorne	63	226	3.6	15	4
Davis	33	132	4.0	12	1
Bradshaw	36	111	3.1	18	2
Stoutt	9	35	3.9	12	0
Colquitt	1	17	17.0	17	0
Pollard	4	16	4.0	12	0
Smith	1	-1	-1.0	-1	0
Swann	1	-4	-4.0	-4	0
Team	512	1986	3.9	28	15
Opponents	486	1762	3.6	37	9

Receiving

	No.	Yds	Avg	Long	TD
Swann	44	710	16.1	68t	7
Smith	37	711	19.2	45t	9
Harris	30	196	6.5	31	2
Bell	29	748	25.8	72	2
Grossman	23	293	12.7	35	0
Bleier	21	174	8.3	17	1
Cunningham	18	232	12.9	35	2
Thornton	15	131	8.7	29t	1
Sweeney	12	282	23.5	34	1
Hawthorne	12	158	13.2	33	0
Stallworth	9	197	21.9	50t	1
Team	250	3832	15.3	72	26
Opponents	280	3517	12.6	69t	25

Interceptions

	No.	Yds	Avg	Long	TD
Shell	7	135	19.3	67	0
Wagner	6	27	4.5	6	0
Blount	4	28	7.0	17	0
Ham	2	16	8.0	15	0
Lambert	2	1	0.5	1	0
Thomas	2	0	0.0	0	0
Cole	1	34	34.0	34	0
Johnson	1	19	19.0	19	0
Woodruff	1	0	0.0	0	0
Team	26	260	10.0	67	0
Opponents	24	226	9.4	36	2

Punting

	No.	Yds	Avg	TB	In	Lg	B
Colquitt	61	2483	40.7	5	13	54	0
Bradshaw	5	173	34.6	0	0	44	0
Team	66	2656	40.2	5	13	54	0
Opponents	73	2970	40.7	10	18	61	1

Punt Returns

	Ret	FC	Yds	Avg	Long	TD
Bell	34	6	339	10.0	27	0
Smith	7	0	28	4.0	11	0
Cobb	3	0	19	6.3	13	0
Pollard	1	0	5	5.0	5	0
Team	45	6	391	8.7	27	0
Opponents	34	6	217	6.4	33	0

Kickoff Returns

	No.	Yds	Avg	Long	TD
Pollard	22	494	22.5	34	0
Anderson	14	379	27.1	63	0
Hawthorne	9	169	18.8	36	0
Davis	9	160	17.7	24	0
Bell	3	50	16.7	21	0
Sweeney	3	42	14.0	25	0
Cobb	1	19	19.0	19	0
Thornton	1	15	15.0	15	0
Winston	1	13	13.0	13	0
Blount	1	9	9.0	9	0
Valentine	1	0	0.0	0	0
Team	65	1350	20.8	63	0
Opponents	68	1339	19.7	41	0

Field Goals

	1-19	20-29	30-39	40-49	50+
Bahr	2/2	8/9	7/10	2/6	0/1
Team	2/2	8/9	7/10	2/6	0/1
Opponents	0/0	8/9	7/11	3/6	1/3



1979 Final Regular-Season Statistics (Won 12, Lost 4)

Schedule

Date	W-L	Score	Opponent	Attendance
9/3	W	16-13/OT	at New England	60,978
9/9	W	38-7	Houston	49,792
9/16	W	24-21	at St. Louis	50,416
9/23	W	17-13	Baltimore	49,483
9/30	L	17-14	at Philadelphia	70,352
10/7	W	51-35	at Cleveland	81,260
10/14	L	34-10	at Cincinnati	52,381
10/22	W	42-7	Denver	49,699
10/28	W	14-3	Dallas	50,199
11/4	W	38-7	Washington	49,462
11/11	W	30-3	at Kansas City	70,132
11/18	L	35-7	at San Diego	51,910
11/25	W	33-30/OT	Cleveland	48,773
12/2	W	37-17	Cincinnati	46,521
12/10	L	20-17	at Houston	55,923
12/16	W	28-0	Buffalo	48,002

Team Statistics

	Pittsburgh	Opponent
Total First Downs	337	260
Rushing	141	95
Passing	179	135
Penalty	17	30
3rd Down: Made/Att	106/245	76/247
3rd Down Pct.	43.2	30.8
Total Net Yards	6258	4270
Avg. Per Game	391.1	266.9
Total Plays	1080	1035
Avg. Per Play	5.8	4.1
Net Yards Rushing	2603	1709
Avg. Per Game	162.7	106.8
Total Rushes	561	506
Net Yards Passing	3655	2561
Avg. Per Game	228.4	160.1
Sacked/Yards Lost	27/222	49/351
Gross Yards	3877	2912
Att./Completions	492/272	480/226
Completion Pct.	55.3	47.1
Had Intercepted	26	27
Punts/Average	68/40.2	100/40.0
Penalties/Yards	108/866	95/744
Fumbles/Ball Lost	47/26	32/15
Touchdowns	52	31
Rushing	25	9
Passing	26	19
Returns	1	3

Score by Period

	Q1	Q2	Q3	Q4	OT	Pts
Team	89	114	62	145	6	416
Opponents	57	104	53	48	0	262

Passing

	Att	Cmp	Yds	Cmp%	TD	Int	Long	Sack/Lost	Rating
Bradshaw	472	259	3724	54.9	26	25	65t	24/196	77.0
Kruczek	20	13	153	65.0	0	1	31	3/26	67.3
Team	492	272	3877	55.3	26	26	65t	27/222	76.6
Opponents	480	226	2912	47.1	19	27	64t	49/351	56.4

Scoring

	TD	Ru	Pa	Rt	PAT	FG	2Pt	Pts
Bahr	0	0	0	0	50/52	18/30	0	104
Harris	12	11	1	0	0/0	0/0	0	72
Thornton	10	6	4	0	0/0	0/0	0	60
Stallworth	8	0	8	0	0/0	0/0	0	48
Swann	6	1	5	0	0/0	0/0	0	36
Cunningham	4	0	4	0	0/0	0/0	0	24
Bleier	4	4	0	0	0/0	0/0	0	24
Smith	2	0	2	0	0/0	0/0	0	12
Hawthorne	1	1	0	0	0/0	0/0	0	6
Winston	1	0	0	1	0/0	0/0	0	6
A. Anderson	1	1	0	0	0/0	0/0	0	6
Grossman	1	0	0	1	0/0	0/0	0	6
Moser	1	1	0	0	0/0	0/0	0	6
Brown	1	0	1	0	0/0	0/0	0	6
Team	52	25	26	150/52	18/30	0	0	416
Opponents	31	9	19	3	28/31	16/26	0	262

Sacks: Greenwood 7.0, Furness 7.0, Banaszak 5.5, Ham 5.0, Dunn 5.0, Greene 5.0, Shell 4.0, Lambert 3.5, Cole 2.5, Beasley 1.0, Winston 1.0, Toews 1.0, White 1.0, Valentine 0.5, Team 49.0.
Opponents 27.0

Rushing

	No.	Yds	Avg	Long	TD
Harris	267	1186	4.4	71t	11
Thornton	118	585	5.0	75	6
Bleier	92	434	4.7	70t	4
Hawthorne	28	123	4.4	19	1
A. Anderson	18	118	6.6	31	1
Bradshaw	21	83	4.0	28	0
Moser	11	33	3.0	8	1
Kruczek	4	20	5.0	22	0
Smith	1	12	12.0	12	0
Swann	1	9	9.0	9t	1
Team	561	2603	4.6	75	25
Opponents	506	1709	3.4	34	9

Receiving

	No.	Yds	Avg	Long	TD
Stallworth	70	1183	16.9	65t	8
Swann	41	808	19.7	65	5
Cunningham	36	512	14.2	41	4
Harris	36	291	8.1	21	1
Bleier	31	277	8.9	28	0
Smith	17	243	14.3	25	2
Thornton	16	231	14.4	32	4
Grossman	12	217	18.1	54	1
Hawthorne	8	47	5.9	17	0
Bell	3	61	20.3	31	0
Moser	1	6	6.0	6	0
Brown	1	1	1.0	1t	1
Team	272	3877	14.3	65t	26
Opponents	226	2912	12.9	64t	19

Interceptions

	No.	Yds	Avg	Long	TD
Lambert	6	29	4.8	23	0
Shell	5	10	2.0	8	0
Wagner	4	31	7.8	19	0
Winston	3	48	16.0	41t	1
Blount	3	1	0.3	1	0
Ham	2	8	4.0	6	0
Woodruff	1	31	31.0	31	0
Johnson	1	20	20.0	20	0
L. Anderson	1	19	19.0	19	0
Banaszak	1	3	3.0	3	0
Team	27	200	7.4	41t	1
Opponents	26	401	15.4	77t	1

Punting

	No.	Yds	Avg	TB	In	Lg	B
Colquitt	68	2733	40.2	8	19	61	0
Team	68	2733	40.2	8	19	61	0
Opponents	100	3995	40.0	6	23	59	0

Punt Returns

	Ret	FC	Yds	Avg	Long	TD
Bell	45	7	378	8.4	27	0
Smith	16	1	146	9.1	38	0
Woodruff	1	0	0	0.0	0	0
Swann	1	3	-1	-1.0	-1	0
Team	63	11	523	8.3	38	0
Opponents	31	10	276	8.9	68	0

Kickoff Returns

	No.	Yds	Avg	Long	TD
L. Anderson	34	732	21.5	44	0
A. Anderson	13	200	15.4	26	0
Hawthorne	2	46	23.0	23	0
Moser	1	6	6.0	6	0
Cole	1	3	3.0	3	0
Team	51	987	19.4	44	0
Opponents	81	1668	20.6	38	0

Field Goals

	1-19	20-29	30-39	40-49	50+
Bahr	0/0	6/6	6/11	6/12	0/1
Team	0/0	6/6	6/11	6/12	0/11
Opponents	0/0	7/8	5/8	4/9	0/1

1978 Final Regular-Season Statistics (Won 14, Lost 2)

Schedule

Date	W-L	Score	Opponent	Attendance
9/3	W	28-17	at Buffalo	64,147
9/10	W	21-10	Seattle	48,277
9/17	W	28-3	at Cincinnati	50,260
9/24	W	15-9	Cleveland	49,513
10/1	W	28-17	at N.Y. Jets	52,058
10/8	W	31-7	Atlanta	48,202
10/15	W	34-14	at Cleveland	81,302
10/23	L	24-17	Houston	48,021
10/29	W	27-24	Kansas City	48,185
11/5	W	20-14	New Orleans	48,525
11/12	L	10-7	at Los Angeles	63,089
11/19	W	7-6	Cincinnati	47,578
11/27	W	24-7	at San Francisco	51,657
12/3	W	13-3	at Houston	54,267
12/9	W	35-13	Baltimore	41,957
12/16	W	21-17	at Denver	74,104

Team Statistics

	Pittsburgh	Opponent
Total First Downs	316	264
Rushing	133	105
Passing	149	119
Penalty	34	40
3rd Down: Made/Att	112/233	90/231
3rd Down Pct.	48.1	39.0
Total Net Yards	4987	4168
Avg. Per Game	311.7	260.5
Total Plays	1046	999
Avg. Per Play	4.8	4.2
Net Yards Rushing	2297	1774
Avg. Per Game	143.6	110.6
Total Rushes	641	513
Net Yards Passing	2690	2394
Avg. Per Game	168.1	149.6
Sacked/Yards Lost	25/271	44/361
Gross Yards	2961	2755
Att./Completions	380/212	442/221
Completion Pct.	55.8	50.0
Had Intercepted	22	27
Punts/Average	66/40.0	82/39.4
Penalties/Yards	108/943	106/954
Fumbles/Ball Lost	35/17	33/21
Touchdowns	46	22
Rushing	16	11
Passing	28	10
Returns	2	1

Score by Period

	Q1	Q2	Q3	Q4	OT	Pts
Team	63	135	76	79	6	356
Opponents	6	63	57	62	0	195

Passing

	Att	Cmp	Yds	Cmp%	TD	Int	Long	Sack/Lost	Rating
Bradshaw	368	207	2915	56.3	28	20	70	21/222	84.8
Kruczek	11	5	46	45.5	0	2	21	4/49	17.8
Harris	1	0	0	0.0	0	0	0	0/0	39.6
Team	380	212	2961	55.8	28	22	70	25/271	81.6
Opponents	442	221	2755	50.0	10	27	49	44/361	52.0

Scoring

	TD	Ru	Pa	Rt	PAT	FG	2Pt	Pts
Gerela	0	0	0	0	44/45	12/26	0	80
Swann	11	0	11	0	0/0	0/0	0	66
Stallworth	9	0	9	0	0/0	0/0	0	54
Harris	8	8	0	0	0/0	0/0	0	48
Bleier	6	5	1	0	0/0	0/0	0	36
Thornton	3	2	1	0	0/0	0/0	0	18
Cunningham	2	0	2	0	0/0	0/0	0	12
Smith	2	0	2	0	0/0	0/0	0	12
Bradshaw	1	0	0	0	0/0	0/0	0	6
Bell	1	0	1	0	0/0	0/0	0	6
L. Anderson	1	0	0	1	0/0	0/0	0	6
Shell	1	0	0	1	0/0	0/0	0	6
Grossman	1	0	1	0	0/0	0/0	0	6
Team	46	16	28	24	44/45	12/26	0	356
Opponents	22	11	10	1	21/22	14/26	0	195

Sacks: Greenwood 8.5, Greene 4.5, Ham 4.0, Dunn 4.0, Toews 3.5, Lambert 3.5, Shell 3.0, Cole 3.0, Banaszak 3.0, White 2.0, Wagner 2.0, Beasley 1.0, Oldham 1.0, Winston 1.0.

Team 44.0, Opponents 25.0

Rushing

	No.	Yds	Avg	Long	TD
Harris	310	1082	3.5	37	8
Bleier	165	633	3.8	24	5
Thornton	71	264	3.7	27	2
Moser	42	153	3.6	15	0
Bradshaw	32	93	2.9	17	1
Delopaine	11	49	4.5	19	0
Maxson	4	9	2.3	7	0
Swann	1	7	7.0	7	0
Kruczek	5	7	1.4	8	0
Team	641	2297	3.6	37	16
Opponents	513	1774	3.5	30	11

Receiving

	No.	Yds	Avg	Long	TD
Swann	61	880	14.1	62	11
Stallworth	41	798	19.5	70	9
Grossman	37	448	12.1	26	1
Harris	22	144	6.5	15	0
Bleier	17	168	9.9	32	1
Cunningham	16	321	20.1	48	2
Smith	6	83	13.8	29	2
Bell	6	53	8.8	15	1
Thornton	5	66	13.2	24	1
Moser	1	-1	-1.0	-1	0
Bradshaw	0	1	-	1	0
Team	212	2961	14.0	70	28
Opponents	221	2755	12.5	49	10

Interceptions

	No.	Yds	Avg	Long	TD
Dungy	6	95	15.8	65	0
Blount	4	55	13.8	35	0
Lambert	4	41	10.3	24	0
Johnson	4	24	6.0	21	0
Shell	3	21	7.0	20	0
Ham	3	7	2.3	7	0
Wagner	2	34	17.0	20	0
Toews	1	12	12.0	12	0
Team	27	289	10.7	65	0
Opponents	22	212	9.6	31	0

Punting

	No.	Yds	Avg	TB	In	Lg	B
Colquitt	66	2642	40.0	4	14	58	0
Team	66	2642	40.0	4	14	58	0
Opponents	82	3229	39.4	6	18	60	1

Punt Returns

	Ret	FC	Yds	Avg	Long	TD
Bell	21	2	152	7.2	18	0
Reutershan	20	0	148	7.4	18	0
Smith	9	0	65	7.2	13	0
Terry	7	0	80	11.4	24	0
Shell	1	0	6	6.0	6	0
Team	58	2	451	7.8	24	0
Opponents	38	9	239	6.3	42	0

Kickoff Returns

	No.	Yds	Avg	Long	TD
L. Anderson	37	930	25.1	95	1
Maxson	2	33	16.5	21	0
Thornton	1	37	37.0	37	0
Delopaine	1	19	19.0	19	0
Smith	1	16	16.0	16	0
Moser	1	8	8.0	8	0
Mullins	1	0	0.0	0	0
Team	44	1043	23.7	95	1
Opponents	60	1336	22.3	40	0

Field Goals

	1-19	20-29	30-39	40-49	50+
Bahr	2/2	8/9	7/10	2/6	0/1
Team	2/2	8/9	7/10	2/6	0/1
Opponents	0/0	8/9	7/11	3/6	1/3



1977 Final Regular-Season Statistics (Won 9, Lost 5)

Schedule

Date	W-L	Score	Opponent	Attendance
9/19	W	27-0	San Francisco	48,046
9/25	L	16-7	Oakland	50,398
10/2	W	28-14	at Cleveland	80,588
10/9	L	27-10	at Houston	49,226
10/17	W	20-14	Cincinnati	47,950
10/23	W	27-10	Houston	48,517
10/30	L	31-21	at Baltimore	60,225
11/6	L	21-7	at Denver	74,967
11/13	W	35-31	Cleveland	47,055
11/20	W	28-13	Dallas	49,761
11/27	W	23-20	at N.Y. Jets	47,385
12/4	W	30-20	Seattle	45,429
12/10	L	17-10	at Cincinnati	36,133
12/18	W	10-9	at San Diego	50,727

Team Statistics

	Pittsburgh	Opponent
Rushing	122	80
Passing	124	112
Penalty	20	36
3rd Down: Made/Att	65/201	64/188
3rd Down Pct.	32.3	34.0
Total Net Yards	4645	3692
Avg. Per Game	331.8	263.7
Total Plays	949	882
Avg. Per Play	4.9	4.2
Net Yards Rushing	2258	1723
Avg. Per Game	161.3	123.1
Total Rushes	581	493
Net Yards Passing	2387	1969
Avg. Per Game	170.5	140.6
Sacked/Yards Lost	27/245	32/285
Gross Yards	2632	2254
Att./Completions	341/173	357/157
Completion Pct.	50.7	44.0
Had Intercepted	21	31
Punts/Average	73/36.3	79/40.3
Penalties/Yards	122/973	82/784
Fumbles/Ball Lost	41/28	28/13
Touchdowns	37	29
Rushing	20	9
Passing	17	16
Returns	0	4

Score by Period

	Q1	Q2	Q3	Q4	OT	Pts
Team	30	109	47	97	0	283
Opponents	59	71	44	69	0	243

Passing

	Att	Cmp	Yds	Cmp%	TD	Int	Long	Sack/Lost	Rating
Bradshaw	314	162	2523	51.6	17	19	65t	26/235	71.2
Gaff	12	6	47	50.0	0	0	21	1/10	20.5
Dungy	8	3	43	37.5	0	2	18	0/0	16.1
Krueczek	7	2	19	28.6	0	0	13	0/0	39.6
Team	341	173	2632	50.7	17	21	65t	27/245	67.3
Opponents	357	157	2254	43.9	16	31	65t	32/285	43.7

Scoring

	TD	Ru	Pa	Rt	PAT	FG	2Pt	Pts
Harris	11	11	0	0	0/0	0/0	0	66
Gerela	0	0	0	0	0/34/37	9/14	0	61
Stallworth	7	0	7	0	0/0	0/0	0	42
Swann	7	0	7	0	0/0	0/0	0	42
Bleier	4	4	0	0	0/0	0/0	0	24
Bradshaw	3	3	0	0	0/0	0/0	0	18
Cunningham	2	0	2	0	0/0	0/0	0	12
Thornton	2	2	0	1	0/0	0/0	0	12
Lewis	1	0	1	0	0/0	0/0	0	6
Team	37	20	17	0	34/37	9/14	0	283
Opponents	29	9	16	4	27/29	14/22	0	243

Sacks: Fumess 8.5, White 6.5, Holmes 4.5, Greene 4.0, Greenwood 2.5, Banaszak 2.5, Cole 1.5, Ham 1.0, Toews 1.0, Team 32.0, Opponents 27.0

Rushing

	No.	Yds	Avg	Long	TD
Harris	300	1162	3.9	61t	11
Bleier	135	465	3.4	16	4
Harrison	36	175	4.9	33	0
Bradshaw	31	171	5.5	26	3
Thornton	27	103	3.8	18	2
Maxson	18	56	3.1	8	0
L. Smith	14	55	3.9	16	0
Stallworth	6	47	7.8	15	0
Swann	2	6	3.0	14	0
Dungy	3	8	2.7	6	0
Delopaine	2	7	3.5	5	0
Graff	5	3	0.6	4	0
Krueczek	1	0	0.0	0	0
Walden	1	0	0.0	0	0
Team	581	2258	3.9	61t	20
Opponents	493	1723	3.5	39	9

Receiving

	No.	Yds	Avg	Long	TD
Swann	50	789	15.8	47	7
Stallworth	44	784	17.8	49t	7
Cunningham	20	347	17.4	43t	2
Bleier	18	161	8.9	30	0
Lewis	11	263	23.9	65t	1
Harris	11	62	5.6	15	0
Maxson	5	70	14.0	34	0
Grossman	5	57	11.4	20	0
J. Smith	4	80	20.0	26	0
Harrison	3	11	3.7	7	0
Thornton	1	5	5.0	5	0
Pough	1	3	3.0	3	0
Team	173	2632	15.2	65t	17
Opponents	157	2254	14.4	65t	16

Interceptions

	No.	Yds	Avg	Long	TD
Blount	6	65	10.8	37	0
Allen	5	76	15.2	48	0
Ham	4	17	4.3	9	0
Edwards	3	116	38.7	51	0
Dungy	3	37	12.3	29	0
Shell	3	14	4.7	8	0
White	2	27	13.5	19	0
Thomas	2	10	5.0	12	0
Winston	2	7	3.5	7	0
Lambert	1	5	5.0	5	0
Team	31	374	12.1	51	0
Opponents	21	299	14.2	47t	1

Punting

	No.	Yds	Avg	TB	In	Lg	B
Walden	67	2482	37.0	5	13	65	0
Engles	5	169	33.8	0	1	48	0
Team	73	2651	36.3	5	14	65	1
Opponents	79	3180	40.3	7	15	63	0

Punt Returns

	Ret	FC	Yds	Avg	Long	TD
J. Smith	36	0	294	8.2	30	0
Swann	9	0	88	9.8	31	0
Delopaine	1	0	7	7.0	7	0
Team	46	0	389	8.5	31	0
Opponents	34	11	380	11.2	87t	1

Kickoff Returns

	No.	Yds	Avg	Long	TD
J. Smith	16	381	23.8	37	0
L. Smith	16	365	22.8	33	0
Pough	7	106	15.1	22	0
Maxson	5	120	24.0	43	0
Delopaine	1	18	18.0	18	0
Team	45	990	22.0	43	0
Opponents	48	1080	22.5	48	0

Field Goals

	1-19	20-29	30-39	40-49	50+
Gerela	0/0	4/5	2/2	3/6	0/1
Steelers	0/0	4/5	2/2	3/6	0/1
Opponents	1/1	6/8	2/4	5/8	0/1

1976 Final Regular-Season Statistics (Won 10, Lost 4)

Schedule

Date	W-L	Score	Opponent	Attendance
9/12	L	31-28	at Oakland	51,371
9/19	W	31-14	Cleveland	49,169
9/26	L	30-27	New England	47,379
10/4	L	17-6	at Minnesota	47,809
10/10	L	18-16	at Cleveland	76,411
10/17	W	23-6	Cincinnati	48,311
10/24	W	27-0	at N.Y. Giants	69,783
10/31	W	23-0	San Diego	45,484
11/7	W	45-0	at Kansas City	71,516
11/14	W	14-3	Miami	48,945
11/21	W	32-16	Houston	47,947
11/28	W	7-3	at Cincinnati	55,142
12/5	W	42-0	Tampa Bay	43,385
12/11	W	21-0	at Houston	44,743

Team Statistics

	Pittsburgh	Opponent
Total First Downs	271	182
Rushing	163	68
Passing	94	96
Penalty	14	17
3rd Down: Made/Att	81/208	61/210
3rd Down Pct.	38.9	29.0
Total Net Yards	4637	3322
Avg. Per Game	331.2	237.3
Total Plays	957	866
Avg. Per Play	4.8	3.8
Net Yards Rushing	2971	1457
Avg. Per Game	212.2	104.1
Total Rushes	653	452
Net Yards Passing	1666	1865
Avg. Per Game	119.0	133.2
Sacked/Yards Lost	27/269	41/313
Gross Yards	1935	2178
Att./Completions	277/143	373/158
Completion Pct.	51.6	42.4
Had Intercepted	12	22
Punts/Average	76/39.2	94/37.4
Penalties/Yards	111/836	80/637
Fumbles/Ball Lost	40/19	42/24
Touchdowns	43	14
Rushing	33	5
Passing	10	9
Returns	0	0

Score by Period

	01	02	03	04	OT	Pts
Team	37	57	69	116	0	278
Opponents	15	44	36	43	0	139

Scoring

	TD	Ru	Pa	Rt	PAT	FG	2Pt	Pts
Harris	14	14	0	0	0/0	0/0	0	84
Gerela	0	0	0	0	0/0	14/26	0	82
Bleier	5	5	0	0	0/0	0/0	0	30
Harrison	4	4	0	0	0/0	0/0	0	24
Stallworth	3	1	2	0	0/0	0/0	0	18
Bradshaw	3	3	0	0	0/0	0/0	0	18
Swann	3	0	3	0	0/0	0/0	0	18
Lewis	2	1	1	0	0/0	0/0	0	12
Deloplane	2	2	0	0	0/0	0/0	0	12
Kruczek	2	2	0	0	0/0	0/0	0	12
Bell	1	0	1	0	0/0	0/0	0	6
Grossman	1	0	1	0	0/0	0/0	0	6
Cunningham	1	0	1	0	0/0	0/0	0	6
Pough	1	0	1	0	0/0	0/0	0	6
Fuqua	1	1	0	0	0/0	0/0	0	6
Toews	0	0	0	0	0/0	0/0	1	2
Team	43	33	10	0	0/0	14/26	1	279
Opponents	14	5	9	0	0/0	12/24	0	138

Sacks: Greene 6.0, Ham 4.5, Greenwood 4.5, Holmes 4.0, Lambert 3.5, White 3.0, Russell 3.0, Banasak, 3.0, Toews 2.5, Furness 2.5, Wagner 2.0, Shell 1.5, Allen 0.5, Edwards 0.5 Team 41.0, Opponents 27.0

Rushing

	No.	Yds	Avg	Long	TD
Harris	289	1128	3.9	30	14
Bleier	220	1036	4.7	28	5
Harrison	54	235	4.4	27	4
Bradshaw	31	219	7.1	17	3
Kruczek	18	106	5.9	22t	2
Deloplane	17	91	5.4	19	2
Fuqua	15	63	4.2	12	1
Lewis	2	24	12.0	16t	1
Pough	2	8	4.0	6	0
Walden	3	7	2.3	7	0
Bell	1	5	5.0	5	0
Swann	1	2	2.0	2	0
Stallworth	0	47	47.0	47t	1
Team	653	2971	4.5	47t	33
Opponents	452	1457	3.2	30	5

Receiving

	No.	Yds	Avg	Long	TD
Swann	28	516	18.4	47	3
Bleier	24	294	12.3	32	0
Harris	23	151	6.6	39	0
Lewis	17	306	18.0	64	1
Grossman	15	181	12.1	35	1
Stallworth	9	111	12.3	25	2
Pough	8	161	20.1	50	1
Brown	7	97	13.9	35	0
Cunningham	5	49	9.8	20	1
Bell	3	43	14.3	19	1
Harrison	2	19	9.5	10	0
Fuqua	1	4	4.0	4	0
Deloplane	1	3	3.0	3	0
Team	143	1935	13.5	64	10
Opponents	158	2178	13.8	69t	9

Interceptions

	No.	Yds	Avg	Long	TD
Edwards	6	95	15.8	55	0
Blount	6	75	12.5	28	0
Thomas	2	43	21.5	38	0
Lambert	2	32	16.0	22	0
Ham	2	13	6.5	13	0
Wagner	2	0	0.0	0	0
Shell	1	4	4.0	4	0
Russell	1	0	0.0	0	0
Team	22	262	11.9	55	0
Opponents	12	106	8.8	30	0

Punting

	No.	Yds	Avg	TB	In	Lg	B
Walden	76	2982	39.2	13	33	58	1
Team	76	2982	39.2	13	33	58	1
Opponents	94	3513	37.4	4	11	63	1

Punt Returns

	Ret	FC	Yds	Avg	Long	TD
Bell	39	2	390	10.0	35	0
Deloplane	17	0	150	8.8	36	0
Fuqua	11	0	77	7.0	13	0
Swann	3	0	11	3.8	7	0
Edwards	1	0	8	8.0	8	0
Team	71	2	636	9.0	36	0
Opponents	36	0	206	5.7	32	0

Kickoff Returns

	No.	Yds	Avg	Long	TD
Pough	18	369	20.5	29	0
Deloplane	17	385	22.6	39	0
Fuqua	4	75	18.8	26	0
Harrison	1	26	26.0	26	0
Clack	1	0	0.0	0	0
Team	41	855	20.9	39	0
Opponents	61	1284	21.0	47	0

Field Goals

	1-19	20-29	30-39	40-49	50+
Gerela	1/1	3/7	6/10	4/7	0/1
Steelers	1/1	3/7	6/10	4/7	0/1
Opponents	1/1	4-5	0/2	8/13	1/3

Passing

	Att	Cmp	Yds	Cmp%	TD	Int	Long	Sack/Lost	Rating
Bradshaw	192	92	1177	47.9	10	9	50	16/164	65.3
Kruczek	85	51	758	60.0	0	3	64	11/105	74.7
Team	277	143	1935	51.6	10	12	64	27/269	68.2
Opponents	373	158	2178	42.4	9	22	69t	41/313	45.2



1975 Final Regular-Season Statistics (Won 12, Lost 2)

Schedule

Date	W-L	Score	Opponent	Attendance
9/21	W	37-0	at San Diego	37,987
9/28	L	30-21	Buffalo	49,348
10/5	W	42-6	at Cleveland	73,595
10/12	W	20-9	Denver	49,164
10/19	W	34-3	Chicago	47,579
10/26	W	16-13	at Green Bay	52,815
11/2	W	30-24	at Cincinnati	58,418
11/9	W	24-17	Houston	49,460
11/16	W	28-3	Kansas City	48,803
11/24	W	32-9	at Houston	49,947
11/30	W	20-7	at N.Y. Jets	52,618
12/7	W	31-17	Cleveland	47,962
12/13	W	35-14	Cincinnati	48,889
12/20	L	10-3	at Los Angeles	69,389

Team Statistics

	Pittsburgh	Opponent
Total First Downs	288	214
Rushing	149	91
Passing	125	97
Penalty	14	26
3rd Down: Made/Att	92/205	79/216
3rd Down Pct.	44.9	36.6
Total Net Yards	4887	3661
Avg. Per Game	349.1	261.5
Total Plays	949	870
Avg. Per Play	5.1	4.2
Net Yards Rushing	2633	1825
Avg. Per Game	188.1	130.4
Total Rushes	581	431
Net Yards Passing	2254	1836
Avg. Per Game	161.0	131.1
Sacked/Yards Lost	31/290	43/358
Gross Yards	2544	2194
Att./Completions	337/191	396/183
Completion Pct.	56.7	46.2
Had Intercepted	27	12
Punts/Average	69/39.4	90/40.1
Penalties/Yards	89/756	85/700
Fumbles/Ball Lost	34/23	22/10
Touchdowns	46	19
Rushing	22	8
Passing	21	9
Returns	3	2

Score by Period

	01	02	03	04	OT	Pts
Team	63	118	81	111	0	373
Opponents	9	62	23	68	0	162

Passing

	Att	Cmp	Yds	Cmp%	TD	Int	Long	Sack/Lost	Rating
Bradshaw	286	165	2055	57.7	18	9	59	31/290	88.2
Gilliam	48	24	450	50.0	3	3	53	0/0	77.6
Walden	3	2	39	66.7	0	0	20	0/0	109.7
Team	337	191	2544	56.7	21	12	59	31/290	86.5
Opponents	396	183	2194	46.2	9	27	51	43/358	43.0

Scoring

	TD	Ru	Pa	Rt	PAT	FG	2Pt	Pts
Gerela	0	0	0	0	44/46	17/21	0	95
Swann	11	0	11	0	0/0	0/0	0	66
Harris	11	10	1	0	0/0	0/0	0	66
Collier	4	3	0	1	0/0	0/0	0	24
Stallworth	4	0	4	0	0/0	0/0	0	24
Harrison	3	3	0	0	0/0	0/0	0	18
Bradshaw	3	3	0	0	0/0	0/0	0	18
Bleier	2	2	0	0	0/0	0/0	0	12
Lewis	2	0	2	0	0/0	0/0	0	12
Mullins	1	0	0	1	0/0	0/0	0	6
Grossman	1	0	1	0	0/0	0/0	0	6
Garrett	1	0	1	0	0/0	0/0	0	6
L. Brown	1	0	1	0	0/0	0/0	0	6
Fuqua	1	1	0	0	0/0	0/0	0	6
Thomas	1	0	0	1	0/0	0/0	0	6
White	0	0	0	0	0/0	0/0	1	2
Team	46	22	21	3	44/46	17/21	1	373
Opponents	19	8	9	2	15/19	11/18	0	162

Sacks: Holmes 8.5, White 7.5, Furness 6.5,
Greenwood 6.0, Greene 3.0, Ham 3.0, Russell 3.0,
Toews 2.5, Banaszak 2.0, Lambert 1.0, Team 43.0,
Opponents 31.0

Rushing

	No.	Yds	Avg	Long	TD
Harris	262	1246	4.8	36	10
Bleier	140	528	3.8	17	2
Fuqua	74	285	3.9	18	1
Bradshaw	35	210	6.0	27	3
Harrison	43	191	4.4	17	3
Collier	21	124	5.9	23	3
Lewis	2	36	18.0	24	0
Swann	3	13	4.3	11	0
Hanratty	1	0	0.0	0	0
Team	581	2633	4.5	36	22
Opponents	431	1825	4.2	88t	8

Receiving

	No.	Yds	Avg	Long	TD
Swann	49	781	15.9	43t	11
Harris	28	214	7.6	44t	1
Stallworth	20	423	21.2	59	4
Fuqua	18	146	8.1	21	0
Lewis	17	308	18.1	40	2
L. Brown	16	244	15.3	27	1
Bleier	15	65	4.3	13	0
Garrett	13	178	13.7	45	1
Grossman	11	135	12.3	21	1
Shell	2	39	19.5	20	0
Collier	1	7	7.0	7	0
Harrison	1	4	4.0	4	0
Team	191	2544	13.3	59	21
Opponents	183	2194	12.0	59t	9

Interceptions

	No.	Yds	Avg	Long	TD
Blount	11	121	11.0	47	0
Wagner	4	122	30.5	65	0
Edwards	3	68	22.7	47	0
Thomas	3	44	14.7	14	0
Lambert	2	35	17.5	24	0
Allen	2	0	0.0	0	0
Shell	1	29	29.0	29	0
Ham	1	2	2.0	2	0
Team	27	421	15.6	65	0
Opponents	12	47	3.9	25	0

Punting

	No.	Yds	Avg	Long	B
Walden	69	2717	39.4	67	1
Team	69	2717	39.4	67	1
Opponents	90	3612	40.1	68	1

Punt Returns

	Ret	FC	Yds	Avg	Long	TD
Edwards	25	3	267	10.7	25	0
D. Brown	22	9	217	9.9	48	0
Swann	7	1	64	9.1	21	0
Team	54	13	548	10.5	48	0
Opponents	36	3	199	5.5	19	0

Kickoff Returns

	No.	Yds	Avg	Long	TD
Collier	22	523	23.8	94t	1
Blount	8	139	17.4	23	0
D. Brown	6	126	21.0	26	0
Harris	1	27	27.0	27	0
Fuqua	1	0	0.0	0	0
Team	38	815	21.4	94t	1
Opponents	64	1304	20.4	40	0

Field Goals

	1-19	20-29	30-39	40-49	50+
Gerela	4/4	7/7	5/7	1/2	0/1
Steelers	4/4	7/7	5/7	1/2	0/1
Opponents	0/0	5/5	5/7	1/6	0/0

1974 Final Regular-Season Statistics (Won 10, Lost 3, Tied 1)

Schedule

Date	W-L	Score	Opponent	Attendance
9/15	W	30-0	Baltimore	48,890
9/22	T	35-35/OT	at Denver	51,068
9/29	L	17-0	Oakland	48,304
10/6	W	13-7	at Houston	30,049
10/13	W	34-24	at Kansas City	65,517
10/20	W	20-16	Cleveland	48,100
10/28	W	24-17	Atlanta	48,094
11/3	W	27-0	Philadelphia	47,996
11/10	L	17-10	at Cincinnati	57,532
11/17	W	26-16	at Cleveland	77,739
11/25	W	28-7	at New Orleans	71,907
12/1	L	13-10	Houston	41,195
12/8	W	21-17	at New England	52,107
12/14	W	27-3	Cincinnati	42,878

Team Statistics

	Pittsburgh	Opponent
Total First Downs	251	200
Rushing	136	87
Passing	98	83
Penalty	17	30
3rd Down: Made/Att	89/227	68/208
3rd Down Pct.	39.2	32.7
Total Net Yards	4375	3074
Avg. Per Game	312.5	219.6
Total Plays	950	863
Avg. Per Play	4.6	3.6
Net Yards Rushing	2417	1608
Avg. Per Game	172.6	114.9
Total Rushes	546	472
Net Yards Passing	1958	1466
Avg. Per Game	139.2	104.7
Sacked/Yards Lost	18/196	52/406
Gross Yards	2154	1872
Att./Completions	386/166	339/147
Completion Pct.	43.0	43.4
Had Intercepted	21	25
Punts/Average	78/39.0	91/41.2
Penalties/Yards	104/978	76/575
Fumbles/Ball Lost	33/19	38/22
Touchdowns	35	22
Rushing	19	7
Passing	12	14
Returns	4	1

Score by Period

	Q1	Q2	Q3	Q4	OT	Pts
Team	69	102	78	56	0	305
Opponents	41	74	44	30	0	189

Scoring

	TD	Ru	Pa	Rt	PAT	FG	2Pt	Pts
Gerela	0	0	0	0	33/35	20/29	0	93
Harris	6	5	1	0	0/0	0/0	0	36
Pearson	4	4	0	0	0/0	0/0	0	24
Lewis	4	0	4	0	0/0	0/0	0	24
S. Davis	3	2	1	0	0/0	0/0	0	18
Swann	3	0	2	1	0/0	0/0	0	18
Fuqua	2	2	0	0	0/0	0/0	0	12
Bleier	2	2	0	0	0/0	0/0	0	12
Bradshaw	2	2	0	0	0/0	0/0	0	12
Gilliam	1	1	0	0	0/0	0/0	0	6
Edwards	1	0	0	1	0/0	0/0	0	6
Blount	1	0	0	1	0/0	0/0	0	6
Shanklin	1	0	1	0	0/0	0/0	0	6
Thomas	1	0	0	1	0/0	0/0	0	6
Brown	1	0	1	0	0/0	0/0	0	6
Stallworth	1	0	1	0	0/0	0/0	0	6
Mullins	1	0	1	0	0/0	0/0	0	6
Harrison	1	1	0	0	0/0	0/0	0	6
Greenwood	0	0	0	0	0/0	0/0	1	2
Team	35	19	12	4	33/35	20/29	1	305
Opponents	22	7	14	1	21/22	12/17	0	189

Sacks: Holmes 11.5, Greenwood 11.0, Greene 9.0, White 8.5, Russell 5.0, Furness 3.0, Lambert 2.0, Ham 1.0, Kellum 0.5, Toews 0.5, **Team** 52.0, **Opponents** 18.0

Rushing

	No.	Yds	Avg	Long	TD
Harris	208	1006	4.8	54	5
Bleier	88	373	4.2	18	2
Pearson	70	317	4.5	53	4
S. Davis	71	246	3.5	22	2
Bradshaw	34	224	6.6	34	2
Fuqua	50	156	3.2	14	2
Gilliam	14	41	2.9	13	1
Harrison	6	30	5.0	15	1
Lewis	2	25	12.5	22	0
Swann	1	14	14.0	14	0
Hanratty	1	-6	-6.0	-6	0
Stallworth	1	-9	-9.0	-9	0
Team	546	2417	4.4	54	19
Opponents	472	1608	3.4	47	7

Receiving

	No.	Yds	Avg	Long	TD
Lewis	30	365	12.2	31	4
Harris	23	200	8.7	31	1
Shanklin	19	324	17.1	35	1
Brown	17	190	11.2	35	1
Stallworth	16	289	16.8	56	1
Grossman	13	164	12.6	32	0
Swann	11	208	18.9	54	2
S. Davis	11	152	13.8	61	1
Pearson	11	118	10.7	31	0
Bleier	7	87	12.3	24	0
Fuqua	6	68	11.3	18	0
Mullins	1	7	7.0	7	1
Harrison	1	2	2.0	2	0
Team	166	2154	13.0	61	12
Opponents	147	1872	12.7	52	14

Interceptions

	No.	Yds	Avg	Long	TD
Edwards	5	153	30.6	59	1
Thomas	5	22	4.4	14	0
Ham	5	13	2.6	10	0
Blount	2	74	37.0	52	1
Lambert	2	19	9.0	19	0
Wagner	2	13	6.5	9	0
Greene	1	26	26.0	26	0
Kellum	1	0	0.0	0	0
Russell	1	0	0.0	0	0
Shell	1	0	0.0	0	0
Team	25	320	12.8	59	2
Opponents	21	222	10.6	62	1

Punting

	No.	Yds	Avg	Lg	B
Walden	78	3040	39.0	65	0
Team	78	3040	39.0	65	0
Opponents	91	3749	41.2	62	0

Punt Returns

	Ret	FC	Yds	Avg	Long	TD
Swann	41	3	577	14.1	59	1
Edwards	16	0	128	8.0	19	0
Conn	10	0	69	6.9	18	0
Team	67	3	774	11.6	69	1
Opponents	47	4	413	8.8	74	0

Kickoff Returns

	No.	Yds	Avg	Long	TD
S. Davis	12	269	22.4	34	0
Pearson	12	258	21.5	25	0
Blount	5	152	30.4	60	0
Harrison	4	72	18.0	27	0
Bleier	3	67	22.3	35	0
Edwards	2	31	15.5	19	0
Swann	2	11	5.5	11	0
Conn	1	34	34.0	34	0
Allen	1	7	7.0	7	0
Team	42	901	21.5	60	0
Opponents	56	1275	22.8	45	0

Field Goals

	1-19	20-29	30-39	40-49	50+
Gerela	0/0	8/9	8/12	4/7	0/1
Steelers	0/0	8/9	8/12	4/7	0/1
Opponents	1/1	3/4	6/7	2/5	0/0

Passing

	Att	Cmp	Yds	Cmp%	TD	Int	Long	Sack/Lost	Rating
Gilliam	212	96	1274	45.3	4	8	61	7/79	55.4
Bradshaw	148	67	785	45.3	7	8	56	10/104	55.1
Hanratty	26	3	95	11.5	1	5	35	1/13	15.4
Team	386	166	2154	43.0	12	21	61	18/196	49.0
Opponents	339	174	1872	43.4	14	25	52	52/406	44.1



1973 Final Regular-Season Statistics (Won 10, Lost 4)

Schedule

Date	W-L	Score	Opponent	Attendance
9/16	W	24-10	Detroit	48,913
9/23	W	33-6	Cleveland	49,936
9/30	W	36-7	at Houston	39,331
10/7	W	38-21	San Diego	48,795
10/14	L	19-7	at Cincinnati	55,819
*10/21	W	26-14	New York Jets	48,682
10/28	W	20-13	Cincinnati	45,761
11/5	W	21-16	Washington	48,969
11/11	W	17-9	at Oakland	47,535
11/18	L	23-13	Denver	48,580
11/25	L	21-16	at Cleveland	67,773
12/3	L	30-26	at Miami	68,901
12/9	W	33-7	Houston	38,004
12/15	W	37-14	at San Francisco	52,752

Team Statistics

	Pittsburgh	Opponent
Total First Downs	217	210
Rushing	111	95
Passing	89	91
Penalty	17	24
3rd Down: Made/Att	84/223	69/207
3rd Down Pct.	37.7	33.3
Total Net Yards	4070	3324
Avg. Per Game	290.7	237.4
Total Plays	894	880
Avg. Per Play	4.6	3.8
Net Yards Rushing	2143	1652
Avg. Per Game	153.1	118.0
Total Rushes	555	488
Net Yards Passing	1927	1672
Avg. Per Game	137.6	119.4
Sacked/Yards Lost	30/230	33/251
Gross Yards	2157	1923
Att./Completions	309/140	359/164
Completion Pct.	45.3	45.7
Had Intercepted	26	37
Punts/Average	62/41.1	75/42.4
Penalties/Yards	84/817	86/757
Fumbles/Ball Lost	36/14	41/18
Touchdowns	37	22
Rushing	12	8
Passing	20	11
Returns	5	3

Score by Period

	01	02	03	04	OT	Pts
Team	60	93	83	111	0	347
Opponents	56	56	27	71	0	210

Passing

	Att	Cmp	Yds	Cmp%	TD	Int	Long	Sack/Lost	Rating
Bradshaw	180	89	1183	49.4	10	15	67	24/186	54.7
Hanratty	69	31	643	44.9	8	5	53t	3/27	86.6
Gilliam	60	20	331	33.3	2	6	46t	3/7	24.3
Team	309	140	2157	45.3	20	26	67	30/230	55.3
Opponents	359	164	1923	45.7	11	37	84t	33/251	33.3

Scoring

	TD	Ru	Pa	Rt	PAT	FG	2Pt	Pts
Gerela	0	0	0	0	36/37	29/43	0	123
Shanklin	10	0	10	0	0/0	0/0	0	60
P. Pearson	4	2	2	0	0/0	0/0	0	24
Bradshaw	3	3	0	0	0/0	0/0	0	18
Harris	3	3	0	0	0/0	0/0	0	18
B. Pearson	3	0	3	0	0/0	0/0	0	18
Lewis	3	0	0	0	0/0	0/0	0	18
S. Davis	3	2	1	0	0/0	0/0	0	18
Fuqua	2	2	0	0	0/0	0/0	0	12
McMakin	1	0	1	0	0/0	0/0	0	6
Edwards	1	0	0	1	0/0	0/0	0	6
Wagner	1	0	0	1	0/0	0/0	0	6
Ham	1	0	0	1	0/0	0/0	0	6
Russell	1	0	0	1	0/0	0/0	0	6
Rowser	1	0	0	1	0/0	0/0	0	6
Greene & White								1 2
Team	37	12	20	5	36/37	29/43	1	347
Opponents	22	8	11	3	21/21	19/29	0	210

Sacks: Greenwood 8.5, White 7.5, Holmes 7.0, Greene 4.0, Russell 2.0, Ham 1.0, Furness 1.0, Davis 1.0, Keating 1.0, Team 33.0, Opponents 30.0

Rushing

	No.	Yds	Avg	Long	TD
Harris	188	698	3.7	35	3
P. Pearson	132	554	4.2	47	2
Fuqua	117	457	3.9	25	2
S. Davis	67	266	4.0	27	2
Bradshaw	34	145	4.3	21	3
Gilliam	6	23	3.8	14	0
Shanklin	3	1	0.3	10	0
Bleier	3	0	0.0	1	0
Hanratty	3	0	0.0	0	0
Walden	1	0	0.0	0	0
Lewis	1	-1	-1.0	0	0
Team	555	2143	3.9	47	12
Opponents	488	1652	3.4	50	8

Receiving

	No.	Yds	Avg	Long	TD
Shanklin	30	711	23.7	67	10
Lewis	23	409	17.8	53t	3
B. Pearson	23	317	13.8	46t	3
Fuqua	17	150	8.8	22	0
McMakin	13	195	15.0	44	1
P. Pearson	11	173	15.7	36	2
Harris	10	69	6.9	19	0
S. Davis	7	31	4.4	9	1
Brown	5	88	17.6	45	0
D. Davis	1	14	14.0	14	0
Team	140	2157	15.4	67	20
Opponents	164	1923	11.7	84t	11

Interceptions

	No.	Yds	Avg	Long	TD
Wagner	8	134	16.8	38	0
Edwards	6	186	31.0	86t	1
Rowser	6	131	21.8	71t	1
Blount	4	82	20.5	24	0
Russell	3	54	18.0	45t	1
Ham	2	30	15.0	27	0
H. Davis	2	23	11.5	15	0
Toews	2	13	6.5	8	0
White	2	10	5.0	8	0
Thomas	1	10	10.0	10	0
Dockery	1	0	0.0	0	0
Team	37	673	18.2	86t	3
Opponents	26	512	19.7	55	2

Punting

	No.	Yds	Avg	Long	B
Walden	62	2548	41.1	57	1
Team	62	2548	41.1	57	1
Opponents	75	3182	42.4	60	1

Punt Returns

	Ret	FC	Yds	Avg	Long	TD
Edwards	34	5	376	9.9	44	0
Meyer	18	2	80	4.4	18	0
Bleier	0	2	0	0.0	0	0
Team	52	9	416	8.0	44	0
Opponents	37	8	308	8.3	62	0

Kickoff Returns

	No.	Yds	Avg	Long	TD
P. Pearson	16	308	19.3	28	0
S. Davis	15	404	26.9	48	0
Bleier	3	47	15.7	20	0
Harris	1	23	23.0	23	0
Fuqua	1	22	22.0	22	0
Hanneman	1	20	20.0	20	0
Edwards	1	10	10.0	10	0
Webster	1	9	9.0	9	0
Mansfield	1	0	0.0	0	0
Team	40	843	21.1	48	0
Opponents	59	1357	23.0	46	0

Field Goals

	1-19	20-29	30-39	40-49	50+
Gerela	9/10	10/12	5/9	5/12	0/0
Steelers	9/10	10/12	5/9	5/12	0/0
Opponents	6/6	4/4	2/6	7/10	0/3

* Steelers played an extra home game (10/21 vs. N.Y. Jets) due to a World Series Game at New York's Shea Stadium.

1972 Final Regular-Season Statistics (Won 11, Lost 3)

Schedule

Date	W-L	Score	Opponent	Attendance
9/17	W	34-28	Oakland	50,141
9/24	L	15-10	at Cincinnati	54,292
10/1	W	25-19	at St. Louis	49,140
10/8	L	17-13	at Dallas	65,582
10/15	W	24-7	Houston	42,929
10/22	W	33-3	New England	46,081
10/29	W	38-21	at Buffalo	45,882
11/5	W	40-17	Cincinnati	50,350
11/12	W	16-7	Kansas City	50,350
11/19	L	26-24	at Cleveland	83,009
11/26	W	23-10	Minnesota	50,348
12/3	W	30-0	Cleveland	50,350
12/10	W	9-3	at Houston	36,528
12/17	W	24-2	at San Diego	52,873

Team Statistics

	Pittsburgh	Opponent
Total First Downs	228	219
Rushing	131	79
Passing	79	116
Penalty	18	24
3rd Down: Made/Att	63/188	66/208
3rd Down Pct.	33.5	31.7
Total Net Yards	4231	3771
Avg. Per Game	302.2	269.4
Total Plays	853	896
Avg. Per Play	5.0	4.2
Net Yards Rushing	2520	1715
Avg. Per Game	180.0	122.5
Total Rushes	497	445
Net Yards Passing	1711	2056
Avg. Per Game	122.2	146.9
Sacked/Yards Lost	32/247	40/337
Gross Yards	1958	2393
Att./Completions	324/156	411/206
Completion Pct.	48.1	50.1
Had Intercepted	12	28
Punts/Average	66/43.6	74/40.3
Penalties/Yards	81/728	77/712
Fumbles/Ball Lost	27/14	37/20
Touchdowns	37	18
Rushing	22	6
Passing	12	9
Returns	3	3

Score by Period

	Q1	Q2	Q3	Q4	OT	Pts
Team	66	103	73	101	0	343
Opponents	28	40	46	61	0	175

Scoring

	TD	Ru	Pa	Rt	PAT	FG	2Pt	Pts
Gerela	0	0	0	0	35/36	28/41	0	119
Harris	11	10	1	0	0/0	0/0	0	66
Bradshaw	7	7	0	0	0/0	0/0	0	42
Lewis	5	0	5	0	0/0	0/0	0	30
Fuqua	4	4	0	0	0/0	0/0	0	24
Shanklin	3	0	3	0	0/0	0/0	0	18
H. Davis	1	0	0	1	0/0	0/0	0	6
Blount	1	0	0	1	0/0	0/0	0	6
Ham	1	0	0	1	0/0	0/0	0	6
L. Brown	1	0	1	0	0/0	0/0	0	6
S. Davis	1	1	0	0	0/0	0/0	0	6
Mullins	1	0	1	0	0/0	0/0	0	6
McMakin	1	0	1	0	0/0	0/0	0	6
N/A	0	0	0	0	0/0	0/0	1	2
Team	37	22	12	3	35/36	28/41		1343
Opponents	18	6	9	3	17/18	16/27		1175

Sacks: Greene 11.0, White 10.0, Greenwood 4.0, E. Holmes 4.0, McGee 2.0, Anderson 2.0, Ham 2.0, Wagner 2.0, Hanneman 2.0, Russell 1.0, Team 40.0.

Opponents 32.0

Rushing

	No.	Yds	Avg	Long	TD
Harris	188	1055	5.6	75t	10
Fuqua	150	665	4.4	47t	4
Bradshaw	58	346	6.0	20t	7
Pearson	67	264	3.9	21	0
S. Davis	20	85	4.3	28t	1
Lewis	3	68	22.7	41	0
Bankston	7	20	2.9	11	0
Bleier	1	17	17.0	17	0
McMakin	1	0	0.0	0	0
Gilliam	2	0	0.0	0	0
Team	497	2520	5.1	75t	22
Opponents	444	1719	3.9	94t	6

Receiving

	No.	Yds	Avg	Long	TD
Shanklin	38	669	17.9	57t	3
Lewis	27	391	14.5	52	5
McMakin	21	277	13.2	78t	1
Harris	21	180	8.6	29	1
Fuqua	18	152	8.4	28	0
Pearson	11	79	7.2	15	0
Smith	10	98	9.8	25	0
Young	6	86	14.3	33	0
L. Brown	1	13	13.0	13t	1
Bankston	1	5	5.0	5	0
S. Davis	1	5	5.0	5	0
Mullins	1	3	3.0	3	0
Team	156	1958	12.6	78t	12
Opponents	206	2393	11.6	70t	9

Interceptions

	No.	Yds	Avg	Long	TD
Ham	7	83	11.8	32t	1
Wagner	6	77	12.9	35	0
Bowser	4	30	7.5	23	0
Blount	3	75	25.0	34	0
Anderson	3	68	22.7	41	0
H. Davis	2	32	16.0	28	0
Beatty	2	16	8.0	16	0
Edwards	1	14	14.0	14	0
Team	28	395	14.1	41	1
Opponents	12	195	16.3	65t	1

Punting

	No.	Yds	Avg	Lg	B
Walden	65	2846	43.8	72	2
Gerela	1	29	29.0	29	0
Team	66	2875	43.6	72	2
Opponents	74	2982	40.3	65	1

Punt Returns

	Ret	FC	Yds	Avg	Long	TD
Edwards	22	19	202	9.2	52	0
Lewis	5	1	56	11.2	26	0
Bleier	2	0	1	0.5	1	0
Pearson	1	0	3	3.0	3	0
Team	30	20	262	8.7	52	0
Opponents	37	10	169	4.6	30	0

Kickoff Returns

	No.	Yds	Avg	Long	TD
Pearson	13	292	22.4	42	0
Harris	8	183	22.9	32	0
S. Davis	7	207	29.6	82	0
Bleier	2	40	20.0	20	0
Bankston	1	20	20.0	20	0
Edwards	1	18	18.0	18	0
McMakin	1	0	0.0	0	0
Team	33	760	23.0	82	0
Opponents	54	1190	22.0	47	0

Field Goals

	1-19	20-29	30-39	40-49	50+
Gerela	9/9	8/10	8/12	3/9	0/1
Steelers	9/9	8/10	8/12	3/9	0/1
Opponents	3/3	4/6	6/9	3/6	0/3

Passing

	Att	Cmp	Yds	Cmp%	TD	Int	Long	Sack/Lost	Rating
Bradshaw	308	147	1897	47.7	12	12	78t	29/237	64.3
Gilliam	11	7	48	63.6	0	0	9	2/8	73.3
Hanratty	4	2	23	50.0	0	0	14	1/2	67.7
Walden	1	0	0	0.0	0	0	0	0/0	39.6
Team	324	156	1958	48.1	12	12	78t	32/247	64.3
Opponents	411	206	2393	50.1	9	28	70t	40/337	47.0



1971 Final Regular-Season Statistics (Won 6, Lost 8)

Schedule

Date	W-L	Score	Opponent	Attendance
9/19	L	17-15	at Chicago	55,049
9/26	W	21-10	Cincinnati	48,448
10/3	W	21-17	San Diego	44,339
10/10	L	27-17	at Cleveland	83,391
10/18	L	38-16	at Kansas City	49,533
10/24	W	23-16	Houston	45,872
10/31	L	34-21	at Baltimore	60,238
11/7	W	26-9	Cleveland	50,202
11/14	L	24-21	at Miami	66,435
11/21	W	17-13	New York Giants	50,008
11/28	L	22-10	Denver	39,710
12/5	L	29-3	at Houston	37,778
12/12	W	21-13	at Cincinnati	60,022
12/19	L	23-14	Los Angeles	45,233

Team Statistics

	Pittsburgh	Opponent
Total First Downs	226	225
Rushing	98	81
Passing	111	132
Penalty	17	12
Total Net Yards	3882	4248
Avg. Per Game	277.3	303.4
Total Plays	867	881
Avg. Per Play	4.5	4.8
Net Yards Rushing	1758	1482
Avg. Per Game	125.6	105.9
Total Rushes	416	440
Net Yards Passing	2124	2766
Avg. Per Game	151.7	197.6
Sacked/Yards Lost	37/322	33/294
Gross Yards	2446	3060
Att./Completions	414/214	408/235
Completion Pct.	51.7	57.6
Had Intercepted	26	17
Punts/Average	79/43.9	77/41.5
Penalties/Yards	88/898	81/784
Fumbles/Ball Lost	37/21	27/9
Touchdowns	28	32
Rushing	10	13
Passing	15	16
Returns	3	3

Score by Period

	01	02	03	04	OT	Pts
Team	53	60	57	76	0	246
Opponents	69	117	42	64	0	292

Passing

	Att	Cmp	Yds	Cmp%	TD	Int	Long	Sack/Lost	Rating
Bradshaw	373	203	2259	54.4	13	22	49	33/287	59.7
Hanratty	29	7	159	24.1	2	3	40	3/32	33.3
Leahy	11	3	18	27.3	0	1	18	1/3	1.7
Walden	1	1	10	100.0	0	0	10	0/0	108.3
Team	414	214	2157	51.7	15	26	49	37/322	52.8
Opponents	408	235	3060	57.6	16	17	86	33/294	66.8

Scoring

	TD	Ru	Pa	Rt	PAT	FG	2Pt	Pts
Gerela	0	0	0	0	27/27	17/27	0	78
Shanklin	6	0	6	0	0/0	0/0	0	36
Bradshaw	5	5	0	0	0/0	0/0	0	30
Smith	5	0	5	0	0/0	0/0	0	30
Fuqua	5	4	1	0	0/0	0/0	0	30
Pearson	3	0	2	1	0/0	0/0	0	18
Staggers	1	0	0	1	0/0	0/0	0	6
Rowser	1	0	0	1	0/0	0/0	0	6
Hanratty	1	1	0	0	0/0	0/0	0	6
L. Brown	1	0	1	0	0/0	0/0	0	6
Team	28	10	15	3	27/27	17/27	0	246
Opponents	32	13	16	3	30/32	22/35	0	292

Sacks: N/A Team 37.0, Opponents 33.0

Rushing

	No.	Yds	Avg	Long	TD
Fuqua	155	625	4.0	30	4
Pearson	131	605	4.6	27	0
Bankston	70	274	3.9	30	0
Bradshaw	53	247	4.7	39	5
Walden	1	14	14.0	14	0
Staggers	1	5	5.0	5	0
Hanratty	1	3	3.0	3	1
Shanklin	2	1	0.5	2	0
Leahy	1	-6	-6.0	-6	0
Smith	1	-10	-10.0	-10	0
Team	416	1758	4.2	39	10
Opponents	440	1482	3.4	28	13

Receiving

	No.	Yds	Avg	Long	TD
Shanklin	49	652	13.3	42	6
Fuqua	49	427	8.7	40	1
Smith	47	663	14.1	49	5
Pearson	20	246	12.3	44	2
Adams	20	160	8.0	21	0
Bankston	17	148	8.7	31	0
Staggers	8	103	12.9	20	0
Lewis	3	44	14.8	22	0
L. Brown	1	3	3.0	3	1
Team	214	2446	11.4	49	15
Opponents	235	3060	13.0	86	16

Interceptions

	No.	Yds	Avg	Long	TD
Rowser	4	94	23.5	70	1
Allen	3	45	15.0	29	0
Wagner	2	53	26.5	29	0
Blount	2	16	8.0	16	0
Ham	2	4	2.0	4	0
Calland	2	0	0.0	0	0
Edwards	1	20	20.0	20	0
Anderson	1	14	14.0	14	0
Team	17	246	14.5	70	1
Opponents	26	350	13.5	44	1

Punting

	No.	Yds	Avg	Long	B
Walden	79	3455	43.7	57	0
Team	79	3455	43.7	57	0
Opponents	77	3195	41.5	73	1

Punt Returns

	Ret	FC	Yds	Avg	Long	TD
Staggers	31	14	262	8.5	67	1
Wagner	2	3	2	1.0	2	0
Edwards	1	0	0	0.0	0	0
Fuqua	1	0	0	0.0	0	0
Bleier	0	1	0	0.0	0	0
Team	35	18	264	7.5	67	1
Opponents	45	15	319	7.1	47	1

Kickoff Returns

	No.	Yds	Avg	Long	TD
Brumfield	12	271	22.6	35	0
Staggers	10	261	26.1	47	0
Edwards	9	198	22.0	29	0
Pearson	7	205	29.3	77	0
Bankston	5	76	15.2	23	0
Blount	4	76	19.0	23	0
Bleier	1	21	21.0	21	0
Clack	1	12	12.0	12	0
Team	49	1120	22.9	77	0
Opponents	45	1002	22.3	57	0

Field Goals

	1-19	20-29	30-39	40-49	50+
Gerela	5/6	5/7	4/7	3/6	0/1
Steelers	5/6	5/7	4/7	3/6	0/1
Opponents	6/6	11/13	4/5	1/10	0/1

1970 Final Regular-Season Statistics (Won 5, Lost 9)

Schedule

Date	W-L	Score	Opponent	Attendance
9/20	L	19-7	Houston	45,538
9/27	L	16-13	at Denver	50,705
10/3	L	15-7	at Cleveland	84,349
10/11	W	23-10	Buffalo	42,140
10/18	W	7-3	at Houston	42,799
10/25	L	31-14	at Oakland	54,423
11/2	W	21-10	Cincinnati	38,968
11/8	W	21-17	N.Y. Jets	50,028
11/15	L	31-14	Kansas City	50,081
11/22	L	34-7	at Cincinnati	59,276
11/29	W	28-9	Cleveland	50,214
12/6	L	20-12	Green Bay	46,418
12/13	L	27-16	at Atlanta	54,126
12/20	L	30-20	at Philadelphia	55,252

Team Statistics

	Pittsburgh	Opponent
Total First Downs	206	225
Rushing	84	91
Passing	97	120
Penalty	25	14
Total Net Yards	3752	3996
Avg. Per Game	268.0	285.4
Total Plays	844	906
Avg. Per Play	4.4	4.4
Net Yards Rushing	1715	1679
Avg. Per Game	122.5	119.9
Total Rushes	432	487
Net Yards Passing	2037	2317
Avg. Per Game	145.5	165.5
Sacked/Yards Lost	28/275	26/238
Gross Yards	2312	2555
Att./Completions	384/150	393/191
Completion Pct.	39.1	48.6
Had Intercepted	32	23
Punts/Average	78/44.2	85/41.9
Penalties/Yards	82/835	76/790
Fumbles/Ball Lost	30/14	29/14
Touchdowns	26	32
Rushing	13	8
Passing	12	21
Returns	1	3

Score by Period

	Q1	Q2	Q3	Q4	OT	Pts
Team	33	76	50	51	0	210
Opponents	63	65	82	62	0	272

Passing

	Att	Cmp	Yds	Cmp%	TD	Int	Long	Sack/Lost	Rating
Bradshaw	218	83	1460	38.1	6	24	87	25/242	31.3
Hanratty	163	64	792	39.3	5	8	72	3/33	44.8
Hoak	2	2	40	100.0	1	0	27	0/0	158.3
Walden	1	1	20	100.0	0	0	20	0/0	118.8
Team	384	150	2312	39.1	12	32	87	28/247	35.4
Opponents	393	191	2555	48.6	21	23	65	26/238	63.1

Scoring

	TD	Ru	Pa	Rt	PAT	FG	2Pt	Pts
Fuqua	9	7	2	0	0/0	0/0	0	54
Mingo	0	0	0	0	17/17	5/18	0	32
Shanklin	4	0	4	0	0/0	0/0	0	24
Watson	0	0	0	0	7/9	5/10	0	22
Hughes	3	0	3	0	0/0	0/0	0	18
Pearson	2	2	0	0	0/0	0/0	0	12
Bankston	2	2	0	0	0/0	0/0	0	12
Smith	2	0	2	0	0/0	0/0	0	12
Hoak	1	1	0	0	0/0	0/0	0	6
Bradshaw	1	1	0	0	0/0	0/0	0	6
Staggers	1	0	1	0	0/0	0/0	0	6
Beatty	1	0	0	1	0/0	0/0	0	6
Team	26	13	12	1	24/26	10/28	0	210
Opponents	32	8	21	3	29/32	15/32	3	272

Sacks: N/A Team 28.0, Opponents 26.0

Rushing

	No.	Yds	Avg	Long	TD
Fuqua	138	691	5.0	85	7
Pearson	173	503	2.9	30	2
Bradshaw	32	233	7.3	22	1
Bankston	26	122	4.7	31	2
Hoak	40	115	2.6	13	1
Bryant	3	25	8.3	24	0
Wilburn	5	25	5.0	10	0
Cole	9	8	0.9	6	0
Smith	1	6	6.0	6	0
Hanratty	4	-5	-1.3	0	0
Hughes	1	-8	-8.0	-8	0
Team	432	1715	4.0	85	13
Opponents	487	1679	3.4	40	8

Receiving

	No.	Yds	Avg	Long	TD
Shanklin	30	691	23.0	81	4
Smith	30	458	15.3	87	2
Hughes	24	332	13.8	72	3
Fuqua	23	289	12.6	57	2
Bryant	8	154	19.3	63	0
Bankston	7	30	4.3	20	0
Staggers	6	118	19.7	31	1
Wilburn	6	77	12.8	15	0
Pearson	6	71	11.8	18	0
Hoak	4	25	6.3	18	0
Adams	3	36	12.0	17	0
Cole	3	31	10.3	20	0
Team	150	2312	15.4	87	12
Opponents	191	2555	13.4	65	21

Interceptions

	No.	Yds	Avg	Long	TD
Calland	7	38	5.4	21	0
Allen	4	48	12.0	30	0
Russell	3	64	21.3	37	0
Rowser	3	27	9.0	12	0
Beatty	2	49	24.5	30	1
Hillebrand	2	14	7.0	14	0
Austin	1	22	22.0	22	0
Blount	1	4	4.0	4	0
Team	23	266	11.5	37	1
Opponents	32	318	9.9	57	1

Punting

	No.	Yds	Avg	Lg	B
Walden	75	3393	45.2	66	1
Bradshaw	3	52	17.3	39	0
Team	78	3445	44.2	66	1
Opponents	85	3517	41.9	61	1

Punt Returns

	Ret	FC	Yds	Avg	Long	TD
Bryant	37	7	159	4.3	33	0
Staggers	13	12	70	5.4	15	0
Blount	1	0	52	52.0	52	0
Team	51	19	281	5.5	52	0
Opponents	51	11	304	6.0	31	0

Kickoff Returns

	No.	Yds	Avg	Long	TD
Blount	18	535	29.7	91	0
Staggers	14	333	23.8	46	0
Pearson	4	114	28.5	35	0
Sharp	1	9	9.0	9	0
Wenzel	1	6	6.0	6	0
Calland	1	0	0.0	0	0
Washington	1	0	0.0	0	0
Team	40	997	24.9	91	0
Opponents	49	1068	21.8	100	1

Field Goals

	1-19	20-29	30-39	40-49	50+
Mingo	2/2	1/6	0/0	2/7	0/3
Watson	2/2	2/2	0/1	1/4	0/1
Steelers	4/4	3/8	0/1	3/11	0/4
Opponents	7/9	1/3	4/7	2-12	1/1



1969 Final Regular-Season Statistics (Won 1. Lost 13)

Schedule

Date	W-L	Score	Opponent	Attendance
9/21	W	16-13	Detroit	51,360
9/28	L	41-27	at Philadelphia	60,658
10/5	L	27-14	St. Louis	45,011
10/12	L	10-7	at N.Y. Giants	62,987
10/18	L	42-31	at Cleveland	84,078
10/26	L	14-7	Washington	47,557
11/2	L	38-34	Green Bay	46,403
11/9	L	38-7	at Chicago	45,856
11/16	L	24-3	Cleveland	47,670
11/23	L	52-14	at Minnesota	47,202
11/30	L	47-10	at St. Louis	43,721
12/7	L	10-7	Dallas	24,990
12/14	L	21-17	N.Y. Giants	21,069
12/21	L	27-24	at New Orleans	72,256

Team Statistics

	Pittsburgh	Opponent
Total First Downs	210	260
Rushing	81	101
Passing	115	142
Penalty	14	17
Total Net Yards	3626	4401
Avg. Per Game	259.0	314.4
Total Plays	843	898
Avg. Per Play	4.3	4.9
Net Yards Rushing	1542	1732
Avg. Per Game	110.1	123.7
Total Rushes	400	455
Net Yards Passing	2084	2669
Avg. Per Game	148.9	190.6
Sacked/Yards Lost	52/374	33/304
Gross Yards	2458	2973
Att./Completions	391/176	410/227
Completion Pct.	45.0	55.4
Had Intercepted	29	25
Punts/Average	77/42.3	65/40.1
Penalties/Yards	67/659	74/772
Fumbles/Ball Lost	36/16	25/9
Touchdowns	26	50
Rushing	8	17
Passing	17	27
Returns	1	6

Score by Period

	01	02	03	04	OT	Pts
Team	57	47	35	79	0	218
Opponents	63	114	85	142	0	404

Passing

	Att	Cmp	Yds	Cmp%	TD	Int	Long	Sack/Lost	Rating
Shiner	209	97	1422	46.4	7	10	63	24/157	60.3
Hanratty	126	52	716	41.3	8	13	41	20/168	41.7
Nix	53	25	290	47.2	2	6	47	7/39	37.2
Hoak	3	2	30	66.7	0	0	16	1/10	99.3
Team	391	176	2458	45.0	17	29	63	52/374	49.4
Opponents	410	227	2973	55.4	27	25	58	33/304	75.0

Scoring

	TD	Ru	Pa	Rt	PAI	FG	2Pt	Pts
Mingo	0	0	0	0	26/26	12/26	0	62
Jefferson	9	0	9	0	0/0	0/0	0	54
Gros	7	4	3	0	0/0	0/0	0	42
Hoak	3	2	1	0	0/0	0/0	0	18
Henderson	3	0	3	0	0/0	0/0	0	18
Bankston	1	1	0	0	0/0	0/0	0	6
Shiner	1	1	0	0	0/0	0/0	0	6
Williams	1	0	1	0	0/0	0/0	0	6
McCall	1	0	0	1	0/0	0/0	0	6
Team	26	8	17	1	26/26	12/26	0	218
Opponents	50	17	27	6	49/50	17/25	2	404

Sacks: N/A Team 33.0, Opponents 52.0

Rushing

	No.	Yds	Avg	Long	TD
Hoak	151	531	3.5	13	2
Gros	116	343	3.0	16	4
Bankston	62	259	4.2	15	1
Hanratty	10	106	10.6	31	0
McCall	30	98	3.3	14	0
Nix	10	70	7.0	20	0
Shiner	14	55	3.9	18	1
Jefferson	4	46	11.5	22	0
Wilburn	2	29	14.5	35	0
Campbell	1	5	5.0	5	0
Team	400	1542	3.9	35	8
Opponents	455	1732	3.8	54	17

Receiving

	No.	Yds	Avg	Long	TD
Jefferson	67	1079	16.1	63	9
Wilburn	20	373	18.7	53	0
Hoak	20	190	9.5	26	1
Gros	17	131	7.7	20	3
Hilton	12	231	19.3	34	0
Henderson	12	188	15.7	45	3
Cropper	9	116	12.9	19	0
Adams	6	80	13.3	19	0
Bankston	6	6	1.0	8	0
Williams	3	14	4.7	6t	1
McCall	2	2	1.0	5	0
Campbell	1	32	32.0	32	0
Alley	1	16	16.0	16	0
Team	176	2458	14.0	63	17
Opponents	227	2973	13.1	58	27

Interceptions

	No.	Yds	Avg	Long	TD
Hohn	5	64	12.8	24	0
Martha	5	37	7.4	15	0
Shorter	3	47	15.7	23	0
Stenger	3	36	12.0	19	0
Russell	2	48	24.0	26	0
May	2	4	2.0	2	0
Calland	2	0	0.0	0	0
Hillebrand	1	14	14.0	14	0
Hinton	1	7	7.0	7	0
Woodson	1	0	0.0	0	0
Team	25	257	10.3	26	0
Opponents	29	535	18.4	77t	3

Punting

	No.	Yds	Avg	Long	B
Walden	77	3254	42.3	61	0
Team	77	3254	42.3	61	0
Opponents	65	2608	40.1	55	0

Punt Returns

	Ret	FC	Yds	Avg	Long	TD
Campbell	28	7	133	4.8	23	0
Jefferson	4	2	23	5.8	9	0
Martha	3	2	0	0.0	0	0
Hoak	1	1	9	9.0	9	0
Davis	1	0	0	0.0	0	0
Beatty	0	1	0	0.0	0	0
Team	37	13	165	4.5	23	0
Opponents	41	15	396	9.7	83t	1

Kickoff Returns

	No.	Yds	Avg	Long	TD
Campbell	26	522	20.1	46	0
McCall	21	532	25.3	101t	1
Bankston	4	89	22.3	41	0
Jefferson	4	80	20.0	27	0
Woodson	1	18	18.0	18	0
Davis	3	0	0.0	0	0
Kolb	1	0	0.0	0	0
Team	60	1241	21.0	101t	1
Opponents	46	962	20.9	96t	1

Field Goals

	1-19	20-29	30-39	40-49	50+
Mingo	5/6	1/4	4/7	2/9	0/0
Steelers	5/6	1/4	4/7	2/9	0/0
Opponents	3/3	5/7	6/9	3/6	0/0

Notes



FOUNDING PARTNERS



TELEVISION WITH IMPACT



For all your Steelers information go to
Steelers.com

- DRAFT SHOWS
- MINI CAMP
- A DAY IN THE LIFE...
- MEN'S FANTASY CAMP
- TRAINING CAMP



STEELERS DIGEST

PITTSBURGH
Steelers



2010
MEDIA
GUIDE



STEELERS TV PROGRAMMING NOW AVAILABLE ON COMCAST ON-DEMAND